AGENDA

CITY OF TAYLOR, TEXAS

CITY COUNCIL MEETING

CITY HALL, COUNCIL CHAMBERS, 400 PORTER STREET

JUNE 24, 2021, 6:00 P.M.

In order to assist in maintaining the health of Council Members, staff and the public, this meeting will be conducted by *video conference*.
You may view this meeting as it is happening through the City's website at
http://www.ci.taylor.tx.us/660/Taylor-Videos

For citizen comments, please contact the City Clerk's office at Dianna.barker@taylortx.gov prior to 5:30p.m. Thursday, June 24th.
The agenda packet is available at http://www.ci.taylor.tx.us/calendar

CALL TO ORDER AND DECLARE A QUORUM

CITIZENS COMMUNICATION

(The City Council welcomes public comments on items not listed on the agenda. However, the Council cannot respond until the item is posted on a future meeting agenda. Public comments are limited to 3 minutes.)

CONSENT AGENDA

(The Consent Agenda includes non-controversial and routine items that the Council may act on with one single vote. Any Council member may pull any item from the Consent Agenda to discuss and act upon individually on the Regular Agenda.)

1. Approve minutes from the June 10, 2021, regular Council meeting. (Dianna Barker)
2. Consider Ordinance 2021-15, creating a no parking zone on Bull Run and repealing no parking zones on Burns Street and Huff Street. (Chief Fluck)
3. Consider approving requests for off premise temporary signs for special events. (Colin Harrison/Jeff Jenkins)

PUBLIC HEARINGS / ORDINANCES

4. Introduce Ordinance 2021-18 increasing the Over 65 Property Tax Exemption. (Jeff Wood)

REGULAR AGENDA; REVIEW/DISCUSS AND CONSIDER ACTION

5. Receive presentation regarding the redistricting process based on the 2020 census results and consider possible action as to when to start the process. (Mark Schroeder)
6. Introduce the Preliminary Budget for Fiscal Year 2022. (Jeff Wood)
7. Receive Parks & Recreation Master Plan and Maintenance Plan Presentation and consider adoption of the Parks Master Plan along with the Operation and Maintenance Plan. (Tyler Bybee)
8. Receive State of the Department report for City Management. (Brian LaBorde/Jeff Jenkins)
9. Consider Ordinance 2021-16, amending Ordinance 2008-40 to authorize city manager or city manager's designee to designate special public event parking areas in municipal parks. (Chief Fluck)

The City Council may take action on any executive session item listed on this agenda after they reconvene into regular session.

Executive Session I. The Taylor City Council will conduct a closed executive meeting pursuant to the provisions of the Open Meetings Law, Chapter 551, Texas Local Government Code, and the authority contained in Section 551.087 to discuss or deliberate regarding commercial and/or financial information on a business prospect that the City of Taylor, Texas, seeks to have locate, stay, or expand in or near the City of Taylor, Texas, and with which the City of Taylor, Texas, is conducting economic development negotiations and/or deliberate the offer of financial or other incentives to the businessprospect.

a. Project Tobe

10. Reconvene into open session and take any action.

ADJOURN

The Council may vote and/or act upon each of the items listed in this Agenda. The Council reserves the right to retire into executive session concerning any of the items listed on this Agenda, whenever it is considered necessary and legally justified under the Open Meetings Act including: Section 551.071 (Consult with attorney); Section 551.072 (Real Property); Section 551.073 (Gifts and Donations); Section 551.074 (Personnel Matters); Section 551.076 (Security Devices); and Section 551.087 (Economic Development). I certify that the notice of meeting was posted in the Taylor City Hall Lobby before 6:00 p.m. on June 21, 2021 and remained posted for at least 72 hours continuously before the scheduled time of said meeting. I further certify that the following news media was notified of this meeting: Taylor Press.

Posted By: Dianna Barker Date 6-21-21

Dianna Barker, City Clerk

City Council Meeting
June 24, 2021
Transmittal Letter

STRATEGIC PILLAR

☐ Streets/Infrastructure

☒ Quality of Life

☐ Economic Vitality

Agenda Item #: 1

Agenda Title: **Approve minutes from the June 10, 2021, regular Council meeting.**

Council Action to be taken: Approve by consent or approve with corrections if needed

Department Submitted: City Clerk

Staff Contact: Dianna Barker

1. PURPOSE/DESCRIPTION

Pursuant to the Open Meetings Law, Chapter 551, Local Government Code and in accordance with the authority contained in Section 551.021 and the City Charter, the Minutes of each City Council meeting must be recorded, compiled and approved by the City Council in subsequent meetings. The purpose of this item is to conform to these legal requirements.

2. STAFF ANALYSIS / BACKGROUND / PRIOR COUNCIL ACTIONS

N/A

3. PROS and CONS

PROS	CONS
•	•

4. RECOMMENDATION

Approve as submitted or amend with changes noted.

5. FUNDING SOURCE

N/A

6. TIMELINE

N/A

7. OTHER OPTIONS (In order of preference)

N/A

8. ATTACHMENTS

1a. June 10, 2021, meeting minutes

City of Taylor

Regular City Council Meeting
Taylor City Hall, Council Chambers, 400 Porter Street
June 10, 2021 at 6:00 p.m. via Video Conference

In order to assist in maintaining the health of Council Members, staff and the public during COVID-19 pandemic, this meeting was held by video conference.

Council Members attending via video: Mayor Brandt Rydell
Council Member Dwayne Ariola
Council Member Mitch Drummond
Mayor Pro-Tem Gerald Anderson
Council Member Robert Garcia

Others attending: Mark Schroeder, City Attorney
Brian LaBorde, City Manager
Jeff Jenkins, Deputy City Manager
Lucretia Alvarez, Deputy City Clerk

Mayor Brandt Rydell conducted a roll call, declared a quorum and called the meeting to order at 6:00p.m.

BOARDS & COMMISSION PRESENTATION

1. **Planning & Zoning Commission update.**
   LeLand Stevens- Chair of the Planning & Zoning Commission gave an update of the new growth in Taylor.

   Motion was made by Councilmember Garcia to accept the presentation. Motion was seconded by Councilmember Drummond. Motion carried unanimously via roll call vote.

CITIZENS COMMUNICATION

There were no requests for citizen communication.

CONSENT AGENDA

2. **Approve minutes from the May 27, 2021 regular Council meeting.**
3. **Concur with preliminary financials for April 2021.**
4. **Consider Ordinance 2021-14 amending Ordinance 2009-18, decreasing the number of members on the Airport Advisory Board from 7 to 5.**
5. **Consider Ordinance 2021-11 changing the current Future Land Use Plan (FLUP) designation for a parcel of land, consisting of approximately 2.941 acres, located at about 1,400 feet north of the intersection of Debus Drive and West 2nd Street and north of the end of the Cecilia Street right-of-way, from Single-Family to Multi-Family.**
6. **Consider Approval of Auditing Services for the FY2021 Audit with Brooks Watson & Company.**
7. **Consider Memorandum of Understanding (MOU) with Pflugerville Fire Department to participate in regional Assistance for Firefighters Grant for purpose of firefighter medical exams.**
8. **Consider Resolution R21-21 regarding temporary street closures for the Texas Mamma Jamma Ride pending the lifting of crowd restrictions for special events due to COVID-19.**
9. **Consider request from Main Street Advisory Board to have Cadence Sports provide alcoholic beverages and to allow its consumption throughout Heritage Square for the Texas Mamma Jamma Ride.**

10. **Consider Resolution R21-22 regarding temporary street closures for Main Street activities and events in 2021 pending the lifting of crowd restrictions for special events due to COVID-19.**

    Motion was made by Councilmember Garcia to approve the consent agenda items as presented. Motion was seconded by Mayor Pro-Tem Anderson. Motion carried unanimously via roll call vote.

PUBLIC HEARINGS / ORDINANCES

11. **Introduce Ordinance 2021-15, creating a no parking zone on Bull Run and repealing no parking zones on Burns Street and Huff Street.**
    Chief Fluck gave a report concerning traffic safety and changes to make those streets safer.

    The City Attorney read the caption of the ordinance.

    ORDINANCE NO. 2021-15

    ORDINANCE ESTABLISHING A NO PARKING ZONE ON BULL RUN, A STREET WITHIN THE CITY OF TAYLOR, TEXAS, WITH THE NO PARKING ZONES LOCATED ON THE EAST SIDE OF BULL RUN BETWEEN MALLARD LANE AND COTTON BOWL DRIVE AND REPEALING THE NO PARKING ZONES ON BURNS STREET BETWEEN DAVIS STREET AND HOOD STREET AND HUFF STREET BETWEEN DAVIS STREET AND HOOD STREET; PROVIDING FOR A FINE OR PENALTY OF THIS ORDINANCE AS A MISDEMEANOR SUBJECT TO A FINE NOT TO EXCEED $500.00 FOR EACH OFFENSE, EXCEPT HOWEVER, WHERE DIFFERENT PENALTY HAS BEEN ESTABLISHED BY STATE LAW FOR SUCH OFFENSE, IN WHICH EVENT THE PENALTY SHALL BE FIXED BY STATE LAW AND IF DEEMED A VIOLATION OF ANY PROVISIONAL LAW THAT GOVERNS FIRE SAFETY, ZONING, OR PUBLIC HEALTH AND SANITATION, THE PENALTY SHALL NOT EXCEED THE SUM OF $2,000.00 FOR EACH OFFENSE; PROVIDING A SAVINGS CLAUSE; AND PROVIDING FOR PUBLICATION.

    This is the first reading. No action was taken.

12. **Introduce Ordinance 2021-16, amending Ordinance 2008-40 to authorize city manager to designate special public event parking areas in municipal parks.**
    Chief Fluck gave a report concerning traffic safety and parking in the municipal parks to make special public events safer.

    The City Attorney read the caption of the ordinance.

    ORDINANCE NO. 2021-16

    AN ORDINANCE OF THE CITY OF TAYLOR, TEXAS, AMENDING ORDINANCE NO. 2007-4 AND SECTION 19.5-3(a) OF THE CITY OF TAYLOR CODE OF ORDINANCES TO ALLOW THE CITY MANAGER THE AUTHORITY TO TEMPORARILY DESIGNATE CERTAIN AREAS WITHIN MUNICIPAL PARKS WHERE PARKING IS NORMALLY PROHIBITED AS

SPECIAL PUBLIC EVENT PARKING AREAS; PROVIDING A PUBLICATION CLAUSE; PROVIDING A REPEALING CLAUSE.

This is the first reading. No action was taken.

REGULAR AGENDA; REVIEW/DISCUSS AND CONSIDER ACTION

13. **Receive presentation from the Capital Area Rural Transportation System (CARTS) regarding a new on-demand transit service to be offered in Taylor.**
Tom Yantis- Development Services Director, and Dave Marsh-Director of CARTS gave a presentation on a new curb-to-curb transit service in Taylor.

Motion was made by Councilmember Drummond to receive the Capital Area Rural Transportation System (CARTS) update as presented. Motion was seconded by Councilmember Garcia. Motion carried unanimously via roll call vote.

14. **Receive presentation on Water and Wastewater Rate Study.**
Jeff Wood-Finance Director, and Grady Reed- made a presentation on the rate study for Water and Wastewater.

Motion was made by Councilmember Ariola to receive the Water and Wastewater Rate Study update with an expected rate increase as presented. Motion was seconded by Councilmember Drummond. Motion carried unanimously via roll call vote.

15. **Consider Waste Connection rate adjustment effective October 1, 2021 and October 1, 2022.**
Jeff Wood-Finance Director discussed the rate adjustment by Waste Connection. City Staff and Waste Connections agreed that an increase of 3.4% for each of the next two fiscal years was appropriate, rather than a 6.8% increase.

No action taken at this time.

16. **Consider approval of Ordinance 2021-17 to approve the refunding of existing debt.**
Jeff Wood- Finance Director, and Jennifer Ritter- Debt Advisor explained the next steps for the refunding of existing debt.

Motion was made by Councilmember Ariola to approve Ordinance 2021-17 authorizing issuance of general obligation refunding bond, series 2021, and directing the City Manager and/or the Director of Finance to act as pricing agent. Motion was seconded by Mayor Pro-Tem Anderson. Motion carried unanimously via roll call vote.

17. **Consider Ordinance 2021-12, regarding zoning map amendment to the official zoning map to re-zone approximately 2.941 acres of Single-Family Residential Zoning District (R-1) to 2.941 acres of Multi-Family Residential Zoning District with a Residential Planned Development Overlay (MF-1/RPD), located at about 1,400 feet north of the intersection of Debus Drive and West 2nd Street and north of the end of the Cecilia Street right-of-way, from Single-Family to Multi-Family.**
Tom Yantis-Development Services Director the ordinance regarding zoning map amendment to the official zoning map.

Motion was made by Councilmember Drummond to approve Ordinance 2021-12 zoning map amendment as presented. Motion was seconded by Councilmember Garcia. Motion carried unanimously via roll call vote.

18. **Receive presentation and update regarding the proposed housing demonstration project of the Housing Stability Working Group.**
Tom Yantis-Development Services Director presented an update regarding the proposed housing demonstration project of the Housing Stability Working Group

Motion was made by Councilmember Ariola to receive the proposed housing demonstration project of the Housing Stability Working Group update as presented. Motion was seconded by Mayor Pro-Tem Anderson. Motion carried unanimously via roll call vote.

19. **Receive State of the Department report for Communications.**
Stacey Osborne Communications Director gave a report of the responsibilities, focus areas, and challenges of the Communications department.

Motion was made by Councilmember Garcia to receive the State of the Department report for Communications as presented. Motion was seconded by Mayor Pro-Tem Anderson. Motion carried unanimously via roll call vote.

20. **Receive State of the Department report for Internal Services.**
Lisa Thompson gave a report of the responsibilities, focus areas, and challenges of the Communications department.

Motion was made by Councilmember Garcia to receive the State of the Department report for Internal Services as presented. Motion was seconded by Councilmember Ariola. Motion carried unanimously via roll call vote.

21. **Consider approving requests for off premise temporary signs for special events.**
Tom Yantis presented two requests for off premise temporary signs for special events for the Taylor Rodeo and the Chamber of Commerce Business Expo.

Motion was made by Councilmember Ariola to approve the temporary, off-premise banners for the Taylor Rodeo temporary signage at the 10 different defined locations as presented between June 21, 2021 to July 19, 2021 and the Taylor Chamber of Commerce Business Expo banner across North Main Street between August 11, 2021 and September 17, 2021 and allow staff to approve the Chamber of Commerce banner locations once received. Motion was seconded by Mayor Pro-Tem Anderson. Motion carried unanimously via roll call vote.

Mayor Rydell adjourned the open session at 9:10 p.m. to go into closed session.

Executive Session I. The Taylor City Council will conduct a closed executive meeting pursuant to the provisions of the Open Meetings Law, Chapter 551, Texas Local Government Code, and the authority contained in Section 551.087 to discuss or deliberate regarding commercial and/or financial information on a business prospect that the City of Taylor, Texas, seeks to have locate, stay, or expand in or near the

City of Taylor, Texas, and with which the City of Taylor, Texas, is conducting economic development negotiations and/or deliberate the offer of financial or other incentives to the business prospect.

a. Project Brooke

Executive Session II. The Taylor City Council will conduct a closed executive meeting under Section 551.071 of the Texas Government Code in order to meet with its City Attorney on a matter in which the duty of the Attorney to the governmental body under the Texas Disciplinary Rules of Professional Conduct of the State Bar of Texas authorize and allow such a closed meeting and which rules conflict with the Texas Open Meetings Act.

a. FERMA LLC et. Al. v. City of Taylor

22. **Reconvene into open session and take any action.**

Council reconvened at 10:05 p.m. and no action was taken.

ADJOURN
With no further business Mayor Rydell declared the meeting adjourned at 10:05 p.m.

_____
Brandt Rydell, Mayor

ATTEST:

_____
Lucretia Alvarez, Deputy City Clerk

City Council Meeting
June 24, 2021
Transmittal Letter

STRATEGIC PILLAR

☒ Streets/Infrastructure

☐ Quality of Life

☐ Economic Vitality

Agenda Item #: 2

Agenda Title: **Consider Ordinance 2021-15, creating a no parking zone on Bull Run and repealing no parking zones on Burns Street and Huff Street.**

Council Action to be taken: Consider Ordinance

Department Submitted: Police, City Attorney

Staff Contact: Henry Fluck, Chief of Police
Mark Schroeder, City Attorney

1. PURPOSE/DESCRIPTION

The City has received complaints about parking and traffic on Bull Run between Mallard Ln. and Cottonbowl Dr. The complaints relate to parking on both sides of the street and visibility issues for vehicles entering Bull Run from the parking lots of the adjacent apartment buildings.

2. STAFF ANALYSIS / BACKGROUND / PRIOR COUNCIL ACTIONS

The Police Department provided accident information that indicated that there have been four hit and run reports from the owners of parked cars in this block since 2016. There was also one minor accident involving two moving vehicles at the intersection of Bull Run and Mallard Ln.

HDR also studied the issue and advised: "The Texas Manual on Uniform Traffic Control Devices (TMUTCD) recommends no parking a minimum of 20 feet from crosswalks. The National Association of City Transportation Officials (NACTO) Urban Design Guide recommends no parking a minimum 20' from intersections to increase site distance and visibility. The standards do not specifically state to treat driveways the same as intersections. In practice and in other cities, on-street parking adjacent to driveways is rarely prohibited unless there is a policy regarding general on-street parking."

Bull Run is categorized as a local street and is designed to those standards. However, Bull Run is the only through street that connects Mallard and TH Johnson between North Drive and Main Street. Because of this it carries more traffic than a typical local street. Further, there are twenty-eight multi-family units within this block which generate more parking demand than in a typical residential block. These two conditions lead to the

possibility of more traffic conflicts, because vehicles must yield if there are cars parked on both sides of the street.

Due to these unique circumstances and the number of reported accidents in this block, staff recommends implementing a no parking zone on the east side of Bull Run between Mallard Ln. and Cottonbowl Dr.

In addition, there are streets adjacent to Memorial Field that have Ordinances establishing No Parking Zones due to UIL Special Events being held there that caused overflow parking to occur on neighborhood streets. Since Taylor ISD currently utilizes its new stadium for UIL Special Events and Memorial Field is no longer used for that purpose, the No Parking Zones in the neighborhood streets serves no purpose and is an inconvenience to the residents.

Therefore, City Staff recommends repealing the No Parking Zone in the 700 block of Burns Street between Davis St. and Hood St., as well as repealing the No Parking Zone in the 700 block of Huff Street between Davis St. and Hood St.

. PROS and CONS

PROS	CONS
• Eliminating parking on the east side of Bull Run will reduce the number of conflicts between moving vehicles and parked vehicles. • Visibility will be improved for vehicles exiting the apartment parking lots.	• In order for the no parking zone to be effective, enforcement will be required which will utilize Police resources. • Residents who have been used to parking in this area may begin parking in the surrounding blocks. • Eliminating parking on one side of the street may result in increased vehicle speeds.

4. RECOMMENDATION

Adopt Ordinance 2021-15 as presented.

5. FUNDING SOURCE

Public Works Department Signs and Signals #100-563-222.
Approximately $200.00 per sign.

6. TIMELINE

N/A

7. OTHER OPTIONS (In order of preference)

1. Continue status quo without eliminating parking on one side of the street.

8. ATTACHMENTS

2a. Ordinance Number 2021-15
2b. Map

ORDINANCE NO. 2021-15

ORDINANCE ESTABLISHING A NO PARKING ZONE ON BULL RUN, A STREET WITHIN THE CITY OF TAYLOR, TEXAS, WITH THE NO PARKING ZONES LOCATED ON THE EAST SIDE OF BULL RUN BETWEEN MALLARD LANE AND COTTON BOWL DRIVE AND REPEALING THE NO PARKING ZONES ON BURNS STREET BETWEEN DAVIS STREET AND HOOD STREET AND HUFF STREET BETWEEN DAVIS STREET AND HOOD STREET; PROVIDING FOR A FINE OR PENALTY OF THIS ORDINANCE AS A MISDEMEANOR SUBJECT TO A FINE NOT TO EXCEED $500.00 FOR EACH OFFENSE, EXCEPT HOWEVER, WHERE DIFFERENT PENALTY HAS BEEN ESTABLISHED BY STATE LAW FOR SUCH OFFENSE, IN WHICH EVENT THE PENALTY SHALL BE FIXED BY STATE LAW AND IF DEEMED A VIOLATION OF ANY PROVISIONAL LAW THAT GOVERNS FIRE SAFETY, ZONING, OR PUBLIC HEALTH AND SANITATION, THE PENALTY SHALL NOT EXCEED THE SUM OF $2,000.00 FOR EACH OFFENSE; PROVIDING A SAVINGS CLAUSE; AND PROVIDING FOR PUBLICATION.

WHEREAS, the Texas Transportation Code delegates powers to cities for regulation of stopping, standing or parking of vehicles with respect to roads within the jurisdiction of the city; and

WHEREAS, it is within the police powers of the City of Taylor to control parking on the streets within the City; and

WHEREAS, it is reasonable and necessary under such police powers to prohibit parking in the areas herein after designated and to impose a penalty for violation of the no parking zones hereinafter created and designated; and

WHEREAS, City ordinance allows the City Manager with advice from the Chief of Police to locate and remove no parking signs designating the no parking area herein after created.

NOW THEREFORE, BE IT ORDAINED BY THE CITY COUNCIL OF THE CITY OF TAYLOR, TEXAS:

SECTION 1. All of the facts recited in the preamble to this Ordinance are hereby found by the City Council to be true and correct and are incorporated by reference herein and expressly made a part hereof, as if copied herein verbatim.

SECTION 2. Section 17-274 of the Taylor City Code of Ordinances is amended to make it unlawful for any person to park a motor vehicle at the following location on Bull Run and the location shall be designated as a no parking zone:

The east side of Bull Run between Mallard Lane and Cotton Bowl Drive.

SECTION 3. The City Manager, with the advice of the Chief of Police, shall have signs conforming to the laws of the State of Texas installed in the no parking zones herein above established designating the areas as no parking zones to the public. The signs as located on the ground and marking the no parking zones placed by the City Manager shall be the no parking areas *in* conformity with the locations designated by this Ordinance.

SECTION 4. Any person, firm or corporation violating any of the provisions or terms of this Ordinance shall be guilty of a misdemeanor and upon conviction shall be subjected to a fine not to exceed the sum of Five Hundred Dollars ($500.00) for each offense, except where a different penalty has been established by state law for such offense, and for any violation of any provision which governs fire safety, zoning or public health or sanitation, which shall be punished by a penalty of fine not to exceed the sum of Two Thousand Dollars ($2,000.00} for each offense; and each and every day such violation is continued shall be deemed to constitute a separate offense.

SECTION 5. Section 17-274 of the Taylor City Code of Ordinances is hereby amended to repeal the no parking zones in the following locations:

On the north side of Burns Street between Davis Street and Hood Street; and

On the north side of Huff Street between Davis Street and Hood Street.

The City Manager is instructed to have any signs indicating no parking zones in these locations removed.

SECTION 6. If any paragraph, sentence, phrase, or other portion of this Ordinance should be declared to be unconstitutional by a court of competent jurisdiction, such holding shall not affect the remainder of this Ordinance and all portions of the Ordinance not held to be invalid shall continue and remain in full force and effect.

SECTION 7. The City Clerk is hereby authorized and directed to publish the caption of this Ordinance, together with the penalty provision contained therein, in the manner

and for the length of time prescribed by law.

SECTION 8. In accordance with Article VIII, Section 1 of the City Charter, this Ordinance was introduced before the City Council of the City of Taylor, Texas, on the 10th day of June, 2021.

PASSED, APPROVED and ADOPTED on this the ___ day of _____, 2021.

_____
Brandt Rydell, Mayor

ATTEST:

_____
Dianna Barker, City Clerk

APPROVED AS TO FORM:

_____
Ted w. Hejl, City Attorney

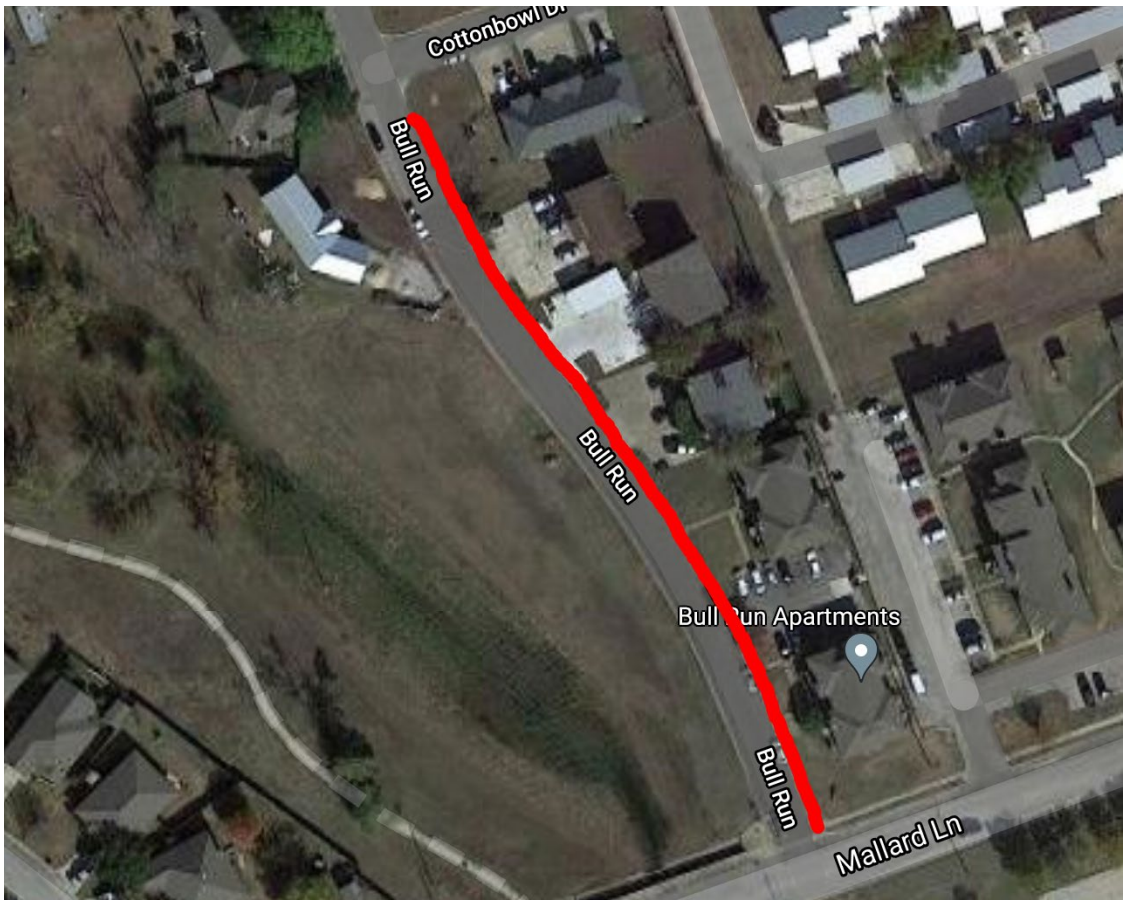

Recommended No Parking Zone

City Council Meeting
June 24, 2021
Transmittal Letter

STRATEGIC PILLAR

☐ Streets/Infrastructure

☐ Quality of Life

☐ Economic Vitality

Agenda Item #: 3

Agenda Title: **Consider approving requests for off premise temporary signs for special events**

Council Action to be taken: Consider requests

Department Submitted: Development Services

Staff Contact: Colin Harrison, Assistant Development Services Director
Jeff Jenkins, Deputy City Manager

1. PURPOSE/DESCRIPTION

This agenda item allows City Council to consider approval of requests for temporary special event signs for the Taylor Pride Event 2021.

2. STAFF ANALYSIS / BACKGROUND / PRIOR COUNCIL ACTIONS

The sign ordinance (Section 24.3 (o)) prohibits off premise signs unless there has been a determination and minute order of the city council. Taylor Pride is seeking a determination from the City Council for their temporary off premise signs at different locations around the City for their forthcoming special event on June 26th.

3. PROS and CONS

PROS	CONS
• Attracts business or tourism	• Temporary banners can be unsightly • If temporary banners are placed in the wrong locations can become a hazard to traffic safety.

4. RECOMMENDATION

Staff recommends that Council consider approval of the following request for the placement of temporary, off-premise banners:

i) Taylor Pride Event banners at three locations next to Taylor monument signs on North Main, South Main and West Second Streets between June 19, 2021 through July 1, 2021.

5. FUNDING SOURCE

N/A

6. TIMELINE

N/A

7. OTHER OPTIONS (In order of preference)

N/A

8. ATTACHMENTS

3a. Report on off-premise signs
3b. Photos of signs

Report for Off premise temporary signs for special events

1.Ordinance

1.1 Section 24.3 (o) (3) of the City of Taylor Code of Ordinances explicitly prohibits:

”Off-premise signs, both commercial and noncommercial, except on city property where there has been a determination and minute order of the city council which finds that the display of the sign does as follows:

a. Promotes a positive image of the city for the attraction of business or business or tourism;

b. Depicts an accomplishment of an individual or group; and

c. Creates a positive community spirit.

Upon such order, the city can authorize, upon approved construction plans, the following:

a. A sign on a city water tower; or

b. An entrance sign to be located on city property such that it is visible from State Highway 79 or State Highway 95; or

c. A sign to be located on city rights-of-way.

Said sign shall be displayed for a period ordered by the city council or as may be decided by it from time to time.”

2. Recent History

2.1 In the past, some organizations have submitted sign permits for temporary special event signage and other organizations have not submitted permits. Taylor Rodeo has been issued temporary sign permits in the past, albeit incorrectly. Taylor Rodeo was denied sign permits for the recent Bullnanza event. The reason for the recent denial was that these signs are contrary to section 24.3 (o) (3) of the sign ordinance without a determination by the City Council. At the June 10th signs were approved for the Taylor Rodeo and Chamber of Commerce.

3. Proposal

Taylor Pride Event 2021

Taylor Pride is seeking temporary signs for the first Taylor Pride Event. There are three signs offsite near Taylor monument signs on N Main, S. Main, and W 2nd Streets. The signs will be up from June 19, 2021 and down by July 1, 2021.

The banner on the McCrory Timmerman building has been issued a sign permit. This is considered an on premise temporary banner.

Previous approvals

Taylor Rodeo Association

3.1 Taylor Rodeo Association is seeking temporary signs for this year's Rodeo event at 10 locations with two different types of temporary sign. Type A would be an angled and measure 4 feet high by 16 feet in length. Type B would measure 4 feet high by 8 feet in length.

3.2 The signs would be displayed between June 21 to July 19, 2021. The signs would be removed on July 19, 2021. The signs would be place in the right-of-way but the applicant states that the signs would not obstruct drivers view.

3.3 The 10 locations are:

1. North intersection of Bill Pickett Trail and Chandler Lane (Type A sign)

2. North intersection of Bill Pickett Trail and Carlos G Parker Blvd (Type A sign)

3. North West corner of Mallard Drive and Carlos G Parker Blvd (Type B sign)

4. South side of Second Street and Debus Drive (Type B sign)

5. East side of South Main Street and Old Coupland Road (Type B sign)

6. East side of 3605 North Main Street (Type A sign)

7. East Fourth Street at City of Taylor signage (Type B sign)

8. East side of 1008 Carlos G Parker Blvd (Type A sign)

9. South east corner of Carlos G Parker Blvd and FM 973 (Type A sign)

10. East side intersection of Carlos G Parker Blvd and North Main Street (Type B sign)

3.4 Taylor Rodeo are in the process of obtaining adjacent landowners' consent for all the signs except number 7 above.

b) **Taylor Chamber of Commerce**

3.5 Taylor Chamber of Commerce is seeking a temporary banner across Main Street to advertise the Business Expo 2021. This banner will also require permission from TXDOT.

3.6 The proposed banner would be positioned between Taylor Sporting Goods and the Howard Theatre across Main Street. It would be 4 feet high by 36 feet long and be at least 20 feet above the pavement.

3.7 The banner would be displayed between August 11 to September 17, 2021. The banner would be removed on September 17, 2021.

4. Considerations

4.1 This special event would assist in promoting tourism.

welcome to
TAYLOR
TAYLOR PRIDE
EST. 2020

TREE CITY USA
TAYLOR PRIDE
EST. 2020
1876
welcome to
TAYLOR
A TEXAS MAIN STREET CITY

1876
welcome to
TAYLOR
A TEXAS MAIN STREET CITY
TAYLOR PRIDE

City Council Meeting
June 24, 2021
Transmittal Letter

STRATEGIC PILLAR

☐ Streets/Infrastructure

☐ Quality of Life

☒ Economic Vitality

Agenda Item #: 4

Agenda Title: **Consider Introducing Ordinance 2021-18 Increasing the Over 65 Property Tax Exemption**

Council Action to be taken: Introduce Ordinance 2021-18

Department Submitted: Finance Department

Staff Contact: Jeffrey Wood, Director of Finance

1. PURPOSE/DESCRIPTION

This ordinance will increase the Over 65 ad valorem property tax exemption to $30,000 from the current amount of $25,000

2. STAFF ANALYSIS / BACKGROUND / PRIOR COUNCIL ACTIONS

The City of Taylor approved an exemption from ad valorem taxes for persons who are sixty-five (65) years of age or older for the first $17,500 of property value in 2002, which amended previous Council action taken in 1974. Council again amended the exemption to increase it to $25,000 in August 2019.

Council has expressed the goal of balancing the financial needs of the City with trying to keep Taylor an affordable place to live. The exemption increase would support that goal.

3. PROS and CONS

PROS	CONS
• Higher exemption results in lower property taxes than what would be due without the exemption • Many citizens over 65 rely on fixed retirement or social security payments and are not able to supplement those incomes through other means	• City funding is lowered due to the exemption property value or non-exempted property is taxed at a higher rate to maintain the current level of funding

4. RECOMMENDATION

It is recommended that Council introduce Ordinance 2021-18 to increase the Over 65 Exemption.

5. FUNDING SOURCE

The increased exemption will be reflected in the final taxable property values received from the Williamson Central Appraisal District. It is estimated that the proposed increase in the Over 65 property tax exemption will equate to an approximately $40,000 reduction in property tax revenue.

6. TIMELINE

Immediate action is required as the exemption increase must be approved prior to July 9

7. OTHER OPTIONS (In order of preference)

N/A

8. ATTACHMENTS

4a. Ordinance 2021-18

ORDINANCE NO. 2021-18

AN ORDINANCE OF THE CITY OF TAYLOR, TEXAS; PROVIDING FOR AN ANNUAL EXEMPTION FROM AD VALOREM TAXATION IN THE AMOUNT OF THIRTY THOUSAND DOLLARS ($30,000.00) FOR PERSONS WHO ARE SIXTY-FIVE (65) YEARS OF AGE OR OLDER BEGINNING IN TAX YEAR 2021; AND HAVING A REPEALER CLAUSE; AND HAVING A SEVERABILITY CLAUSE;

WHEREAS, the Texas Constitution and the Texas Property Tax Code allow cities to grant annual exemptions from the appraised value of residential homesteads for persons of age 65 years or older; and

WHEREAS, the City Council desires to grant an exemption from ad valorem taxation allowed for residential homesteads of persons sixty-five (65) years of age or older from ad valorem taxation beginning in tax year 2021 in the amount of Thirty Thousand Dollars ($30,000.00).

NOW, THERERFORE, BE IT ORDAINED BY THE CITY COUNCIL OF THE CITY OF TAYLOR, TEXAS, that:

SECTION 1. All of the facts recited in the preamble to this Ordinance are hereby found by the City Council to be true and correct and are incorporated by reference herein and expressly made a part hereof, as if copied herein verbatim.

SECTION 2. Pursuant to Texas Constitution and the Texas Property Tax Code, Thirty Thousand Dollars ($30,000.00) of the appraised value of the residence homestead of a person sixty-five (65) years of age or older shall be exempt from ad valorem taxation beginning with tax year 2021 and continuing thereafter provided such person qualifies for and makes application for such exemption to the Williamson County Appraisal District.

SECTION 3. That all provisions of any Ordinance and any other provisions in conflict with the provisions of this Ordinance be and the same are hereby repealed and all the provisions not in conflict with the provisions of this Ordinance shall remain in full force and effect.

SECTION 4. That should any word, sentence, paragraph, subdivision, clause, phrase a section of this Ordinance be adjudged or held to be void or unconstitutional, the same shall not affect the validity of the remaining portions of said Ordinance which shall remain in full force and effect.

DRAFT

In accordance with Article VIII, Section 1 of the City Charter, Ordinance No. 2021-18 was introduced before the Taylor City Council on the 24th day of June, 2021.

PASSED, APPROVED, and ADOPTED on this _____ day of _____, 2021.

_____
Brandt Rydell, Mayor

ATTEST:

_____
Dianna Barker, City Clerk

APPROVED AS TO FORM:

_____
Ted W. Hejl, City Attorney

DRAFT

CERTIFICATE

THE STATE OF TEXAS

COUNTY OF WILLIAMSON

I, Dianna Barker, being the current City Clerk of the City of Taylor, Texas, do hereby certify that the attached is a true and correct copy of Ordinance No. 2021-18, passed and approved by the City Council of the City of Taylor, Texas, on the ____ day of _____, 2021, and such Ordinance was duly introduced, passed, approved and adopted at meetings open to the public and notices of the meetings, giving the dates, places, and subject matter thereof, were posted as prescribed by Government Code Section 551.043.

Witness my hand and seal of office on this ____ day of _____, 2021.

_____
Dianna Barker
City Clerk

DRAFT

City Council Meeting
June 24, 2021
Transmittal Letter

STRATEGIC PILLAR

☐ Streets/Infrastructure

☐ Quality of Life

☐ Economic Vitality

Agenda Item #: 5

Agenda Title: **Receive presentation regarding the redistricting process based on the 2020 census results and consider possible action as to when to start the process**.

Council Action to be taken: Receive an update

Department Submitted: City Attorney

Staff Contact: Mark Schroeder, City Attorney

1. PURPOSE/DESCRIPTION

Following the 2020 census the City must undertake the redistricting process. The City has retained the law firm of Bickerstaff Heath Delgado Acosta LLC to perform the redistricting services.

2. STAFF ANALYSIS / BACKGROUND / PRIOR COUNCIL ACTIONS

After each census is completed, a redistricting process occurs which makes changes to the Council districts due to the population changes.

An attorney from Bickerstaff will be present to discuss the process generally and answer any questions the council may have. The attorney will also seek direction from council as the timeline for the process, including whether the process should be completed for the May 2022 election or the May 2023 election.

The challenge with implementing the process prior to the May 2022 election is that the census will be received later in 2021, which will cause a tight timeline that will be difficult to meet. A goal of completing the redistricting prior to the May 2023 election will be easier to meet.

PROS and CONS

PROS	CONS
• NA	• NA

4. RECOMMENDATION

Council will need to decide whether you are comfortable with completing redistricting prior to May 2022 or May 2023. Based on what staff is hearing it may be difficult to complete prior to May 2022 and will be much easier to complete prior to May 2023.

5. FUNDING SOURCE

General Fund Legal

6. TIMELINE

To be discussed during the meeting.

7. OTHER OPTIONS (In order of preference)

8. ATTACHMENTS

N/A

City Council Meeting
June 24, 2021
Transmittal Letter

STRATEGIC PILLAR

☒ Streets/Infrastructure

☒ Quality of Life

☒ Economic Vitality

Agenda Item #: 6

Agenda Title: **Introduce the Preliminary Budget for Fiscal Year 2022**

Council Action to be taken: Receive Preliminary Budget

Department Submitted: Finance

Staff Contact: Jeffrey Wood, Director of Finance

1. PURPOSE/DESCRIPTION

This agenda item is to present to Council the FY2022 preliminary budget document and for staff to give a brief overview of the budget. A more detailed review and discussion will be conducted at an upcoming budget workshop on July 8.

2. STAFF ANALYSIS / BACKGROUND / PRIOR COUNCIL ACTIONS

For years, growth was anticipated in Taylor. The FY2022 budget recognizes that the growth is coming to town and begins to move us into the growth cycle and thus, is aptly themed "Growing Pains". In the budget presentation for FY2019-20, staff highlighted that growth would bring with it a 1) Demand for affordable housing 2) Demand on the City's infrastructure (water, sewer, streets), and 3) Demand on services (especially parks, development services and facility/infrastructure maintenance). The FY2022 addresses all three of the highlighted concerns through budgetary additions and debt issuance.

The FY2022 budget represents a significant increase from the original FY2021 budget. This size of this increase results from the fact that FY2021 was budgeted at the same level as FY2020 due to the uncertainties related to COVID-19 at the time the budget was adopted. The increase for FY2022 from the projected year-end amended FY2021 budget is more in line with what we would see year over year.

The tax rate presented to support this preliminary budget is based on property values provided by the Williamson Central Appraisal District. Over $366,000,000 in property value protests were filed this year, so the final tax rate may vary based on the outcomes of these property value appeals.

The budget presentation will discuss the changes in property values and give a broad overview of the City's two largest funds, being the General and Utility Funds.

3. PROS and CONS

PROS	CONS
• Introduction of the budget is the start to the required process of adopting a budget and approving the tax rate to support the budget • The preliminary budget increases funding for many of our departments to meet their ongoing costs of operations • Meets Council's objective of getting staff compensation to a more competitive level • Positions the City's staffing level to better accommodate the initial phase of the growth cycle • Positions the City for new debt issuance to continue making improvements to the City's infrastructure and quality of life	• This is only a preliminary budget and more work is required prior to final adoption. • The tax rate discussed is based on preliminary property values as supplied by WCAD • There was over $366M in property value protested. The outcome of those protests may affect the final tax rate and tax revenues • The preliminary budget requires a tax rate that is lower than the FY2021 tax rate, but still represents a tax increase

4. RECOMMENDATION

Staff recommends that Council accept the preliminary budget as presented as a basis for further discussion.

5. FUNDING SOURCE

Funding is identified in the preliminary budget.

6. TIMELINE

The budget timeline is described in the budget calendar

7. OTHER OPTIONS (In order of preference)

N/A

8. ATTACHMENTS

6a. FY2022 Preliminary Budget
6b. Budget Presentation

City of Taylor

PROPOSED BUDGET
FISCAL YEAR 2022

City of Taylor, Texas | 400 Porter Street | Taylor, Texas 76574

(P) 512-352-3675 | www.taylortx.gov

February

- February 11 – Present Budget Calendar to City Council

March

- **March 1 & 2** -- Budget Kick-Off Meeting with Department Directors and Administrators
- **March 4** – Meet and Discuss CIP with Department Directors
- March 25 – "State of the Department" presentations by Public Works (streets & grounds), Cemetery, Development Services, and Parks & Recreation departments to City Council

April

- **April 1** – Receive preliminary property values from WCAD
- April 8 – "State of the Department" presentations by Police and Airport departments to City Council
- April 14 – Department FY 21-22 Budget (with ATB's) and FY 20-21 Projection Deadline for data entry in MDSS. (Departments will be locked out of MDSS after April 14)
- April 22 – "State of the Department" presentations by Public Works (utilities), Library, and City Clerk/Municipal Court departments to City Council
- **Week of April 26** – Meet with City Management to review preliminary budget
- **April 1-30** – One-on-one meetings with City Council members and City Management

May

- **Week of May 3** – City Manager meets with Department Directors to discuss Budgets
- **Week of May 10** – Finance review, update, revise budget and CIP with City Management
- **Week of May 17** – Finance meets with City Management to review, update, revise budget
- May 26 – Deadline to Submit FY 20-21 Accomplishments, FY 21-22 Goals & Objectives, and Performance Measures
- May 27 -- "State of the Department" presentations by Human Resources and Finance/Utility Billing departments to City Council
- May 28 – Rough Draft Budget due to City Manager

June

- June 10 – "State of the Department" presentations by Communications and Internal Services
- June 24 – Present preliminary budget to City Council with brief explanations and "State of the Department" presentation by City Management to City Council

July

- July 8 – Budget Workshop I
- July 22 – Possible Budget/CIP Workshop II
- **July 23-28** – Certified property values from WCAD

August

- **August 7** – Deadline for WCAD to send taxpayer postcards
- **August 9** – File proposed budget with City Clerk
- **August 12** – Discuss FY 21-22 CIP
- **August 26** – Set Upper Limit Tax Rate, schedule Public Hearings, introduce Budget and Tax Rate Ordinances, present Certification of Sales Tax for Debt, and post required Notice of Tax Rates on City website
- **August 29 –** Publish Notice of Public Hearing for the FY 21-22 Budget and Tax Rate in the newspaper

September

- **September 9** – Public Hearing and Adoption of FY 21-22 Budget / Public Hearing and Adoption of FY 21-22 Tax Rate / Introduce Fee Schedule Ordinance
- **September 23** – Adopt FY 21-22 Fee Schedule

CITY OF TAYLOR 2021 APPRAISAL DATA

TOTAL ROLL VALUE HISTORY AND CURRENT BREAKDOWN

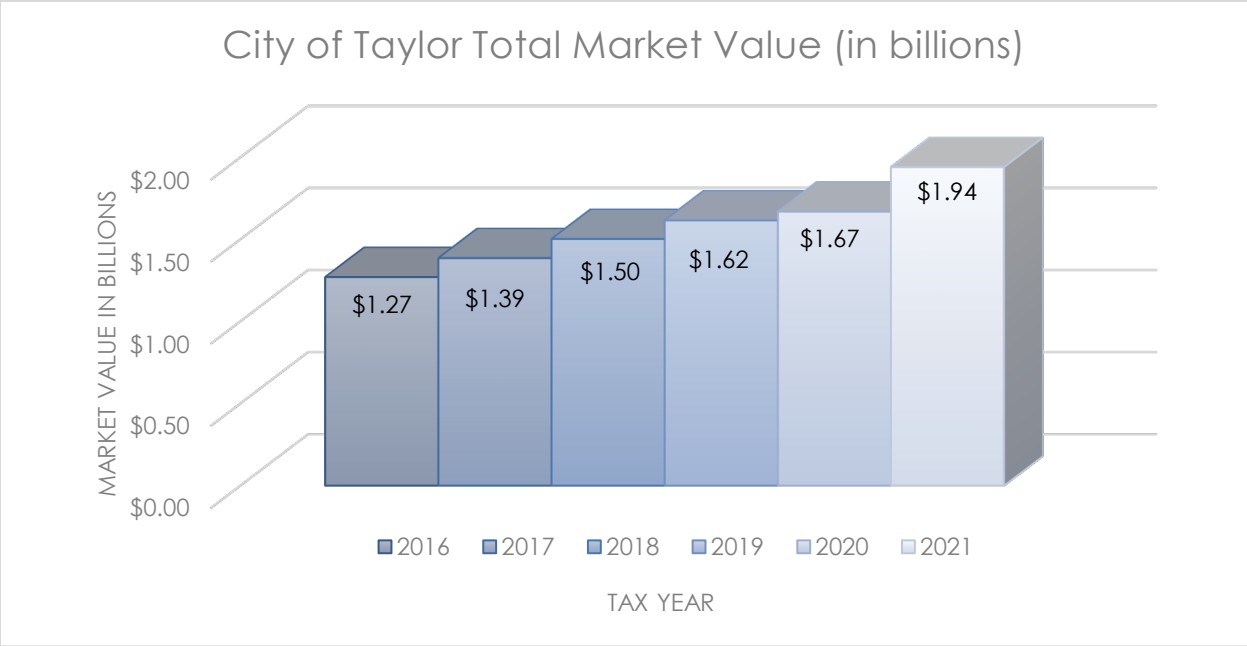

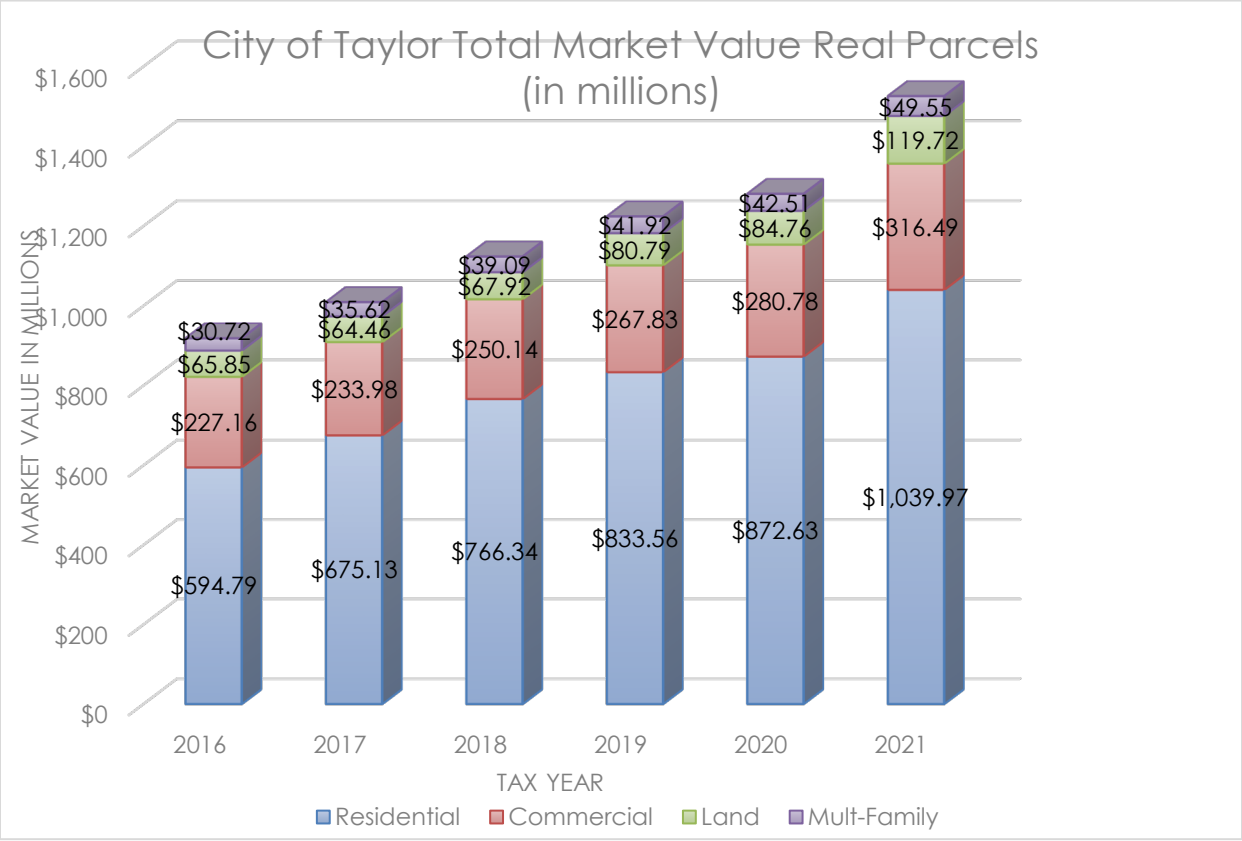

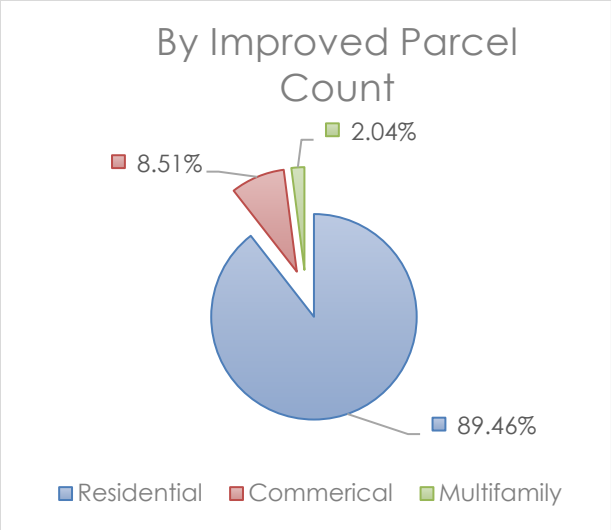

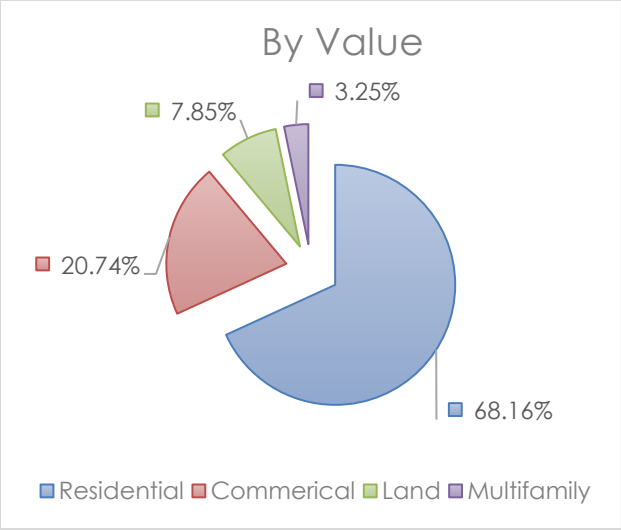

RESIDENTIAL VALUE & BREAKDOWN

CITY OF TAYLOR RESIDENTIAL VALUE HISTORY

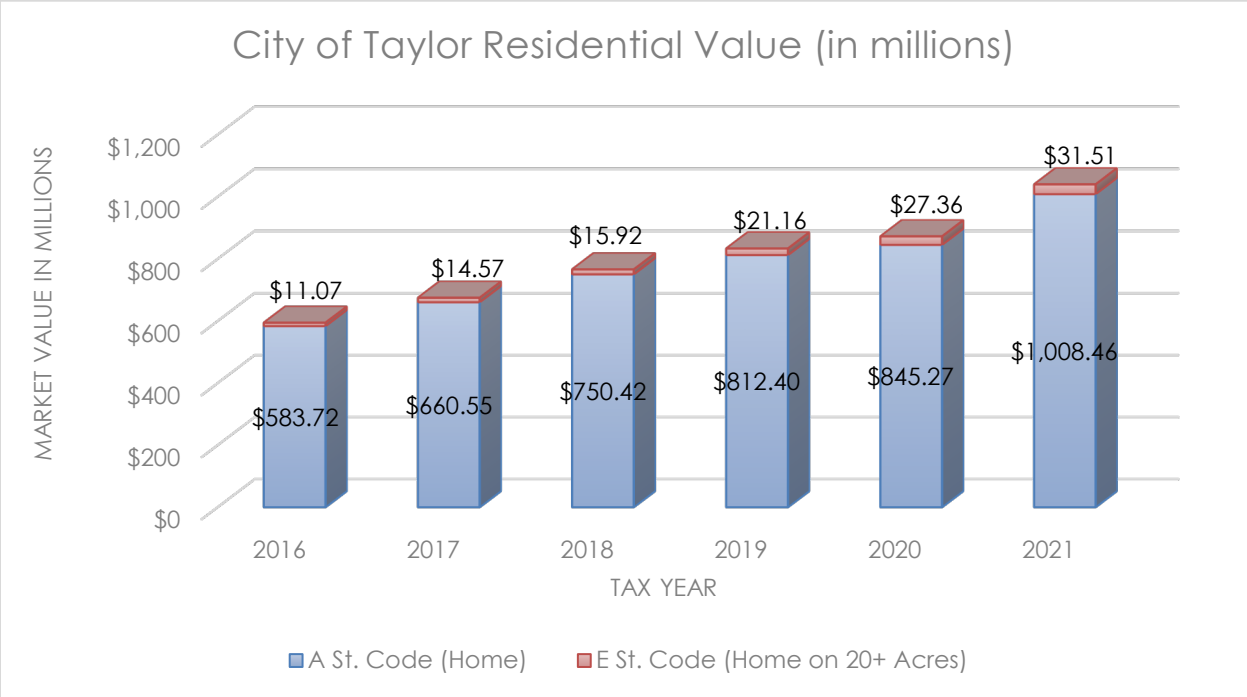

CITY OF TAYLOR RESIDENTIAL MEDIAN VALUE HISTORY

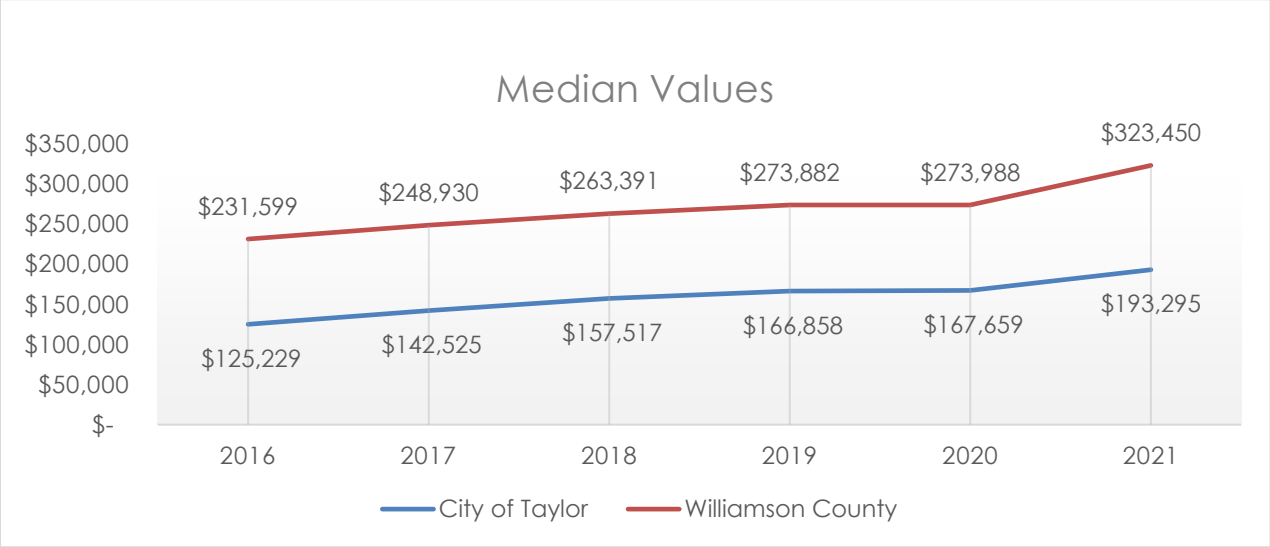

CITY OF TAYLOR RESIDENTIAL NEW IMPROVEMENTS HISTORY

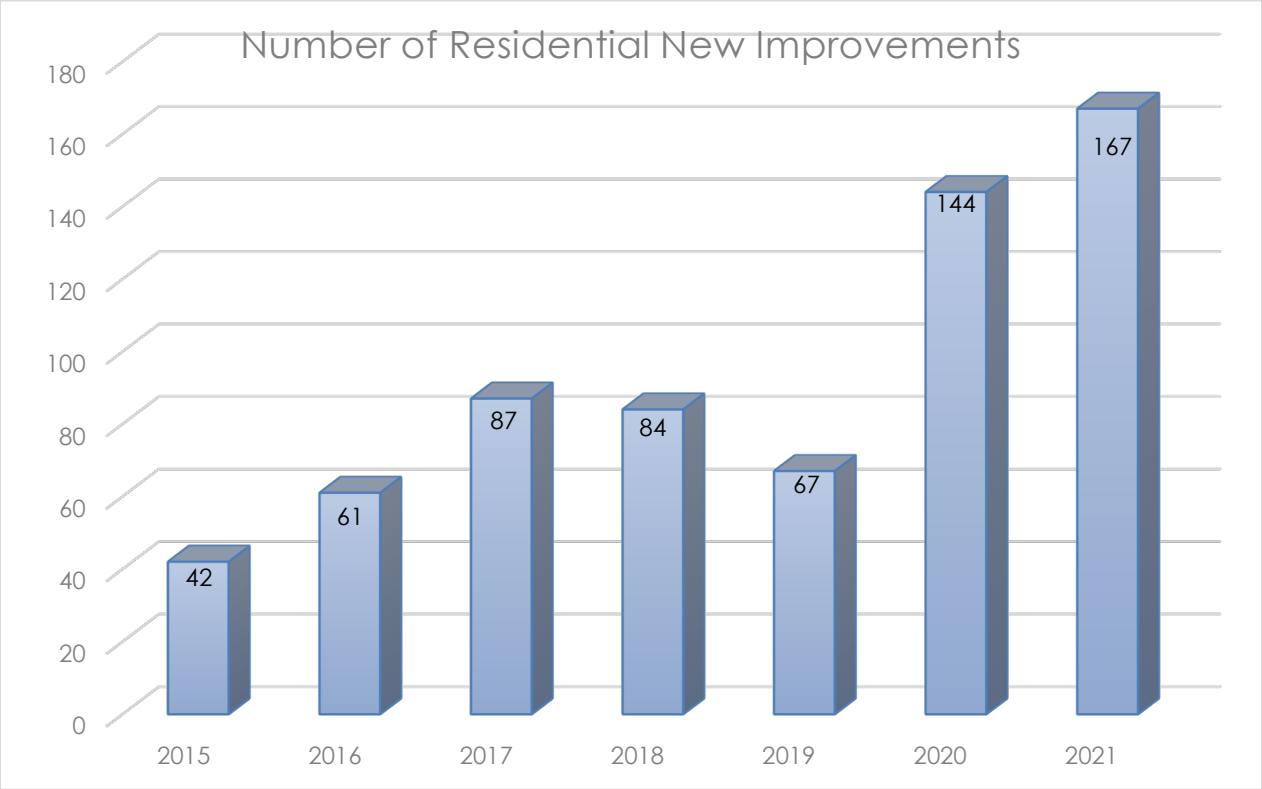

CITY OF TAYLOR RESIDENTIAL NEW IMPROVEMENTS BY VALUE

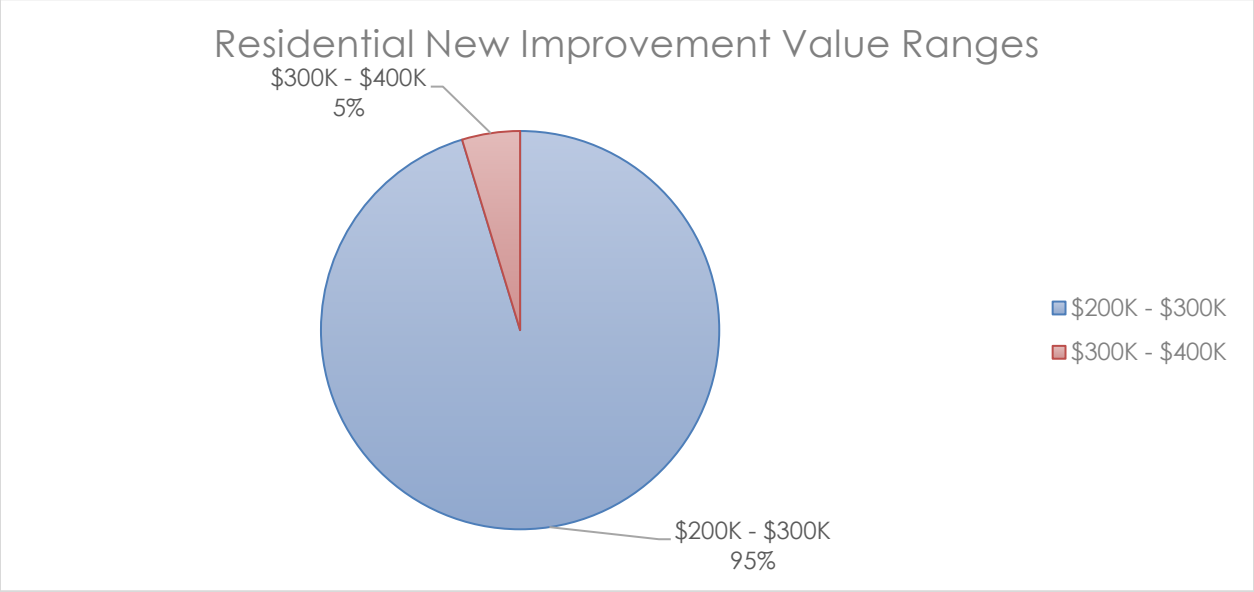

HOMESTEAD CAP STATISTICS

AVERAGE VALUE OF CAPPED ACCOUNT & CAPPED AMOUNT CITY

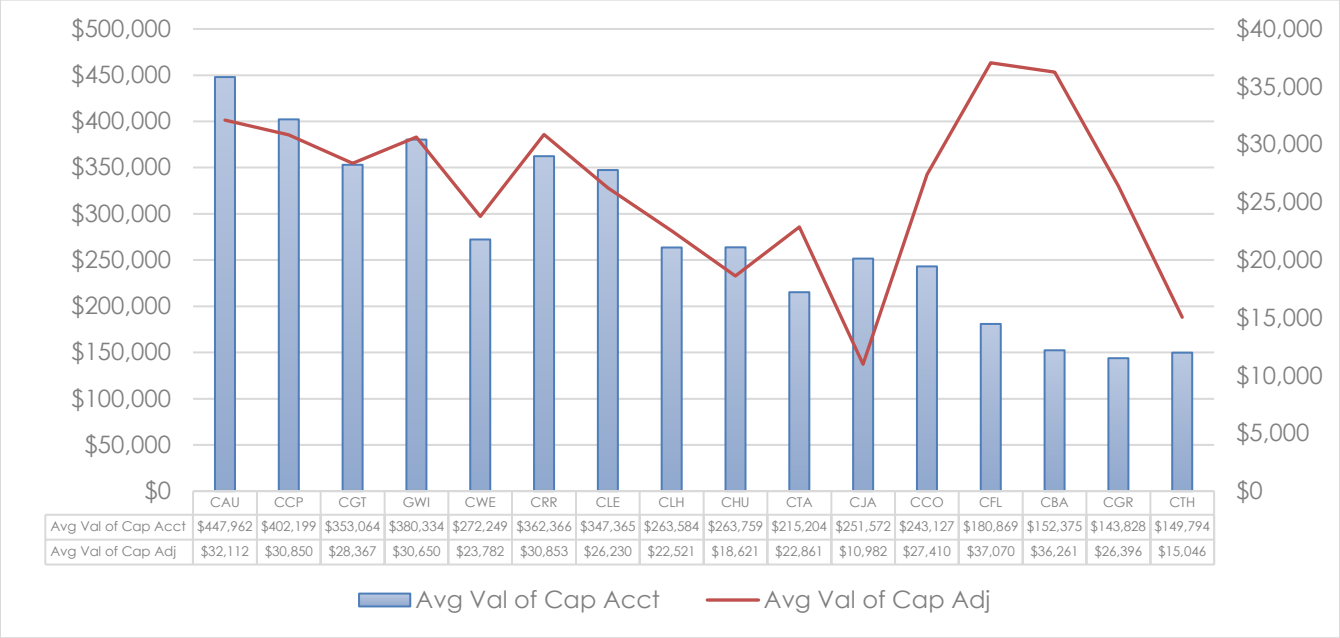

	CAU	CCP	CGT	GWI	CWE	CRR	CLE	CLH	CHU	CTA	CJA	CCO	CFL	CBA	CGR	CTH
Avg Val of Cap Acct	$447,962	$402,199	$353,064	$380,334	$272,249	$362,366	$347,365	$263,584	$263,759	$215,204	$251,572	$243,127	$180,869	$152,375	$143,828	$149,794
Avg Val of Cap Adj	$32,112	$30,850	$28,367	$30,650	$23,782	$30,853	$26,230	$22,521	$18,621	$22,861	$10,982	$27,410	$37,070	$36,261	$26,396	$15,046

CITY OF TAYLOR % CAPPED ACCOUNTS 2020 VS 2021

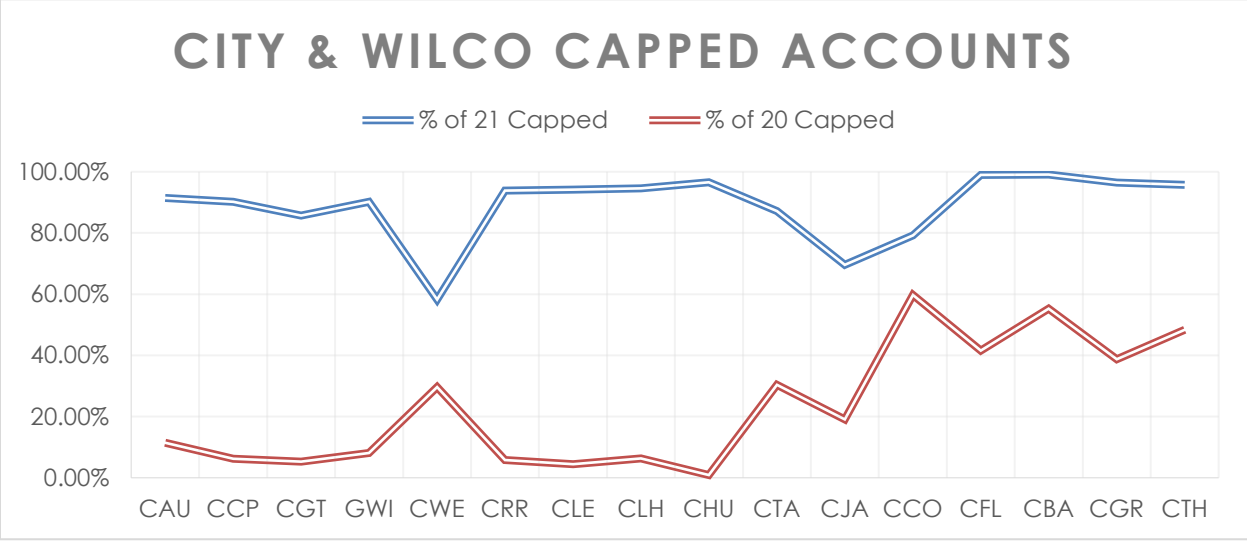

COMMERCIAL AND MULTI-FAMILY VALUE & BREAKDOWN

CITY OF TAYLOR MULTI-FAMILY VALUE

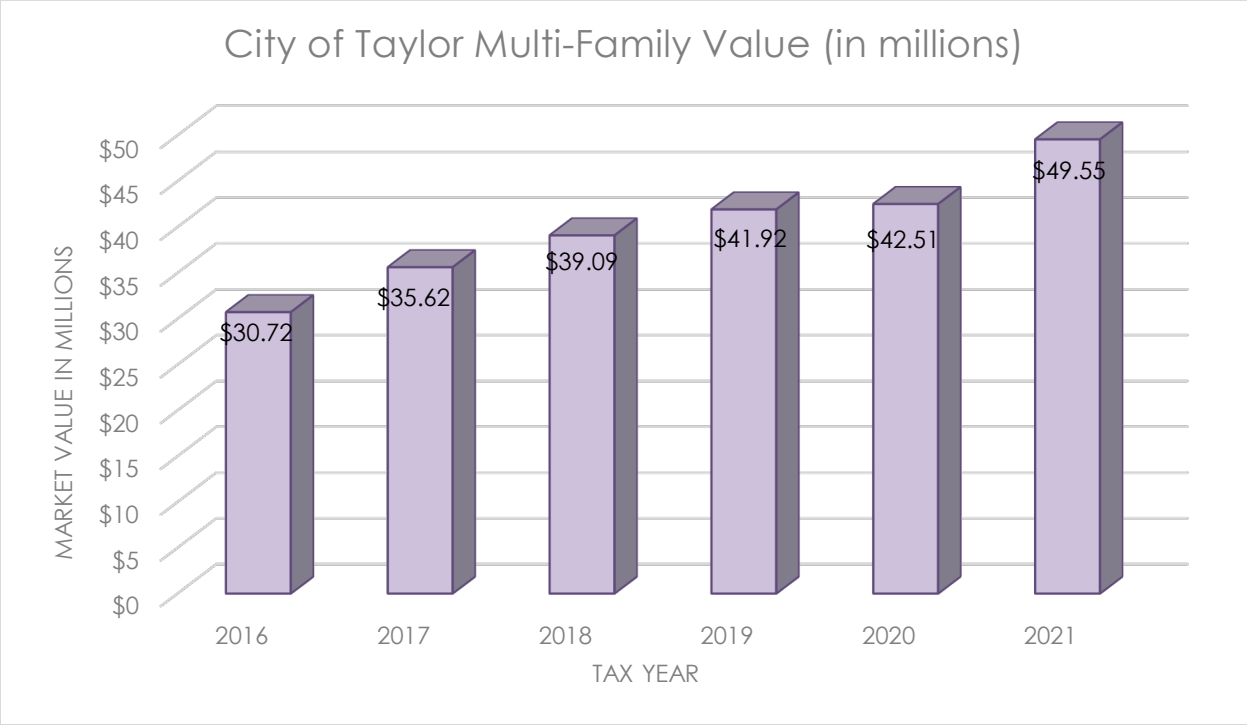

CITY OF TAYLOR COMMERCIAL VALUE

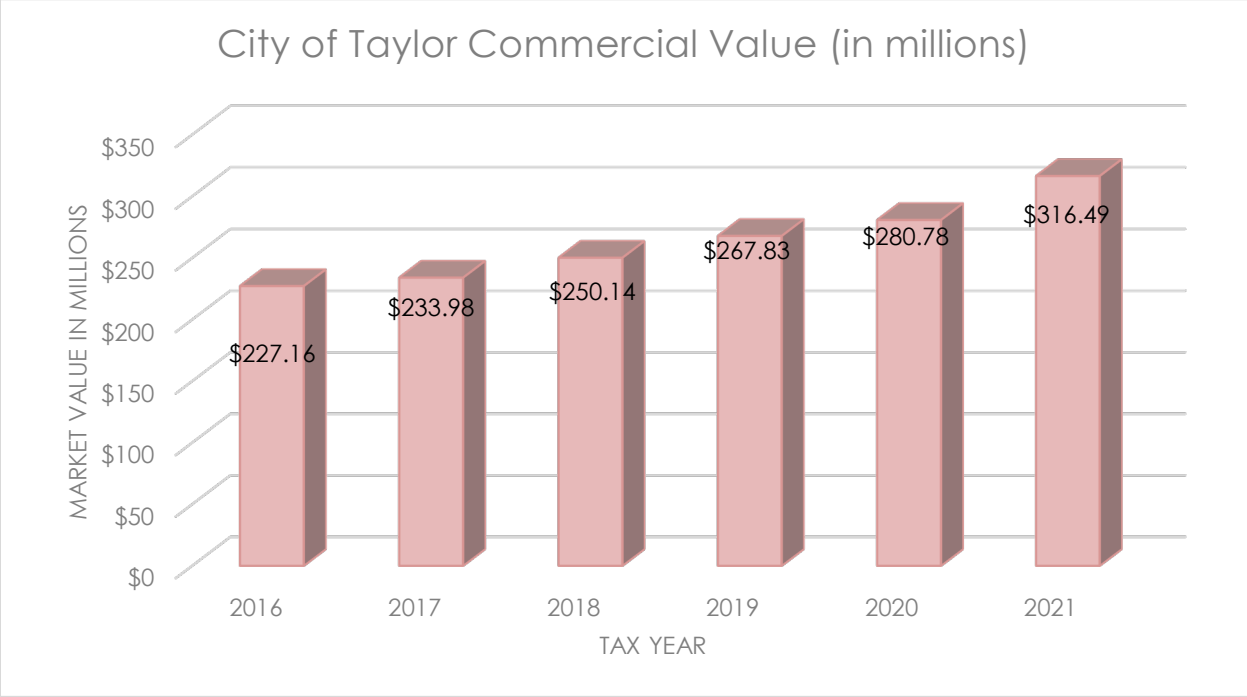

CITY OF TAYLOR COMMERCIAL BY CATEGORY

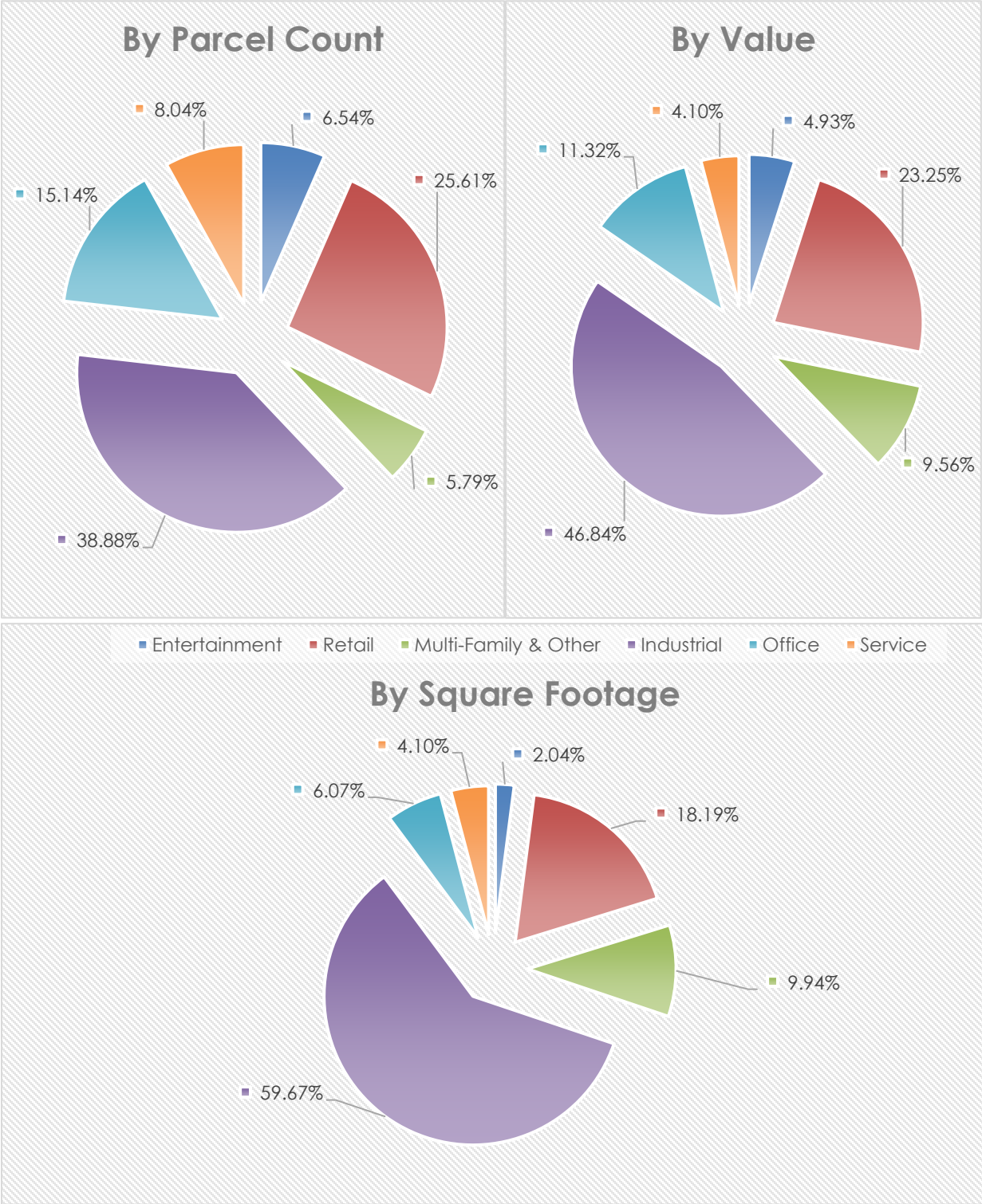

CITY OF TAYLOR COMMERCIAL & MULTI-FAMILY NEW IMPROVEMENTS HISTORY

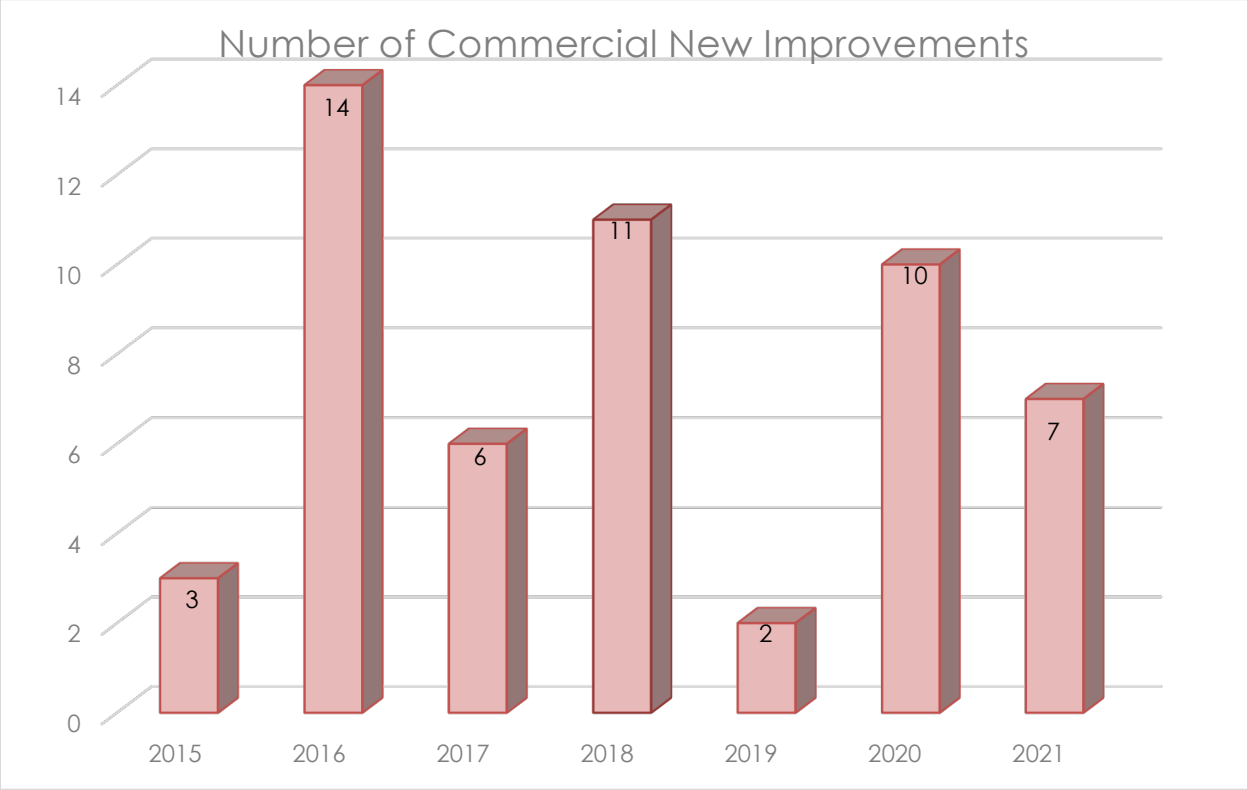

CITY OF TAYLOR COMMERCIAL & MULTI-FAMILY NEW IMPROVEMENTS BY CATEGORY

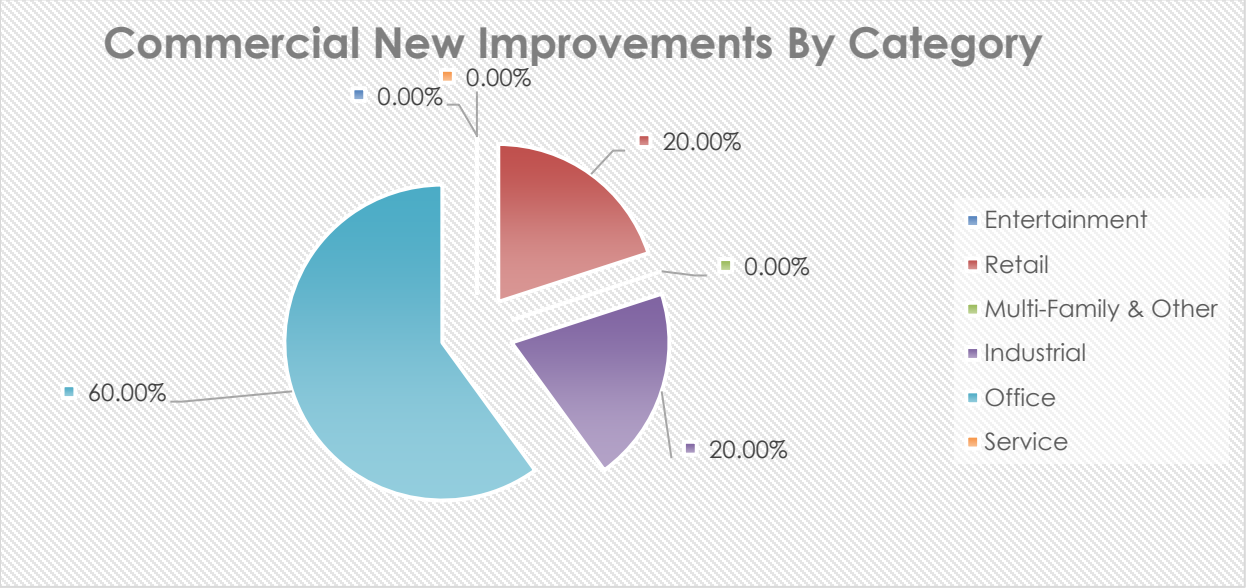

BUSINESS PERSONAL PROPERTY VALUE & BREAKDOWN

BUSINESS PERSONAL PROPERTY VALUE BY CATEGORY (OTHER CITIES)

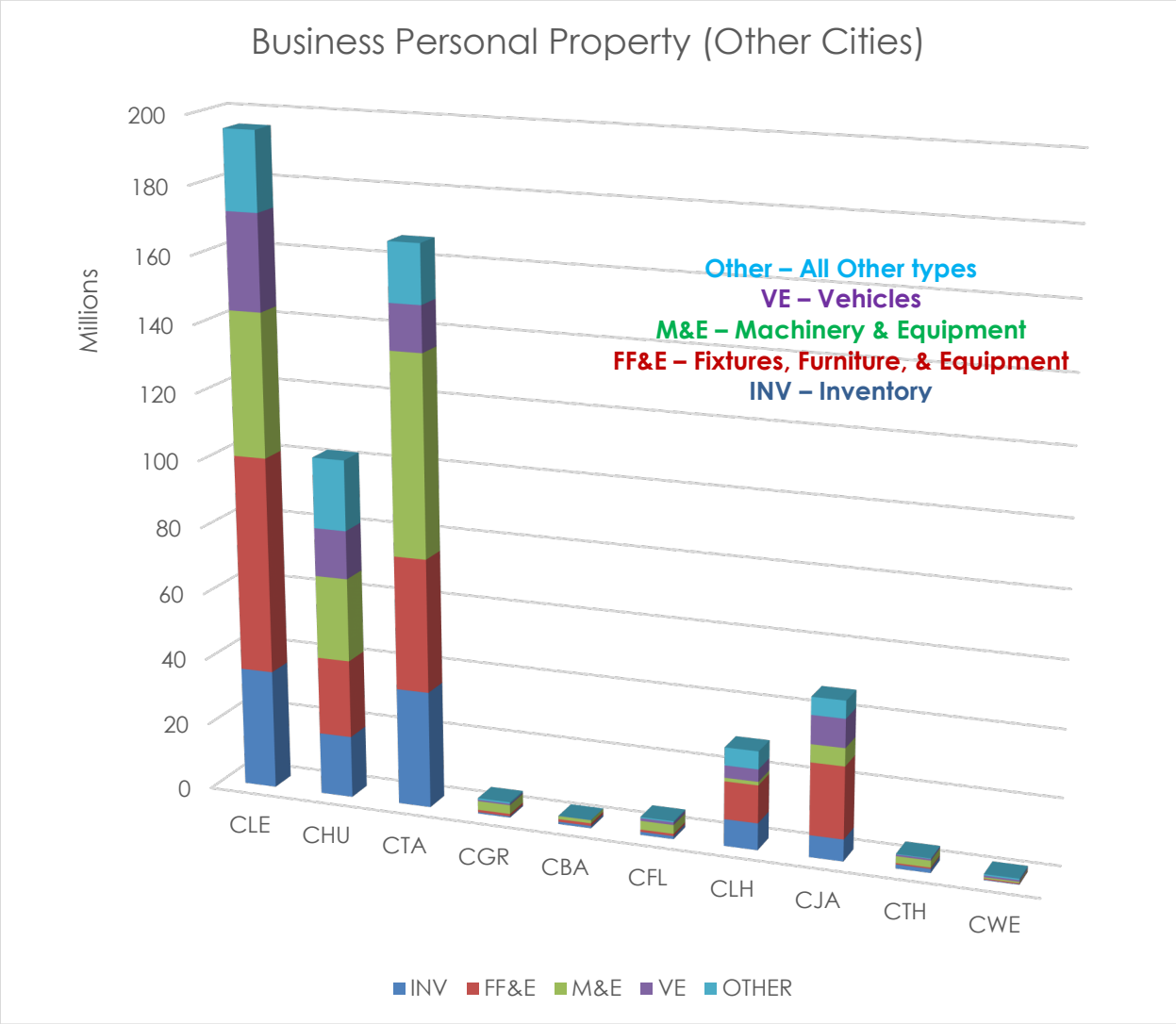

CHANGE IN TOTAL TAXABLE VALUE

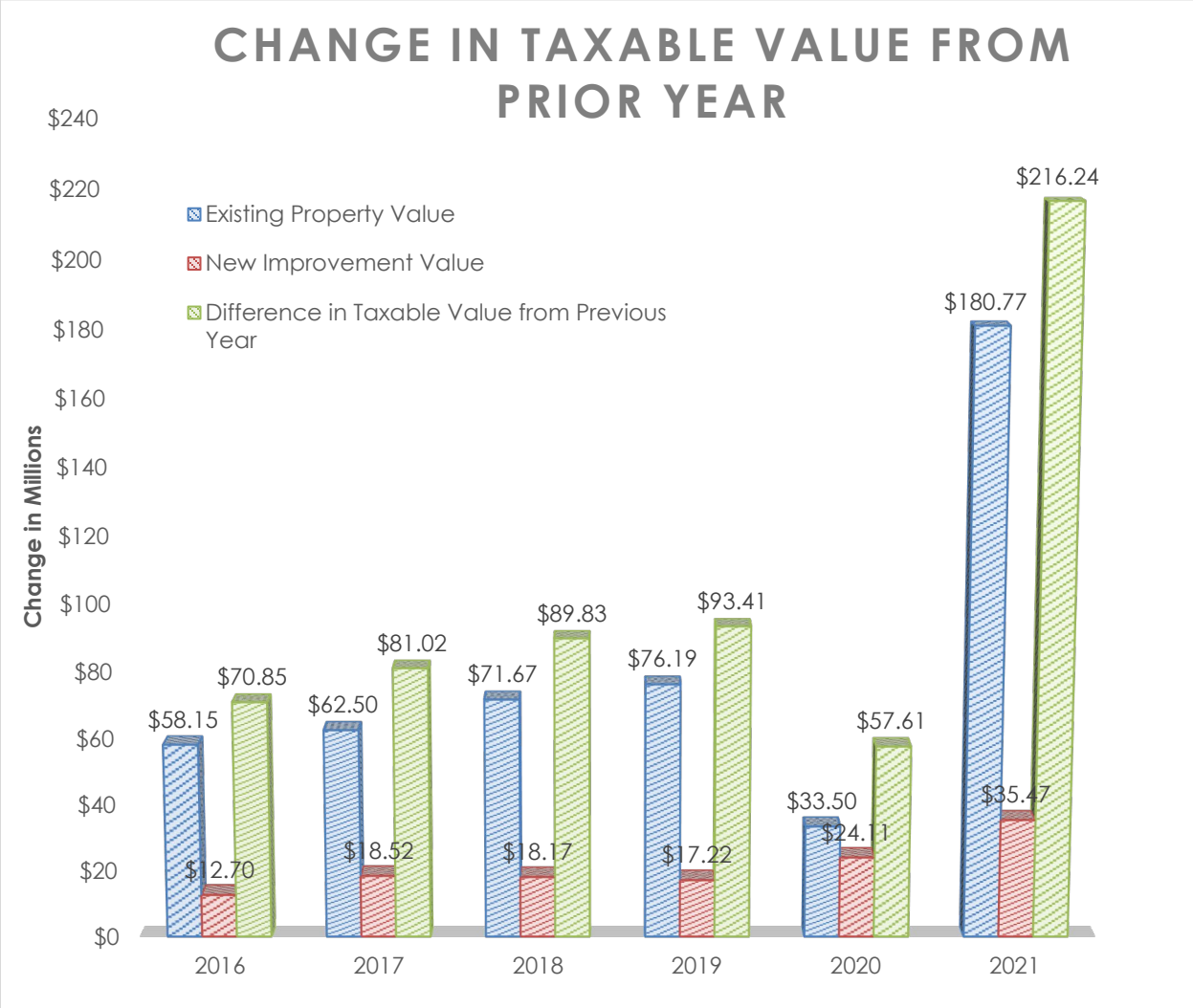

2021 CERTIFIED ESTIMATE OF APPRAISED VALUE

I, Alvin Lankford, Chief Appraiser for the Williamson Central Appraisal District, do solemnly swear that the value reflected below is the 2021 Certified Estimate of Value for property taxable by:

City of Taylor

$1,454,034,698	**2021 CERTIFIED ESTIMATE OF NET TAXABLE VALUE BEFORE FREEZE**
April 28, 2021 **Date**	**Alvin Lankford** **Chief Appraiser**

On this 28th day of April, 2021, personally appeared Alvin Lankford, who having been duly sworn by me, subscribed to the foregoing certification and upon oath states that the facts contained in said certification are true.

Colleen McElroy
NOTARY PUBLIC

NOTARY PUBLIC STATE OF TEXAS
COLLEEN MCELROY
My Notary ID # 124261556
Expires July 2, 2022

CITY OF TAYLOR
COMBINED BUDGET SUMMARY

The Combined Budget Summary contains projected balances at the beginning of the year, additions as a result of revenue collected during the fiscal year, subtractions for budgeted expenditures during the year and budgeted balances at the conclusion of the fiscal year for operating, debt service, special revenue and fiduciary funds.

FUNDS	Projected Beginning Fund Balance 10/01/2021	Proposed Budget Revenues 2021-22	Proposed Budget Expenditures 2021-22	Revenues over/ (under) Expenditures 2021-22	Projected Ending Fund Balance 9/30/2022
Governmental Funds:					
General Fund	$ 5,173,649	$ 16,914,632	$ 16,865,598	$ 49,034	$ 5,222,683
Special Revenue Funds:					
TIF Fund	$ 205,584	$ 406,500	$ 408,032	$ (1,532)	$ 204,052
Hotel-Motel Tax Fund	$ 48,863	$ 190,000	$ 204,000	$ (14,000)	$ 34,863
Main Street Revenue Fund	$ 66,175	$ 108,100	$ 108,100	$ -	$ 66,175
Municipal Court Revenue Funds	$ 82,460	$ 19,000	$ 9,712	$ 9,288	$ 91,748
Library Grant/Donation Fund	$ 331,420	$ 700	$ 2,050	$ (1,350)	$ 330,070
Municipal Utility Drainage Fund	$ 200,808	$ 522,500	$ 513,600	$ 8,900	$ 209,708
Transportation Fund (TUF)	$ 540,781	$ 828,000	$ 821,319	$ 6,681	$ 547,462
Special Revenue Funds Subtotal	$ 1,476,091	$ 2,074,800	$ 2,066,813	$ 7,987	$ 1,484,078
Roadway Impact Fund	$ 320,274	$ 60,000	$ 60,000	$ -	$ 320,274
Utility Impact Fund	$ 2,273,543	$ 425,000	$ 160,000	$ 265,000	$ 2,538,543
Governmental Funds Subtotal	**$ 9,243,557**	**$ 19,474,432**	**$ 19,152,411**	**$ 322,021**	**$ 9,565,578**
Proprietary Funds:					
Utility Fund	$ 4,784,200	$ 11,279,000	$ 11,244,408	$ 34,592	$ 4,818,792
Airport	$ 543,951	$ 459,200	$ 455,130	$ 4,070	$ 548,021
Cemetery Fund	$ 42,837	$ 257,500	$ 258,566	$ (1,066)	$ 41,771
Sanitation Fund	$ 249,280	$ 1,977,600	$ 1,946,700	$ 30,900	$ 280,180
Proprietary Funds Subtotal	**$ 5,620,268**	**$ 13,973,300**	**$ 13,904,804**	**$ 68,496**	**$ 5,688,764**
Fiduciary Funds					
Cemetery Permanent Fund	654,861	13,500	5,000	8,500	$ 663,361
Fiduciary Funds Subtotal	**$ 654,861**	**$ 13,500**	**$ 5,000**	**$ 8,500**	**$ 663,361**
Debt Service I&S Fund					
General Government I&S Funds	$ 703,272	$ 3,183,100	$ 3,145,758	$ 37,342	$ 740,614
	$ 703,272	**$ 3,183,100**	**$ 3,145,758**	**$ 37,342**	**$ 740,614**
Total Combined Summary	**$ 16,221,958**	**$ 36,644,332**	**$ 36,207,973**	**$ 436,359**	**$ 16,658,317**

**** Note- Other debt service funds and internal service funds expenditures are included in the above funds. This is noted as to not overstate the total combined summary.***

Other Debt Service I&S Funds					
Utility I&S Fund	$ -	$ 2,618,490	$ 2,618,490	$ -	$ -
Airport I&S Fund	$ -	$ 104,594	$ 104,594	$ -	$ -
MDUS I&S Fund	$ -	$ 275,450	$ 275,450	$ -	$ -
TIF I&S Fund	$ -	$ 339,500	$ 339,500	$ -	$ -
TUF I&S Fund	$ -	$ 290,519	$ 290,519	$ -	$ -
Debt Service Funds Subtotal	**$ -**	**$ 3,628,553**	**$ 3,628,553**	$ -	**$ -**
Internal Service Funds					
Fleet Operating Fund	$ -	$ 724,220	$ 719,705	$ 4,515	$ 4,515
Fleet Replacement Fund	-	$ 2,347,922	$ 2,321,794	26,128	$ 26,128
Internal Service Funds Subtotal	**$ -**	**$ 3,072,142**	**$ 3,041,499**	**$ 30,643**	**$ 30,643**
Total	**$ -**	**$ 6,700,695**	**$ 6,670,052**	**$ 30,643**	**$ 30,643**

General Fund

ORGUNIT	DEPTDIV	ACT18	ACT19	ACT20	BUD21	EST21	BASE22	PACKAGES22	PROP22	DIFFERENCE	%
100-310	GENERAL FUND | 310 REVENUES	$10,326,340	$10,943,158	$12,071,981	$11,612,000	$12,521,000	$13,224,000	$0	$13,224,000	$1,612,000	13.9%
100-320	GENERAL FUND | 320 REVENUES	$280,039	$492,516	$841,181	$494,800	$770,150	$669,800	$0	$669,800	$175,000	35.4%
100-330	GENERAL FUND | 330 REVENUES	$173,519	$173,596	$151,977	$196,600	$448,067	$296,500	$0	$296,500	$99,900	50.8%
100-340	GENERAL FUND | 340 REVENUES	$279,208	$307,088	$223,699	$272,400	$265,400	$357,400	$0	$357,400	$85,000	31.2%
100-410	GENERAL FUND | 410 REVENUES	$349,049	$301,684	$192,865	$266,500	$193,000	$231,700	$0	$231,700	($34,800)	-13.1%
100-420	GENERAL FUND | 420 REVENUES	$34,619	$19,169	$3,929	$13,000	$113,500	$14,000	$0	$14,000	$1,000	7.7%
100-430	GENERAL FUND | 430 REVENUES	$231,348	$323,554	$343,562	$231,000	$436,543	$128,000	$0	$128,000	($103,000)	-44.6%
100-440	GENERAL FUND | 440 REVENUES	$518,750	$117,862	$119,234	$12,500	$10,500	$10,500	$0	$10,500	($2,000)	-16.0%
100-450	GENERAL FUND | 450 REVENUES	$1,609,200	$1,634,200	$2,135,150	$2,008,182	$2,008,182	$1,982,732	$0	$1,982,732	($25,450)	-1.3%
100-460	GENERAL FUND | 460 REVENUES	$2,425	$595	$10	$0	$0	$0	$0	$0	$0	0.0%
100-470	GENERAL FUND | 470 REVENUES	$0	$0	$0	$0	$0	$0	$0	$0	$0	0.0%
REVENUES		**$13,804,497**	**$14,313,422**	**$16,083,588**	**$15,106,982**	**$16,766,342**	**$16,914,632**	**$0**	**$16,914,632**	**$1,807,650**	**12.0%**
100-500	GENERAL FUND | CITY COUNCIL	$141,469	$140,588	$275,625	$195,588	$214,139	$213,980	$0	$213,980	$18,392	9.4%
100-501	GENERAL FUND | CITY MANAGEMENT	$593,974	$699,835	$677,611	$668,015	$675,897	$547,780	$0	$547,780	($120,235)	-18.0%
100-503	GENERAL FUND | PUBLIC INFORMATION	$136,960	$143,035	$168,531	$196,018	$190,551	$197,540	$0	$197,540	$1,522	0.8%
100-504	GENERAL FUND | HUMAN RESOURCES	$205,651	$206,327	$241,030	$236,632	$262,245	$264,322	$13,500	$277,822	$41,190	17.4%
100-505	GENERAL FUND | CITY CLERK	$0	$0	$0	$0	$0	$133,012	$0	$133,012	$133,012	0.0%
100-512	GENERAL FUND | FINANCE	$548,696	$593,961	$605,972	$603,991	$616,132	$675,815	$85,000	$760,815	$156,824	26.0%
100-516	GENERAL FUND | MUNICIPAL COURT	$381,057	$374,145	$353,211	$404,147	$405,040	$432,079	$0	$432,079	$27,932	6.9%
100-522	GENERAL FUND | DEVELOPMENT SERVICES	$730,122	$817,543	$1,107,057	$1,037,671	$1,301,232	$1,409,968	$114,600	$1,524,568	$486,897	46.9%
100-524	GENERAL FUND | MAIN STREET	$99,714	$108,439	$85,188	$112,655	$116,260	$121,376	$0	$121,376	$8,721	7.7%
100-527	GENERAL FUND | MOODY MUSEUM	$5,712	$8,203	$7,480	$9,895	$9,675	$10,075	$0	$10,075	$180	1.8%
100-532	GENERAL FUND | PUBLIC LIBRARY	$457,484	$453,386	$497,620	$476,966	$486,700	$519,588	$0	$519,588	$42,622	8.9%
100-542	GENERAL FUND | FIRE	$2,517,979	$2,702,431	$2,574,994	$2,647,342	$3,038,485	$2,915,482	$0	$2,915,482	$268,140	10.1%
100-552	GENERAL FUND | POLICE	$3,616,392	$3,836,173	$3,921,442	$4,005,311	$4,184,356	$4,338,044	$10,000	$4,348,044	$342,733	8.6%
100-558	GENERAL FUND | ANIMAL CONTROL	$198,810	$199,338	$199,870	$224,561	$243,067	$234,028	$0	$234,028	$9,467	4.2%
100-563	GENERAL FUND | STREETS AND GROUNDS	$1,315,094	$1,524,710	$1,650,175	$1,705,624	$1,860,200	$1,863,854	$120,000	$1,983,854	$278,230	16.3%
100-565	GENERAL FUND | PARKS AND RECREATION	$845,055	$869,507	$1,076,138	$1,041,308	$1,037,369	$1,033,195	$30,000	$1,063,195	$21,887	2.1%
100-566	GENERAL FUND | BUILDING MAINTENANCE	$535,774	$528,116	$475,788	$497,746	$596,214	$518,153	$20,000	$538,153	$40,407	8.1%
100-573	GENERAL FUND | ENGINEERING	$90,774	$176,420	$164,135	$150,000	$250,000	$175,000	$0	$175,000	$25,000	16.7%
100-575	GENERAL FUND | INFORMATION TECHNOLOGY	$168,196	$176,122	$244,850	$263,243	$274,471	$251,322	$0	$251,322	($11,921)	-4.5%
100-592	GENERAL FUND | NON-DEPARTMENTAL	$358,409	$379,735	$555,396	$629,400	$730,654	$617,885	$0	$617,885	($11,515)	-1.8%
EXPENSES		**$12,947,322**	**$13,938,014**	**$14,882,113**	**$15,106,113**	**$16,492,687**	**$16,472,498**	**$393,100**	**$16,865,598**	**$1,759,485**	**11.6%**
100 GENERAL FUND		**$857,175**	**$375,408**	**$1,201,475**	**$869**	**$273,655**	**$442,134**	**($393,100)**	**$49,034**		

CITY OF TAYLOR
ORGUNIT DETAILS

ORGUNIT: 100-310
FUND: 100 GENERAL FUND
DEPARTMENT: 100 GENERAL FUND
DEPTDIV: GENERAL FUND | 310 REVENUES

	FY 2018	FY 2019	FY 2020	FY 2021				FY 2022				FY 2023
ACCOUNTS / CATEGORIES	ACTUAL	ACTUAL	ACTUAL	BUDGET	AMENDED	ACTUAL	ESTIMATED	BASE	PACKAGES	PROPOSED	% CHG	PLANNING
111 CURRENT PROPERTY TAXES	$6,071,622	$6,609,239	$7,385,308	$7,497,000	$0	$0	$7,600,000	$8,100,000	$0	$8,100,000	8.04%	$0
112 DELINQUENT PROPERTY TAXES	$47,430	$72,183	$59,251	$55,000	$0	$0	$55,000	$55,000	$0	$55,000	0.00%	$0
113 PROPERTY TAX-PENALTYANDINTEREST	$41,410	$40,260	$57,628	$40,000	$0	$0	$40,000	$40,000	$0	$40,000	0.00%	$0
121 CITY SALES TAX	$3,244,108	$3,405,361	$3,747,522	$3,140,000	$0	$0	$4,000,000	$4,200,000	$0	$4,200,000	33.76%	$0
131 TELEPHONE	$54,560	$40,349	$29,717	$54,000	$0	$0	$25,000	$25,000	$0	$25,000	-53.70%	$0
132 ATMOS GAS FRANCHISE	$128,923	$107,336	$102,435	$110,000	$0	$0	$102,000	$105,000	$0	$105,000	-4.55%	$0
133 MIXED BEVERAGE DRINKS	$20,631	$16,303	$16,938	$15,000	$0	$0	$18,000	$18,000	$0	$18,000	20.00%	$0
134 ELECTRIC	$522,289	$502,686	$493,223	$520,000	$0	$0	$500,000	$500,000	$0	$500,000	-3.85%	$0
135 CABLE	$164,368	$117,738	$147,763	$150,000	$0	$0	$150,000	$150,000	$0	$150,000	0.00%	$0
136 SOLID WASTE COLLECTION	$0	$0	$0	$0	$0	$0	$0	$0	$0	$0	0.00%	$0
137 PEG FEES	$30,865	$31,688	$32,196	$31,000	$0	$0	$31,000	$31,000	$0	$31,000	0.00%	$0
141 OCCUPANCY TAX/SKILL GAMES	$135	$15	$0	$0	$0	$0	$0	$0	$0	$0	0.00%	$0
142 OCCUP. TAX/MOBILE HOMES	$0	$0	$0	$0	$0	$0	$0	$0	$0	$0	0.00%	$0
TOTAL TAXES	**$10,326,340**	**$10,943,158**	**$12,071,981**	**$11,612,000**	**$0**	**$0**	**$12,521,000**	**$13,224,000**	**$0**	**$13,224,000**	**13.88%**	**$0**
TOTAL GENERAL FUND | 310 REVENUES	**$10,326,340**	**$10,943,158**	**$12,071,981**	**$11,612,000**	**$0**	**$0**	**$12,521,000**	**$13,224,000**	**$0**	**$13,224,000**	**13.88%**	**$0**

CITY OF TAYLOR
ORGUNIT DETAILS

ORGUNIT: 100-320
FUND: 100 GENERAL FUND
DEPARTMENT: 100 GENERAL FUND
DEPTDIV: GENERAL FUND | 320 REVENUES

	FY 2018	FY 2019	FY 2020	FY 2021				FY 2022				FY 2023
ACCOUNTS / CATEGORIES	ACTUAL	ACTUAL	ACTUAL	BUDGET	AMENDED	ACTUAL	ESTIMATED	BASE	PACKAGES	PROPOSED	% CHG	PLANNING
151 PLAT/ZONING PERMITS	$22,262	$11,552	$17,515	$20,000	$0	$0	$15,000	$15,000	$0	$15,000	-25.00%	$0
152 BUILDING PERMIT	$184,571	$371,511	$488,867	$300,000	$0	$0	$500,000	$425,000	$0	$425,000	41.67%	$0
153 ELECTRICAL PERMITS	$17,947	$38,832	$7,061	$18,000	$0	$0	$5,000	$5,000	$0	$5,000	-72.22%	$0
154 PLUMBING PERMIT FEES	$11,865	$16,691	$10,225	$12,000	$0	$0	$10,000	$10,000	$0	$10,000	-16.67%	$0
155 GAS PERMIT FEES	$40	$580	$600	$500	$0	$0	$500	$500	$0	$500	0.00%	$0
156 MECHANICAL PERMIT FEES	$12,298	$22,960	$2,449	$13,000	$0	$0	$1,000	$1,000	$0	$1,000	-92.31%	$0
157 SUBDIVISION DEVLPMNT FEES	$0	$0	$269,684	$100,000	$0	$0	$200,000	$175,000	$0	$175,000	75.00%	$0
158 MANUFACTURED HOMES PERMIT FEES	$0	$0	$0	$0	$0	$0	$0	$0	$0	$0	0.00%	$0
159 PERMITS BY GRANT	$0	$0	$350	$0	$0	$0	$350	$0	$0	$0	0.00%	$0
161 TECHNOLOGY FEE	$6,942	$8,540	$14,874	$9,000	$0	$0	$15,000	$15,000	$0	$15,000	66.67%	$0
162 BEER/WINE SALES LICENSES	$6,410	$5,030	$7,430	$6,000	$0	$0	$5,000	$5,000	$0	$5,000	-16.67%	$0
163 DOG TAG/LICENSE	$220	$425	$315	$300	$0	$0	$300	$300	$0	$300	0.00%	$0
164 MISC LICENSES/PERMITS	$17,485	$16,394	$21,813	$16,000	$0	$0	$18,000	$18,000	$0	$18,000	12.50%	$0
TOTAL PERMITS AND LICENSES	**$280,039**	**$492,516**	**$841,181**	**$494,800**	**$0**	**$0**	**$770,150**	**$669,800**	**$0**	**$669,800**	**35.37%**	**$0**
TOTAL GENERAL FUND | 320 REVENUES	**$280,039**	**$492,516**	**$841,181**	**$494,800**	**$0**	**$0**	**$770,150**	**$669,800**	**$0**	**$669,800**	**35.37%**	**$0**

CITY OF TAYLOR
ORGUNIT DETAILS

ORGUNIT: 100-330
FUND: 100 GENERAL FUND
DEPARTMENT: 100 GENERAL FUND
DEPTDIV: GENERAL FUND | 330 REVENUES

	FY 2018	FY 2019	FY 2020	FY 2021				FY 2022				FY 2023
ACCOUNTS / CATEGORIES	ACTUAL	ACTUAL	ACTUAL	BUDGET	AMENDED	ACTUAL	ESTIMATED	BASE	PACKAGES	PROPOSED	% CHG	PLANNING
216 FEMA REIMBURSEMENT	$0	$0	$0	$0	$0	$0	$0	$0	$0	$0	0.00%	$0
218 USDA-RCANDD REIMBURSEMENT	$0	$0	$0	$0	$0	$0	$0	$0	$0	$0	0.00%	$0
219 OTHER FEDERAL GRANTS	$0	$1,096	$1,941	$0	$0	$0	$0	$0	$0	$0	0.00%	$0
221 OFFICER STANDARDS AND EDUCATION	$2,192	$2,626	$2,632	$2,200	$0	$0	$2,632	$2,500	$0	$2,500	13.64%	$0
229 OTHER STATE GRANTS	$99,128	$66,824	$59,546	$50,000	$0	$0	$52,300	$0	$0	$0	-100.00%	$0
230 CONTRIBUTIONS FROM DEV/ACQUIST	$0	$0	$0	$0	$0	$0	$0	$0	$0	$0	0.00%	$0
232 CAPITAL AREA PLANNING CO(CAPCO	$1,500	$0	$0	$0	$0	$0	$1,500	$0	$0	$0	0.00%	$0
234 TEDC CONTRIBUTIONS	$0	$0	$0	$0	$0	$0	$0	$0	$0	$0	0.00%	$0
235 TISD-POLICE OFFICER REIMBURSE	$50,664	$56,667	$62,240	$55,000	$0	$0	$55,000	$55,000	$0	$55,000	0.00%	$0
237 COUNTY AND OTHER LOCAL GRANTS	$0	$22,000	$1,000	$0	$0	$0	$15,000	$0	$0	$0	0.00%	$0
238 LOCAL REIMBURSEMENTS/REFUNDS	$1,650	$770	$1,133	$1,500	$0	$0	$76,200	$1,500	$0	$1,500	0.00%	$0
239 OTHER LOCAL CONTRIBUTIONS	$18,356	$19,037	$19,934	$19,000	$0	$0	$19,500	$19,500	$0	$19,500	2.63%	$0
241 PILOT-PAYMENT IN LIEU OF TAXES	$29	$4,576	$3,551	$68,900	$0	$0	$225,935	$218,000	$0	$218,000	216.40%	$0
TOTAL INTERGOVERNMENTAL REVENUES	**$173,519**	**$173,596**	**$151,977**	**$196,600**	**$0**	**$0**	**$448,067**	**$296,500**	**$0**	**$296,500**	**50.81%**	**$0**
TOTAL GENERAL FUND | 330 REVENUES	**$173,519**	**$173,596**	**$151,977**	**$196,600**	**$0**	**$0**	**$448,067**	**$296,500**	**$0**	**$296,500**	**50.81%**	**$0**

CITY OF TAYLOR
ORGUNIT DETAILS

ORGUNIT: 100-340
FUND: 100 GENERAL FUND
DEPARTMENT: 100 GENERAL FUND
DEPTDIV: GENERAL FUND | 340 REVENUES

	FY 2018	FY 2019	FY 2020	FY 2021				FY 2022				FY 2023
ACCOUNTS / CATEGORIES	ACTUAL	ACTUAL	ACTUAL	BUDGET	AMENDED	ACTUAL	ESTIMATED	BASE	PACKAGES	PROPOSED	% CHG	PLANNING
258 ANIMAL SHELTER FEES	$13,235	$16,679	$11,964	$12,000	$0	$0	$12,000	$12,000	$0	$12,000	0.00%	$0
261 POOL ADMISSION	$24,271	$23,540	$0	$23,000	$0	$0	$23,000	$23,000	$0	$23,000	0.00%	$0
263 TRPSC BANNER DISPLAY	$0	$25	$0	$0	$0	$0	$0	$0	$0	$0	0.00%	$0
264 PAVILLION/AUDITORIUM RENTAL	$6,541	$6,958	$498	$6,500	$0	$0	$6,500	$6,500	$0	$6,500	0.00%	$0
265 LIBRARY SERVICES	$9,123	$8,786	$4,081	$9,000	$0	$0	$4,500	$9,000	$0	$9,000	0.00%	$0
266 PLAN REVIEW FEES	$38,795	$79,147	$79,535	$50,000	$0	$0	$70,000	$120,000	$0	$120,000	140.00%	$0
267 ENGINEERING/INSPECTION FEES	$23,600	$25,800	$40,253	$25,000	$0	$0	$40,000	$40,000	$0	$40,000	60.00%	$0
268 LIBRARY MEETING RM. RENTAL	$500	$950	$600	$800	$0	$0	$800	$800	$0	$800	0.00%	$0
269 PARK FEES	$92,142	$81,871	$36,735	$75,000	$0	$0	$50,000	$75,000	$0	$75,000	0.00%	$0
270 LEAGUE FEES	$15,013	$9,171	$4,079	$12,000	$0	$0	$9,000	$12,000	$0	$12,000	0.00%	$0
289 CREDIT CARD PROCESSING FEE	$9,444	$8,843	$7,344	$9,000	$0	$0	$7,000	$9,000	$0	$9,000	0.00%	$0
291 FIRE INSPECTION FEES	$8,528	$8,619	$3,893	$8,500	$0	$0	$4,000	$8,500	$0	$8,500	0.00%	$0
292 FIRE RESPONDER EMS FEES	$16,060	$10,561	$17,877	$16,000	$0	$0	$13,000	$16,000	$0	$16,000	0.00%	$0
293 LIEN FEES	$662	$690	$160	$600	$0	$0	$600	$600	$0	$600	0.00%	$0
295 POLICE SERVICES	$21,294	$25,448	$16,683	$25,000	$0	$0	$25,000	$25,000	$0	$25,000	0.00%	$0
TOTAL CHARGES FOR SERVICE	**$279,208**	**$307,088**	**$223,699**	**$272,400**	**$0**	**$0**	**$265,400**	**$357,400**	**$0**	**$357,400**	**31.20%**	**$0**
TOTAL GENERAL FUND | 340 REVENUES	**$279,208**	**$307,088**	**$223,699**	**$272,400**	**$0**	**$0**	**$265,400**	**$357,400**	**$0**	**$357,400**	**31.20%**	**$0**

CITY OF TAYLOR
ORGUNIT DETAILS

ORGUNIT: 100-410
FUND: 100 GENERAL FUND
DEPARTMENT: 100 GENERAL FUND
DEPTDIV: GENERAL FUND | 410 REVENUES

	FY 2018	FY 2019	FY 2020	FY 2021				FY 2022				FY 2023
ACCOUNTS / CATEGORIES	ACTUAL	ACTUAL	ACTUAL	BUDGET	AMENDED	ACTUAL	ESTIMATED	BASE	PACKAGES	PROPOSED	% CHG	PLANNING
305 TRUANCY FEE	$0	$0	$0	$0	$0	$0	$0	$0	$0	$0	0.00%	$0
306 COURT ADMINISTRATION FEE	$39,761	$46,227	$22,680	$30,000	$0	$0	$22,000	$23,000	$0	$23,000	-23.33%	$0
307 DEF. DRIVING APP. FEE	$8,966	$6,824	$2,108	$6,000	$0	$0	$3,000	$4,000	$0	$4,000	-33.33%	$0
308 DISMISSAL FEE	$1,740	$1,190	$300	$1,200	$0	$0	$1,000	$1,200	$0	$1,200	0.00%	$0
309 JUDICIAL FEE-CITY	$0	$0	$0	$0	$0	$0	$0	$0	$0	$0	0.00%	$0
310 OMNIBASE LOCAL FEE	$2,028	$1,939	$1,366	$2,000	$0	$0	$1,000	$1,500	$0	$1,500	-25.00%	$0
311 MUNICIPAL COURT FINES	$227,529	$187,757	$130,278	$175,000	$0	$0	$130,000	$150,000	$0	$150,000	-14.29%	$0
312 CHILD SAFETY FEES	$1,744	$2,206	$855	$1,800	$0	$0	$1,000	$1,500	$0	$1,500	-16.67%	$0
313 TRAFFIC COURT FEES	$6,649	$5,000	$2,251	$5,000	$0	$0	$3,000	$5,000	$0	$5,000	0.00%	$0
314 WARRANT FEES	$24,078	$22,494	$18,371	$20,000	$0	$0	$17,000	$20,000	$0	$20,000	0.00%	$0
315 NOTICE/ARREST FEES	$14,318	$10,929	$5,295	$10,000	$0	$0	$6,000	$10,000	$0	$10,000	0.00%	$0
317 COURT TIME PAYMENT FEE	$9,353	$9,029	$5,194	$8,500	$0	$0	$5,000	$8,500	$0	$8,500	0.00%	$0
318 LIBRARY FINES	$6,320	$6,931	$3,640	$6,000	$0	$0	$3,000	$6,000	$0	$6,000	0.00%	$0
319 SEIZURE/FORFEITURES	$6,563	$1,160	$529	$1,000	$0	$0	$1,000	$1,000	$0	$1,000	0.00%	$0
320 OTHER COURT FEES	$0	$0	$0	$0	$0	$0	$0	$0	$0	$0	0.00%	$0
TOTAL FINES AND FORFEITURES	**$349,049**	**$301,684**	**$192,865**	**$266,500**	**$0**	**$0**	**$193,000**	**$231,700**	**$0**	**$231,700**	**-13.06%**	**$0**
TOTAL GENERAL FUND | 410 REVENUES	**$349,049**	**$301,684**	**$192,865**	**$266,500**	**$0**	**$0**	**$193,000**	**$231,700**	**$0**	**$231,700**	**-13.06%**	**$0**

CITY OF TAYLOR
ORGUNIT DETAILS

ORGUNIT: 100-420
FUND: 100 GENERAL FUND
DEPARTMENT: 100 GENERAL FUND
DEPTDIV: GENERAL FUND | 420 REVENUES

	FY 2018	FY 2019	FY 2020	FY 2021				FY 2022				FY 2023
ACCOUNTS / CATEGORIES	ACTUAL	ACTUAL	ACTUAL	BUDGET	AMENDED	ACTUAL	ESTIMATED	BASE	PACKAGES	PROPOSED	% CHG	PLANNING
323 FEE IN LIEU OF SIDEWALKS	$0	$0	$0	$0	$0	$0	$0	$0	$0	$0	0.00%	$0
324 WEATHERIZATION	$1,204	$2,430	$2,048	$1,500	$0	$0	$1,500	$1,500	$0	$1,500	0.00%	$0
325 PAVING LIEN DEPOSITS	$0	$262	$246	$0	$0	$0	$0	$0	$0	$0	0.00%	$0
326 OTHER SPECIAL ASSESSMENTS	$400	$76	$0	$0	$0	$0	$0	$0	$0	$0	0.00%	$0
327 LOT CLEAN UP ASSESSMENTS	$16,737	$8,985	$1,635	$9,000	$0	$0	$12,000	$10,000	$0	$10,000	11.11%	$0
328 FUTURE PARKS	$15,188	$0	$0	$0	$0	$0	$0	$0	$0	$0	0.00%	$0
329 PAYMENT OF CLAIMS	$1,090	$7,417	$0	$2,500	$0	$0	$100,000	$2,500	$0	$2,500	0.00%	$0
TOTAL ASSESSMENTS	**$34,619**	**$19,169**	**$3,929**	**$13,000**	**$0**	**$0**	**$113,500**	**$14,000**	**$0**	**$14,000**	**7.69%**	**$0**
TOTAL GENERAL FUND | 420 REVENUES	**$34,619**	**$19,169**	**$3,929**	**$13,000**	**$0**	**$0**	**$113,500**	**$14,000**	**$0**	**$14,000**	**7.69%**	**$0**

CITY OF TAYLOR
ORGUNIT DETAILS

ORGUNIT: 100-430
FUND: 100 GENERAL FUND
DEPARTMENT: 100 GENERAL FUND
DEPTDIV: GENERAL FUND | 430 REVENUES

	FY 2018	FY 2019	FY 2020	FY 2021				FY 2022				FY 2023
ACCOUNTS / CATEGORIES	ACTUAL	ACTUAL	ACTUAL	BUDGET	AMENDED	ACTUAL	ESTIMATED	BASE	PACKAGES	PROPOSED	% CHG	PLANNING
331 INTEREST INCOME	$135,162	$237,140	$141,576	$150,000	$0	$0	$20,000	$50,000	$0	$50,000	-66.67%	$0
333 RENTAL INCOME(LEASES)	$26,932	$29,843	$26,792	$28,000	$0	$0	$28,000	$28,000	$0	$28,000	0.00%	$0
334 COLLECTIONS/GENERAL REVENUE	$35,568	$39,037	$23,865	$33,000	$0	$0	$30,000	$30,000	$0	$30,000	-9.09%	$0
335 REIMBURSEMENTS/REPAYMENTS	$40,837	$17,535	$151,329	$20,000	$0	$0	$350,000	$20,000	$0	$20,000	0.00%	$0
336 USE OF RESTRICTED FUND BALANCE	$0	$0	$0	$0	$0	$0	$8,543	$0	$0	$0	0.00%	$0
337 UNREALIZED GAIN/LOSS INVESTMNT	($7,152)	$0	$0	$0	$0	$0	$0	$0	$0	$0	0.00%	$0
TOTAL USE OF MONEY AND PROPERTY	**$231,348**	**$323,554**	**$343,562**	**$231,000**	**$0**	**$0**	**$436,543**	**$128,000**	**$0**	**$128,000**	**-44.59%**	**$0**
TOTAL GENERAL FUND | 430 REVENUES	**$231,348**	**$323,554**	**$343,562**	**$231,000**	**$0**	**$0**	**$436,543**	**$128,000**	**$0**	**$128,000**	**-44.59%**	**$0**

CITY OF TAYLOR
ORGUNIT DETAILS

ORGUNIT: 100-440
FUND: 100 GENERAL FUND
DEPARTMENT: 100 GENERAL FUND
DEPTDIV: GENERAL FUND | 440 REVENUES

	FY 2018	FY 2019	FY 2020	FY 2021				FY 2022				FY 2023
ACCOUNTS / CATEGORIES	ACTUAL	ACTUAL	ACTUAL	BUDGET	AMENDED	ACTUAL	ESTIMATED	BASE	PACKAGES	PROPOSED	% CHG	PLANNING
341 TML REGION 10 MEETING FEES	$0	$0	($90)	$0	$0	$0	$0	$0	$0	$0	0.00%	$0
346 POLICE EQUIPMENT DONATIONS	$1,200	$0	$0	$0	$0	$0	$0	$0	$0	$0	0.00%	$0
349 OTHER PUBLIC SAFETY DONATIONS	$6,990	$111,527	$116,670	$7,500	$0	$0	$7,500	$7,500	$0	$7,500	0.00%	$0
353 DONATIONS PARKS AND LIBRARY	$1,600	$0	$0	$0	$0	$0	$0	$0	$0	$0	0.00%	$0
354 TREE REPLACEMENT DONATIONS	$0	$0	$0	$0	$0	$0	$0	$0	$0	$0	0.00%	$0
355 LOUIS NED BEQUEST	$0	$0	$0	$0	$0	$0	$0	$0	$0	$0	0.00%	$0
359 MISCELLANEOUS DONATIONS	$508,960	$6,335	$2,654	$5,000	$0	$0	$3,000	$3,000	$0	$3,000	-40.00%	$0
TOTAL DONATIONS FROM PRIVATE SOURCES	**$518,750**	**$117,862**	**$119,234**	**$12,500**	**$0**	**$0**	**$10,500**	**$10,500**	**$0**	**$10,500**	**-16.00%**	**$0**
TOTAL GENERAL FUND | 440 REVENUES	**$518,750**	**$117,862**	**$119,234**	**$12,500**	**$0**	**$0**	**$10,500**	**$10,500**	**$0**	**$10,500**	**-16.00%**	**$0**

CITY OF TAYLOR
ORGUNIT DETAILS

ORGUNIT: 100-450
FUND: 100 GENERAL FUND
DEPARTMENT: 100 GENERAL FUND
DEPTDIV: GENERAL FUND | 450 REVENUES

	FY 2018	FY 2019	FY 2020	FY 2021				FY 2022				FY 2023
ACCOUNTS / CATEGORIES	ACTUAL	ACTUAL	ACTUAL	BUDGET	AMENDED	ACTUAL	ESTIMATED	BASE	PACKAGES	PROPOSED	% CHG	PLANNING
365 FROM PROCEEDS OF SALE PARKLAND	$0	$0	$168,573	$0	$0	$0	$0	$0	$0	$0	0.00%	$0
367 TRANSFER FROM MDUS	$180,000	$180,000	$180,000	$180,000	$0	$0	$180,000	$180,000	$0	$180,000	0.00%	$0
369 TRANSFER FROM SANITATION FUND	$164,200	$164,200	$164,200	$164,200	$0	$0	$164,200	$164,200	$0	$164,200	0.00%	$0
370 TRANSFER IN	$0	$0	$7,377	$48,982	$0	$0	$48,982	$23,532	$0	$23,532	-51.96%	$23,082
371 TRANSFER FROM UTILITY FUND	$1,250,000	$1,250,000	$1,600,000	$1,600,000	$0	$0	$1,600,000	$1,600,000	$0	$1,600,000	0.00%	$0
372 TRANSFER FROM AIRPORT FUND	$15,000	$15,000	$15,000	$15,000	$0	$0	$15,000	$15,000	$0	$15,000	0.00%	$0
373 TRANSFER FROM CEMETERY FUND	$0	$25,000	$0	$0	$0	$0	$0	$0	$0	$0	0.00%	$0
TOTAL INTERFUND OPERATING TRANSFERS	**$1,609,200**	**$1,634,200**	**$2,135,150**	**$2,008,182**	**$0**	**$0**	**$2,008,182**	**$1,982,732**	**$0**	**$1,982,732**	**-1.27%**	**$23,082**
TOTAL GENERAL FUND | 450 REVENUES	**$1,609,200**	**$1,634,200**	**$2,135,150**	**$2,008,182**	**$0**	**$0**	**$2,008,182**	**$1,982,732**	**$0**	**$1,982,732**	**-1.27%**	**$23,082**

CITY OF TAYLOR
ORGUNIT DETAILS

ORGUNIT: 100-460
FUND: 100 GENERAL FUND
DEPARTMENT: 100 GENERAL FUND
DEPTDIV: GENERAL FUND | 460 REVENUES

	FY 2018	FY 2019	FY 2020	FY 2021				FY 2022				FY 2023
ACCOUNTS / CATEGORIES	ACTUAL	ACTUAL	ACTUAL	BUDGET	AMENDED	ACTUAL	ESTIMATED	BASE	PACKAGES	PROPOSED	% CHG	PLANNING
374 SALE OF SURPLUS EQUIPMENT	$0	$320	$0	$0	$0	$0	$0	$0	$0	$0	0.00%	$0
375 SALE OF LAND	$0	$0	$0	$0	$0	$0	$0	$0	$0	$0	0.00%	$0
379 SALE OF MISC. ASSETS	$2,425	$275	$10	$0	$0	$0	$0	$0	$0	$0	0.00%	$0
TOTAL PROCEEDS GENERAL FIXED ASSETS	**$2,425**	**$595**	**$10**	**$0**	**$0**	**$0**	**$0**	**$0**	**$0**	**$0**	**0.00%**	**$0**
TOTAL GENERAL FUND | 460 REVENUES	**$2,425**	**$595**	**$10**	**$0**	**$0**	**$0**	**$0**	**$0**	**$0**	**$0**	**0.00%**	**$0**

CITY OF TAYLOR
ORGUNIT DETAILS

ORGUNIT: 100-470
FUND: 100 GENERAL FUND
DEPARTMENT: 100 GENERAL FUND
DEPTDIV: GENERAL FUND | 470 REVENUES

	FY 2018	FY 2019	FY 2020	FY 2021				FY 2022				FY 2023
ACCOUNTS / CATEGORIES	ACTUAL	ACTUAL	ACTUAL	BUDGET	AMENDED	ACTUAL	ESTIMATED	BASE	PACKAGES	PROPOSED	% CHG	PLANNING
391 BOND PREMIUM	$0	$0	$0	$0	$0	$0	$0	$0	$0	$0	0.00%	$0
392 CAPITAL LEASES	$0	$0	$0	$0	$0	$0	$0	$0	$0	$0	0.00%	$0
TOTAL PROCEEDS GENERAL LONG TERM LIABILITIES	**$0**	**$0**	**$0**	**$0**	**$0**	**$0**	**$0**	**$0**	**$0**	**$0**	**0.00%**	**$0**
TOTAL GENERAL FUND | 470 REVENUES	**$0**	**$0**	**$0**	**$0**	**$0**	**$0**	**$0**	**$0**	**$0**	**$0**	**0.00%**	**$0**

CITY OF TAYLOR
ORGUNIT DETAILS

ORGUNIT: 100-500
FUND: 100 GENERAL FUND
DEPARTMENT: 500 CITY COUNCIL
DEPTDIV: GENERAL FUND | CITY COUNCIL

	FY 2018	FY 2019	FY 2020	FY 2021				FY 2022				FY 2023
ACCOUNTS / CATEGORIES	ACTUAL	ACTUAL	ACTUAL	BUDGET	AMENDED	ACTUAL	ESTIMATED	BASE	PACKAGES	PROPOSED	% CHG	PLANNING
117 TEMPORARY/SEASONAL	$1,552	$1,475	$1,500	$1,500	$0	$0	$1,500	$1,500	$0	$1,500	0.00%	$0
121 FICA SOCIAL SECURITY	$57	$168	$115	$0	$0	$0	$0	$0	$0	$0	0.00%	$0
122 WORKERS COMPENSATION	$1,089	$1,388	$1,405	$1,100	$0	$0	$1,100	$1,100	$0	$1,100	0.00%	$0
131 UNIFORMS (BUY)	$0	$70	$0	$105	$0	$0	$105	$200	$0	$200	90.48%	$0
133 BUSINESS- TRANSPORTATION	$0	$16	$0	$0	$0	$0	$0	$0	$0	$0	0.00%	$0
134 BUSINESS LODGING	$0	$0	$0	$0	$0	$0	$0	$0	$0	$0	0.00%	$0
135 BUSINESS MEALS	$0	$0	$623	$1,800	$0	$0	$900	$1,800	$0	$1,800	0.00%	$0
141 WORKSHOP TRAINING	$283	$45	$35	$500	$0	$0	$790	$10,750	$0	$10,750	2050.00%	$0
142 PROFESSIONAL CONFERENCES	$1,194	$2,530	$0	$1,350	$0	$0	$2,200	$1,500	$0	$1,500	11.11%	$0
143 MEMBERSHIPS AND DUES	$3,525	$7,137	$3,642	$5,750	$0	$0	$5,750	$5,750	$0	$5,750	0.00%	$0
144 SUBSCRIPTIONS AND BOOKS	$7,962	$8,370	$13,453	$11,458	$0	$0	$11,808	$12,550	$0	$12,550	9.53%	$0
146 TRAINING- TRANSPORTATION	$499	$708	$444	$800	$0	$0	$800	$800	$0	$800	0.00%	$0
147 TRAINING- LODGING	$1,485	$836	$2,912	$2,500	$0	$0	$3,311	$2,500	$0	$2,500	0.00%	$0
148 TRAINING- MEALS	$377	$313	$191	$500	$0	$0	$510	$500	$0	$500	0.00%	$0
TOTAL EMPLOYEE SERVICES	**$18,023**	**$23,056**	**$24,319**	**$27,363**	**$0**	**$0**	**$28,774**	**$38,950**	**$0**	**$38,950**	**42.35%**	**$0**
211 GENERAL OFFICE SUPPLIES	$1,034	$533	$228	$730	$0	$0	$730	$730	$0	$730	0.00%	$0
214 COMPUTER SUPPLIES	$0	$0	$0	$0	$0	$0	$420	$0	$0	$0	0.00%	$0
215 POSTAGE	$0	$0	$0	$0	$0	$0	$0	$0	$0	$0	0.00%	$0
219 MISC. OCCASION	$0	$0	$103	$300	$0	$0	$400	$300	$0	$300	0.00%	$0
231 ELECTIONS	$3,604	$7,165	$6,122	$15,000	$0	$0	$15,000	$15,000	$0	$15,000	0.00%	$0
232 FOOD/MEALS	$618	$727	$128	$0	$0	$0	$0	$0	$0	$0	0.00%	$0
233 CITY SPONSORED EVENTS	$1,151	$2,433	$1,500	$2,250	$0	$0	$2,250	$2,500	$0	$2,500	11.11%	$0
259 MISC. SUPPLIES	$0	$0	$0	$0	$0	$0	$0	$0	$0	$0	0.00%	$0
264 COMPUTER ACCESSORIES	$0	$0	$0	$0	$0	$0	$0	$0	$0	$0	0.00%	$0
267 COMPUTERS	$0	$0	$1,236	$0	$0	$0	$500	$6,000	$0	$6,000	0.00%	$0
TOTAL OPERATIONAL SUPPLIES AND EQUIPMENT	**$6,406**	**$10,859**	**$9,316**	**$18,280**	**$0**	**$0**	**$19,300**	**$24,530**	**$0**	**$24,530**	**34.19%**	**$0**
324 CELL PHONES	$2,631	$2,341	$2,438	$2,880	$0	$0	$3,000	$3,000	$0	$3,000	4.17%	$0
326 WIRELESS DATA SERVICES	$0	$0	$0	$0	$0	$0	$0	$0	$0	$0	0.00%	$0
TOTAL FACILITIES OPERATIONS / MAINTENANCE	**$2,631**	**$2,341**	**$2,438**	**$2,880**	**$0**	**$0**	**$3,000**	**$3,000**	**$0**	**$3,000**	**4.17%**	**$0**
511 LEGAL SERVICES	$88,735	$81,276	$193,359	$110,000	$0	$0	$125,000	$110,000	$0	$110,000	0.00%	$0
519 OTHER PROFESSIONAL SERVICES	$0	$6	$0	$0	$0	$0	$0	$0	$0	$0	0.00%	$0
521 COUNTY RECORDING FEES	$350	$500	$500	$500	$0	$0	$500	$500	$0	$500	0.00%	$0
523 OUTSIDE PRINTING	$137	$118	$0	$0	$0	$0	$0	$0	$0	$0	0.00%	$0
528 ADVERTISING	$923	$1,167	$1,428	$800	$0	$0	$1,800	$1,100	$0	$1,100	37.50%	$0
TOTAL CONTRACT SERVICES AND FEES	**$90,144**	**$83,067**	**$195,287**	**$111,300**	**$0**	**$0**	**$127,300**	**$111,600**	**$0**	**$111,600**	**0.27%**	**$0**
813 CONTRIBUTIONS TO CIVIC PROGRAM	$24,265	$21,265	$44,265	$35,765	$0	$0	$35,765	$35,900	$0	$35,900	0.38%	$0
TOTAL CONTRIBUTIONS / CONTINGENCY	**$24,265**	**$21,265**	**$44,265**	**$35,765**	**$0**	**$0**	**$35,765**	**$35,900**	**$0**	**$35,900**	**0.38%**	**$0**
TOTAL GENERAL FUND | CITY COUNCIL	**$141,469**	**$140,588**	**$275,625**	**$195,588**	**$0**	**$0**	**$214,139**	**$213,980**	**$0**	**$213,980**	**9.40%**	**$0**

CITY OF TAYLOR
ORGUNIT DETAILS

ORGUNIT: 100-501
FUND: 100 GENERAL FUND
DEPARTMENT: 501 CITY MANAGEMENT
DEPTDIV: GENERAL FUND | CITY MANAGEMENT

	FY 2018	FY 2019	FY 2020	FY 2021				FY 2022				FY 2023
ACCOUNTS / CATEGORIES	ACTUAL	ACTUAL	ACTUAL	BUDGET	AMENDED	ACTUAL	ESTIMATED	BASE	PACKAGES	PROPOSED	% CHG	PLANNING
111 REGULAR FULL TIME	$361,726	$447,427	$441,060	$435,070	$0	$0	$444,101	$392,190	$0	$392,190	-9.86%	$0
114 OVERTIME	$0	$121	$60	$0	$0	$0	$0	$0	$0	$0	0.00%	$0
115 LONGEVITY PAY	$1,104	$528	$528	$768	$0	$0	$768	$720	$0	$720	-6.25%	$0
116 REGULAR PART TIME	$11,037	$21,668	$21,388	$21,628	$0	$0	$21,628	$0	$0	$0	-100.00%	$0
117 TEMPORARY/SEASONAL	$0	$0	$0	$0	$0	$0	$0	$0	$0	$0	0.00%	$0
118 INSURANCE ALLOWANCE	$0	$0	$0	$0	$0	$0	$0	$0	$0	$0	0.00%	$0
119 CERTIFICATION PAY	$120	$480	$480	$480	$0	$0	$480	$480	$0	$480	0.00%	$0
120 UNUM LIFE	$890	$749	$1,144	$1,066	$0	$0	$1,066	$842	$0	$842	-21.01%	$0
121 FICA SOCIAL SECURITY	$25,714	$34,155	$34,290	$35,101	$0	$0	$35,770	$30,150	$0	$30,150	-14.11%	$0
122 WORKERS COMPENSATION	$939	$1,208	$1,343	$1,051	$0	$0	$1,051	$850	$0	$850	-19.12%	$0
123 STATE UNEMPLOYMENT TAXES	$981	$54	$720	$810	$0	$0	$810	$486	$0	$486	-40.00%	$0
124 RETIREMENT-TMRS	$43,434	$56,700	$59,213	$60,957	$0	$0	$59,375	$52,885	$0	$52,885	-13.24%	$0
125 CITY PAID 457 PLAN	$2,596	$1,098	$0	$3,400	$0	$0	$3,400	$3,400	$0	$3,400	0.00%	$0
126 HEALTH INSURANCE	$33,835	$44,576	$43,362	$43,368	$0	$0	$43,368	$23,252	$0	$23,252	-46.38%	$0
127 DENTAL INSURANCE	$1,704	$1,630	$2,142	$2,000	$0	$0	$2,000	$950	$0	$950	-52.50%	$0
128 LONG TERM DISABILITY	$1,016	$950	$1,086	$1,370	$0	$0	$1,370	$1,180	$0	$1,180	-13.87%	$0
129 VISION INSURANCE	$229	$229	$257	$282	$0	$0	$280	$150	$0	$150	-46.81%	$0
131 UNIFORMS (BUY)	$70	$350	$27	$200	$0	$0	$200	$200	$0	$200	0.00%	$0
133 BUSINESS- TRANSPORTATION	$1,141	$691	$0	$0	$0	$0	$0	$0	$0	$0	0.00%	$0
134 BUSINESS LODGING	$0	$1,800	$0	$0	$0	$0	$0	$0	$0	$0	0.00%	$0
135 BUSINESS MEALS	$1,893	$2,617	$819	$2,000	$0	$0	$2,000	$2,000	$0	$2,000	0.00%	$0
141 WORKSHOP TRAINING	$0	$550	$469	$860	$0	$0	$660	$0	$0	$0	-100.00%	$0
142 PROFESSIONAL CONFERENCES	$5,039	$3,046	$5,192	$8,084	$0	$0	$8,300	$8,350	$0	$8,350	3.29%	$0
143 MEMBERSHIPS AND DUES	$2,699	$3,116	$6,757	$4,660	$0	$0	$5,150	$4,460	$0	$4,460	-4.29%	$0
144 SUBSCRIPTIONS AND BOOKS	$360	$45	$215	$100	$0	$0	$230	$50	$0	$50	-50.00%	$0
145 TUITION	$0	$0	$0	$0	$0	$0	$0	$0	$0	$0	0.00%	$0
146 TRAINING- TRANSPORTATION	$2,266	$1,462	$318	$2,000	$0	$0	$1,990	$1,460	$0	$1,460	-27.00%	$0
147 TRAINING- LODGING	$5,893	$5,726	$2,453	$5,500	$0	$0	$5,500	$4,800	$0	$4,800	-12.73%	$0
148 TRAINING- MEALS	$1,533	$469	$834	$960	$0	$0	$1,000	$1,100	$0	$1,100	14.58%	$0
TOTAL EMPLOYEE SERVICES	**$506,219**	**$631,444**	**$624,156**	**$631,715**	**$0**	**$0**	**$640,497**	**$529,955**	**$0**	**$529,955**	**-16.11%**	**$0**
211 GENERAL OFFICE SUPPLIES	$4,737	$3,280	$2,441	$2,572	$0	$0	$2,572	$1,500	$0	$1,500	-41.68%	$0
214 COMPUTER SUPPLIES	$0	$740	$630	$1,428	$0	$0	$1,428	$1,000	$0	$1,000	-29.97%	$0
215 POSTAGE	$703	$906	$681	$700	$0	$0	$700	$500	$0	$500	-28.57%	$0
219 MISC. OCCASION	$77	$19	$13,579	$10,000	$0	$0	$10,000	$2,000	$0	$2,000	-80.00%	$0
231 ELECTIONS	$0	$0	$0	$0	$0	$0	$0	$0	$0	$0	0.00%	$0
232 FOOD/MEALS	$7,338	$8,187	$6,449	$5,500	$0	$0	$7,500	$5,500	$0	$5,500	0.00%	$0
233 CITY SPONSORED EVENTS	$455	$700	$0	$500	$0	$0	$500	$500	$0	$500	0.00%	$0
235 PROMOTIONAL SUPPLIES	$1,151	$3,094	$581	$3,000	$0	$0	$3,000	$3,000	$0	$3,000	0.00%	$0
236 MISC OCCASIONS	$1,915	$3,399	$1,607	$2,000	$0	$0	$2,000	$0	$0	$0	-100.00%	$0
259 MISC. SUPPLIES	$0	$0	$0	$0	$0	$0	$0	$0	$0	$0	0.00%	$0
261 OFFICE FURNITURE	$0	$753	$4,463	$0	$0	$0	$0	$0	$0	$0	0.00%	$0

264 COMPUTER ACCESSORIES	$165	$568	$0	$0	$0	$0	$0	$0	$0	$0	0.00%	$0
267 COMPUTERS	$1,500	$4,333	$0	$2,800	$0	$0	$0	$0	$0	$0	-100.00%	$0
269 OTHER OFFICE EQUIPMENT	$0	$0	$0	$0	$0	$0	$0	$0	$0	$0	0.00%	$0
TOTAL OPERATIONAL SUPPLIES AND EQUIPMENT	**$18,042**	**$25,977**	**$30,431**	**$28,500**	**$0**	**$0**	**$27,700**	**$14,000**	**$0**	**$14,000**	**-50.88%**	**$0**
323 TRUNK TELEPHONE SYSTEM	$82	$0	$0	$150	$0	$0	$0	$25	$0	$25	-83.33%	$0
324 CELL PHONES	$3,749	$2,138	$2,438	$2,200	$0	$0	$2,200	$1,800	$0	$1,800	-18.18%	$0
326 WIRELESS DATA SERVICES	$993	$829	$155	$450	$0	$0	$0	$0	$0	$0	-100.00%	$0
TOTAL FACILITIES OPERATIONS / MAINTENANCE	**$4,824**	**$2,967**	**$2,593**	**$2,800**	**$0**	**$0**	**$2,200**	**$1,825**	**$0**	**$1,825**	**-34.82%**	**$0**
461 OFFICE EQUIPMENT RENTAL	$0	$0	$0	$0	$0	$0	$0	$0	$0	$0	0.00%	$0
462 EQUIPMENT REPAIRS/MAINT	$1,830	$1,794	$2,007	$1,500	$0	$0	$2,000	$1,500	$0	$1,500	0.00%	$0
TOTAL EQUIPMENT OPERATIONS / MAINTENANCE	**$1,830**	**$1,794**	**$2,007**	**$1,500**	**$0**	**$0**	**$2,000**	**$1,500**	**$0**	**$1,500**	**0.00%**	**$0**
511 LEGAL SERVICES	$0	$0	$11,355	$0	$0	$0	$0	$0	$0	$0	0.00%	$0
519 OTHER PROFESSIONAL SERVICES	$50,829	$26,913	$6,775	$3,000	$0	$0	$3,000	$0	$0	$0	-100.00%	$0
521 COUNTY RECORDING FEES	$0	$0	$0	$0	$0	$0	$0	$0	$0	$0	0.00%	$0
522 INSURANCE AND BONDS	$0	$0	$0	$0	$0	$0	$0	$0	$0	$0	0.00%	$0
523 OUTSIDE PRINTING	$162	$376	$0	$0	$0	$0	$0	$0	$0	$0	0.00%	$0
528 ADVERTISING	$0	$626	$231	$500	$0	$0	$500	$500	$0	$500	0.00%	$0
529 ELECTION JUDGE/JURY SERVICE	$0	$0	$0	$0	$0	$0	$0	$0	$0	$0	0.00%	$0
532 SOFTWARE MAINT/LICENSE	$6	$130	$49	$0	$0	$0	$0	$0	$0	$0	0.00%	$0
539 OTHER CONTRACT SERVICES	$12,062	$9,608	$15	$0	$0	$0	$0	$0	$0	$0	0.00%	$0
TOTAL CONTRACT SERVICES AND FEES	**$63,059**	**$37,653**	**$18,425**	**$3,500**	**$0**	**$0**	**$3,500**	**$500**	**$0**	**$500**	**-85.71%**	**$0**
701 CAPITAL OUTLAYS-FIXED ASSETS	$0	$0	$0	$0	$0	$0	$0	$0	$0	$0	0.00%	$0
711 OFFICE FURNITURE	$0	$0	$0	$0	$0	$0	$0	$0	$0	$0	0.00%	$0
714 COMPUTER EQUIPMENT	$0	$0	$0	$0	$0	$0	$0	$0	$0	$0	0.00%	$0
719 OTHER CAPITAL OUTLAY	$0	$0	$0	$0	$0	$0	$0	$0	$0	$0	0.00%	$0
TOTAL CAPITAL OUTLAY	**$0**	**$0**	**$0**	**$0**	**$0**	**$0**	**$0**	**$0**	**$0**	**$0**	**0.00%**	**$0**
813 CONTRIBUTIONS TO CIVIC PROGRAM	$0	$0	$0	$0	$0	$0	$0	$0	$0	$0	0.00%	$0
TOTAL CONTRIBUTIONS / CONTINGENCY	**$0**	**$0**	**$0**	**$0**	**$0**	**$0**	**$0**	**$0**	**$0**	**$0**	**0.00%**	**$0**
TOTAL GENERAL FUND | CITY MANAGEMENT	**$593,974**	**$699,835**	**$677,611**	**$668,015**	**$0**	**$0**	**$675,897**	**$547,780**	**$0**	**$547,780**	**-18.00%**	**$0**

CITY OF TAYLOR
ORGUNIT DETAILS

ORGUNIT: 100-503
FUND: 100 GENERAL FUND
DEPARTMENT: 503 PUBLIC INFORMATION
DEPTDIV: GENERAL FUND | PUBLIC INFORMATION

	FY 2018	FY 2019	FY 2020	FY 2021				FY 2022				FY 2023
ACCOUNTS / CATEGORIES	ACTUAL	ACTUAL	ACTUAL	BUDGET	AMENDED	ACTUAL	ESTIMATED	BASE	PACKAGES	PROPOSED	% CHG	PLANNING
111 REGULAR FULL TIME	$51,393	$3,036	$53,150	$52,624	$0	$0	$53,680	$55,830	$0	$55,830	6.09%	$0
114 OVERTIME	$0	$0	$0	$0	$0	$0	$0	$0	$0	$0	0.00%	$0
115 LONGEVITY PAY	$0	$0	$0	$48	$0	$0	$48	$96	$0	$96	100.00%	$0
118 INSURANCE ALLOWANCE	$0	$0	$0	$0	$0	$0	$0	$0	$0	$0	0.00%	$0
119 CERTIFICATION PAY	$0	$0	$0	$0	$0	$0	$0	$0	$0	$0	0.00%	$0
120 UNUM LIFE	$119	$0	$148	$107	$0	$0	$100	$100	$0	$100	-6.54%	$0
121 FICA SOCIAL SECURITY	$3,913	$78	$4,046	$4,041	$0	$0	$4,120	$4,290	$0	$4,290	6.16%	$0
122 WORKERS COMPENSATION	$169	$206	$198	$155	$0	$0	$155	$155	$0	$155	0.00%	$0
123 STATE UNEMPLOYMENT TAXES	$162	$1	$152	$162	$0	$0	$162	$162	$0	$162	0.00%	$0
124 RETIREMENT-TMRS	$6,238	$370	$6,789	$7,019	$0	$0	$7,160	$7,530	$0	$7,530	7.28%	$0
126 HEALTH INSURANCE	$5,242	$615	$6,766	$6,767	$0	$0	$7,380	$7,750	$0	$7,750	14.53%	$0
127 DENTAL INSURANCE	$221	$0	$335	$311	$0	$0	$310	$316	$0	$316	1.61%	$0
128 LONG TERM DISABILITY	$133	$0	$171	$158	$0	$0	$158	$158	$0	$158	0.00%	$0
129 VISION INSURANCE	$32	$4	$48	$48	$0	$0	$48	$48	$0	$48	0.00%	$0
133 BUSINESS- TRANSPORTATION	$0	$0	$0	$250	$0	$0	$0	$250	$0	$250	0.00%	$0
135 BUSINESS MEALS	$0	$0	$15	$0	$0	$0	$0	$0	$0	$0	0.00%	$0
141 WORKSHOP TRAINING	$0	$0	$0	$0	$0	$0	$0	$0	$0	$0	0.00%	$0
142 PROFESSIONAL CONFERENCES	$360	$380	$0	$400	$0	$0	$380	$400	$0	$400	0.00%	$0
143 MEMBERSHIPS AND DUES	$310	$85	$85	$455	$0	$0	$310	$455	$0	$455	0.00%	$0
144 SUBSCRIPTIONS AND BOOKS	$482	$173	$154	$363	$0	$0	$175	$175	$0	$175	-51.79%	$0
146 TRAINING- TRANSPORTATION	$187	$0	$0	$0	$0	$0	$0	$0	$0	$0	0.00%	$0
147 TRAINING- LODGING	$0	$229	$0	$600	$0	$0	$550	$600	$0	$600	0.00%	$0
148 TRAINING- MEALS	$46	$0	$0	$0	$0	$0	$0	$0	$0	$0	0.00%	$0
TOTAL EMPLOYEE SERVICES	**$69,007**	**$5,177**	**$72,056**	**$73,508**	**$0**	**$0**	**$74,736**	**$78,315**	**$0**	**$78,315**	**6.54%**	**$0**
211 GENERAL OFFICE SUPPLIES	$450	$1,080	$1,145	$780	$0	$0	$780	$780	$0	$780	0.00%	$0
213 PHOTOGRAPHIC SUPPLIES	$180	$0	$200	$0	$0	$0	$250	$0	$0	$0	0.00%	$0
214 COMPUTER SUPPLIES	$0	$0	$0	$150	$0	$0	$0	$150	$0	$150	0.00%	$0
215 POSTAGE	$204	$13	$0	$250	$0	$0	$250	$250	$0	$250	0.00%	$0
232 FOOD/MEALS	$19	$0	$0	$4,100	$0	$0	$0	$4,100	$0	$4,100	0.00%	$0
233 CITY SPONSORED EVENTS	$1,429	$482	$1,087	$1,750	$0	$0	$2,450	$2,450	$0	$2,450	40.00%	$0
235 PROMOTIONAL SUPPLIES	$0	$0	$0	$800	$0	$0	$0	$800	$0	$800	0.00%	$0
236 MISC OCCASIONS	$0	$0	$0	$0	$0	$0	$0	$0	$0	$0	0.00%	$0
261 OFFICE FURNITURE	$0	$0	$0	$100	$0	$0	$0	$100	$0	$100	0.00%	$0
263 PHOTOGRAPHIC EQUIPMENT	$0	$0	$0	$250	$0	$0	$250	$0	$0	$0	-100.00%	$0
266 GENERAL ELECTRONIC EQUIPMENT	$0	$0	$0	$0	$0	$0	$0	$0	$0	$0	0.00%	$0
267 COMPUTERS	$0	$1,364	$0	$0	$0	$0	$0	$0	$0	$0	0.00%	$0
TOTAL OPERATIONAL SUPPLIES AND EQUIPMENT	**$2,282**	**$2,939**	**$2,432**	**$8,180**	**$0**	**$0**	**$3,980**	**$8,630**	**$0**	**$8,630**	**5.50%**	**$0**
323 TRUNK TELEPHONE SYSTEM	$2	$0	$0	$0	$0	$0	$0	$25	$0	$25	0.00%	$0
324 CELL PHONES	$470	$779	$1,244	$1,200	$0	$0	$1,200	$1,200	$0	$1,200	0.00%	$0
TOTAL FACILITIES OPERATIONS / MAINTENANCE	**$472**	**$779**	**$1,244**	**$1,200**	**$0**	**$0**	**$1,200**	**$1,225**	**$0**	**$1,225**	**2.08%**	**$0**

431 OFFICE EQUIP MAINT/REPAIR	$0	$0	$0	$0	$0	$0	$0	$0	$0	$0	0.00%	$0
TOTAL EQUIPMENT OPERATIONS / MAINTENANCE	**$0**	**$0**	**$0**	**$0**	**$0**	**$0**	**$0**	**$0**	**$0**	**$0**	**0.00%**	**$0**
511 LEGAL SERVICES	$0	$0	$0	$500	$0	$0	$0	$500	$0	$500	0.00%	$0
519 OTHER PROFESSIONAL SERVICES	$0	$25,675	$4,095	$0	$0	$0	$0	$0	$0	$0	0.00%	$0
523 OUTSIDE PRINTING	$6,516	$7,211	$12,591	$16,000	$0	$0	$15,835	$14,000	$0	$14,000	-12.50%	$0
527 DELIVERY, COURIER SERVICE	$0	$64	$0	$0	$0	$0	$0	$0	$0	$0	0.00%	$0
528 ADVERTISING	$1,004	$1,300	$2,500	$3,850	$0	$0	$3,775	$3,850	$0	$3,850	0.00%	$0
532 SOFTWARE MAINT/LICENSE	$907	$25	$4,073	$4,810	$0	$0	$3,235	$3,050	$0	$3,050	-36.59%	$0
539 OTHER CONTRACT SERVICES	$56,771	$99,865	$69,539	$87,970	$0	$0	$87,790	$87,970	$0	$87,970	0.00%	$0
TOTAL CONTRACT SERVICES AND FEES	**$65,198**	**$134,140**	**$92,798**	**$113,130**	**$0**	**$0**	**$110,635**	**$109,370**	**$0**	**$109,370**	**-3.32%**	**$0**
712 COMMUNICATION EQUIPMENT	$0	$0	$0	$0	$0	$0	$0	$0	$0	$0	0.00%	$0
TOTAL CAPITAL OUTLAY	**$0**	**$0**	**$0**	**$0**	**$0**	**$0**	**$0**	**$0**	**$0**	**$0**	**0.00%**	**$0**
TOTAL GENERAL FUND | PUBLIC INFORMATION	**$136,960**	**$143,035**	**$168,531**	**$196,018**	**$0**	**$0**	**$190,551**	**$197,540**	**$0**	**$197,540**	**0.78%**	**$0**

CITY OF TAYLOR
ORGUNIT DETAILS

ORGUNIT: 100-504
FUND: 100 GENERAL FUND
DEPARTMENT: 504 HUMAN RESOURCES
DEPTDIV: GENERAL FUND | HUMAN RESOURCES

	FY 2018	FY 2019	FY 2020	FY 2021				FY 2022				FY 2023
ACCOUNTS / CATEGORIES	ACTUAL	ACTUAL	ACTUAL	BUDGET	AMENDED	ACTUAL	ESTIMATED	BASE	PACKAGES	PROPOSED	% CHG	PLANNING
111 REGULAR FULL-TIME	$109,547	$118,270	$123,095	$122,010	$0	$0	$122,010	$137,180	$0	$137,180	12.43%	$0
114 OVERTIME	$37	$0	$14	$0	$0	$0	$0	$0	$0	$0	0.00%	$0
115 LONGEVITY PAY	$576	$672	$768	$864	$0	$0	$670	$670	$0	$670	-22.45%	$0
116 REGULAR PART TIME	$0	$0	$0	$0	$0	$0	$0	$0	$0	$0	0.00%	$0
118 INSURANCE ALLOWANCE	$1,200	$1,200	$1,210	$1,200	$0	$0	$1,200	$1,200	$0	$1,200	0.00%	$0
119 CERTIFICATION PAY	$0	$0	$0	$0	$0	$0	$0	$0	$0	$0	0.00%	$0
120 UNUM LIFE	$284	$269	$342	$312	$0	$0	$300	$300	$0	$300	-3.85%	$0
121 FICA SOCIAL SECURITY	$7,889	$8,890	$9,195	$9,428	$0	$0	$9,500	$10,670	$0	$10,670	13.17%	$0
122 WORKERS COMPENSATION	$282	$343	$363	$284	$0	$0	$284	$284	$0	$284	0.00%	$0
123 STATE UNEMPLOYMENT TAXES	$324	$18	$288	$324	$0	$0	$324	$324	$0	$324	0.00%	$0
124 RETIREMENT-TMRS	$13,490	$14,629	$16,006	$16,373	$0	$0	$16,500	$18,720	$0	$18,720	14.33%	$0
126 HEALTH INSURANCE	$6,989	$7,996	$6,766	$6,767	$0	$0	$7,380	$7,750	$0	$7,750	14.53%	$0
127 DENTAL INSURANCE	$641	$569	$670	$621	$0	$0	$620	$630	$0	$630	1.45%	$0
128 LONG TERM DISABILITY	$328	$358	$367	$366	$0	$0	$366	$366	$0	$366	0.00%	$0
129 VISION INSURANCE	$101	$87	$118	$96	$0	$0	$95	$96	$0	$96	0.00%	$0
131 UNIFORMS (BUY)	$0	$0	$0	$100	$0	$0	$0	$100	$0	$100	0.00%	$0
135 BUSINESS MEALS	$0	$0	$15	$0	$0	$0	$0	$0	$0	$0	0.00%	$0
141 WORKSHOP TRAINING	$1,608	$1,547	$0	$1,650	$0	$0	$1,650	$1,650	$0	$1,650	0.00%	$0
142 PROFESSIONAL CONFERENCES	$0	$0	$0	$0	$0	$0	$200	$500	$0	$500	0.00%	$0
143 MEMBERSHIPS AND DUES	$265	$265	$0	$350	$0	$0	$350	$350	$0	$350	0.00%	$0
144 SUBSCRIPTIONS AND BOOKS	$198	$99	$359	$200	$0	$0	$200	$200	$0	$200	0.00%	$0
145 TUITION	$0	$5,595	$4,000	$14,000	$0	$0	$7,000	$10,000	$0	$10,000	-28.57%	$0
146 TRAINING- TRANSPORTATION	$241	$177	$0	$250	$0	$0	$0	$300	$0	$300	20.00%	$0
147 TRAINING- LODGING	$117	$0	$0	$800	$0	$0	$0	$400	$0	$400	-50.00%	$0
148 TRAINING- MEALS	$26	$13	$0	$45	$0	$0	$0	$120	$0	$120	166.67%	$0
TOTAL EMPLOYEE SERVICES	**$144,142**	**$160,997**	**$163,576**	**$176,040**	**$0**	**$0**	**$168,649**	**$191,810**	**$0**	**$191,810**	**8.96%**	**$0**
211 GENERAL OFFICE SUPPLIES	$1,885	$2,739	$1,766	$3,300	$0	$0	$2,200	$3,300	$0	$3,300	0.00%	$0
214 COMPUTER SUPPLIES	$0	$0	$0	$400	$0	$0	$200	$400	$0	$400	0.00%	$0
215 POSTAGE	$221	$170	$52	$300	$0	$0	$900	$300	$0	$300	0.00%	$0
232 FOOD/MEALS	$0	$0	$0	$0	$0	$0	$0	$0	$0	$0	0.00%	$0
233 CITY SPONSORED EVENTS	$0	$0	$0	$700	$0	$0	$700	$700	$0	$700	0.00%	$0
235 PROMOTIONAL SUPPLIES	$0	$0	$0	$0	$0	$0	$0	$0	$0	$0	0.00%	$0
236 MISC OCCASIONS	$3,086	$5,586	$3,481	$0	$0	$0	$1,049	$500	$0	$500	0.00%	$0
237 TRAINING SUPPLIES	$72	$0	$0	$300	$0	$0	$150	$300	$0	$300	0.00%	$0
241 REFERENCE BOOKS/NEWSPAPER/MAG.	$0	$99	$0	$500	$0	$0	$1,000	$700	$0	$700	40.00%	$0
261 OFFICE FURNITURE	$0	$320	$0	$500	$0	$0	$300	$300	$0	$300	-40.00%	$0
264 COMPUTER ACCESSORIES	$0	$0	$0	$0	$0	$0	$0	$0	$0	$0	0.00%	$0
267 COMPUTERS	$0	$900	$0	$1,700	$0	$0	$1,100	$0	$0	$0	-100.00%	$0
269 OTHER OFFICE EQUIPMENT	$0	$0	$0	$0	$0	$0	$2,000	$0	$0	$0	0.00%	$0
TOTAL OPERATIONAL SUPPLIES AND EQUIPMENT	**$5,264**	**$9,814**	**$5,299**	**$7,700**	**$0**	**$0**	**$9,599**	**$6,500**	**$0**	**$6,500**	**-15.58%**	**$0**

323 TRUNK TELEPHONE SYSTEM	$18	$3	$1	$65	$0	$0	$5	$25	$0	$25	-61.54%	$0
324 CELL PHONES	$470	$497	$647	$600	$0	$0	$850	$600	$0	$600	0.00%	$0
TOTAL FACILITIES OPERATIONS / MAINTENANCE	**$488**	**$500**	**$648**	**$665**	**$0**	**$0**	**$855**	**$625**	**$0**	**$625**	**-6.02%**	**$0**
461 OFFICE EQUIPMENT RENTAL	$0	$0	$0	$0	$0	$0	$0	$0	$0	$0	0.00%	$0
462 EQUIPMENT REPAIRS/MAINT	$1,337	$913	$972	$1,400	$0	$0	$1,400	$1,400	$0	$1,400	0.00%	$0
TOTAL EQUIPMENT OPERATIONS / MAINTENANCE	**$1,337**	**$913**	**$972**	**$1,400**	**$0**	**$0**	**$1,400**	**$1,400**	**$0**	**$1,400**	**0.00%**	**$0**
511 LEGAL SERVICES	$4,827	$525	$29,582	$5,000	$0	$0	$4,500	$5,000	$0	$5,000	0.00%	$0
516 TRAINING SERVICES	$2,699	$4,361	$0	$4,000	$0	$0	$2,000	$4,000	$0	$4,000	0.00%	$0
519 OTHER PROFESSIONAL SERVICES	$0	$7,500	$5,000	$5,000	$0	$0	$3,000	$5,000	$13,500	$18,500	270.00%	$0
523 OUTSIDE PRINTING	$157	$118	$0	$1,900	$0	$0	$1,000	$2,000	$0	$2,000	5.26%	$0
526 TESTING/CERT. PERMITS	$10,015	$4,114	$5,159	$7,500	$0	$0	$8,900	$9,000	$0	$9,000	20.00%	$0
528 ADVERTISING	$2,047	$1,174	$382	$2,000	$0	$0	$2,000	$2,000	$0	$2,000	0.00%	$0
532 SOFTWARE MAINT/LICENSE	$4,153	$4,248	$6,581	$4,192	$0	$0	$4,352	$4,352	$0	$4,352	3.82%	$0
539 OTHER CONTRACT SERVICES	$30,522	$12,062	$23,832	$21,235	$0	$0	$55,990	$32,635	$0	$32,635	53.68%	$0
TOTAL CONTRACT SERVICES AND FEES	**$54,420**	**$34,103**	**$70,536**	**$50,827**	**$0**	**$0**	**$81,742**	**$63,987**	**$13,500**	**$77,487**	**52.45%**	**$0**
718 LIBRARY BOOKS	$0	$0	$0	$0	$0	$0	$0	$0	$0	$0	0.00%	$0
TOTAL CAPITAL OUTLAY	**$0**	**$0**	**$0**	**$0**	**$0**	**$0**	**$0**	**$0**	**$0**	**$0**	**0.00%**	**$0**
TOTAL GENERAL FUND | HUMAN RESOURCES	**$205,651**	**$206,327**	**$241,030**	**$236,632**	**$0**	**$0**	**$262,245**	**$264,322**	**$13,500**	**$277,822**	**17.41%**	**$0**

CITY OF TAYLOR
ORGUNIT DETAILS

ORGUNIT: 100-505
FUND: 100 GENERAL FUND
DEPARTMENT: 505 CITY CLERK
DEPTDIV: GENERAL FUND | CITY CLERK

	FY 2018	FY 2019	FY 2020	FY 2021				FY 2022				FY 2023
ACCOUNTS / CATEGORIES	ACTUAL	ACTUAL	ACTUAL	BUDGET	AMENDED	ACTUAL	ESTIMATED	BASE	PACKAGES	PROPOSED	% CHG	PLANNING
111 REGULAR FULL-TIME	$0	$0	$0	$0	$0	$0	$0	$71,125	$0	$71,125	0.00%	$0
112 WORKERS' COMPENSATION	$0	$0	$0	$0	$0	$0	$0	$0	$0	$0	0.00%	$0
114 OVERTIME	$0	$0	$0	$0	$0	$0	$0	$0	$0	$0	0.00%	$0
115 LONGEVITY PAY	$0	$0	$0	$0	$0	$0	$0	$288	$0	$288	0.00%	$0
116 REGULAR PART-TIME	$0	$0	$0	$0	$0	$0	$0	$22,950	$0	$22,950	0.00%	$0
119 CERTIFICATION PAY	$0	$0	$0	$0	$0	$0	$0	$0	$0	$0	0.00%	$0
120 UNUM LIFE	$0	$0	$0	$0	$0	$0	$0	$160	$0	$160	0.00%	$0
121 FICA SOCIAL SECURITY	$0	$0	$0	$0	$0	$0	$0	$7,240	$0	$7,240	0.00%	$0
123 STATE UNEMPLOYMENT TAXES	$0	$0	$0	$0	$0	$0	$0	$324	$0	$324	0.00%	$0
124 RETIREMENT-TMRS	$0	$0	$0	$0	$0	$0	$0	$12,700	$0	$12,700	0.00%	$0
126 HEALTH INSURANCE	$0	$0	$0	$0	$0	$0	$0	$7,750	$0	$7,750	0.00%	$0
127 DENTAL INSURANCE	$0	$0	$0	$0	$0	$0	$0	$315	$0	$315	0.00%	$0
128 LONG TERM DISABILITY	$0	$0	$0	$0	$0	$0	$0	$215	$0	$215	0.00%	$0
129 VISION INSURANCE	$0	$0	$0	$0	$0	$0	$0	$50	$0	$50	0.00%	$0
131 UNIFORMS (BUY)	$0	$0	$0	$0	$0	$0	$0	$100	$0	$100	0.00%	$0
133 BUSINESS-TRANSPORTATION	$0	$0	$0	$0	$0	$0	$0	$0	$0	$0	0.00%	$0
134 BUSINESS-LODGING	$0	$0	$0	$0	$0	$0	$0	$0	$0	$0	0.00%	$0
135 BUSINESS-MEALS	$0	$0	$0	$0	$0	$0	$0	$0	$0	$0	0.00%	$0
141 WORKSHOP TRAINING	$0	$0	$0	$0	$0	$0	$0	$0	$0	$0	0.00%	$0
142 PROFESSIONAL CONFERENCES	$0	$0	$0	$0	$0	$0	$0	$300	$0	$300	0.00%	$0
143 MEMBERSHIPS AND DUES	$0	$0	$0	$0	$0	$0	$0	$300	$0	$300	0.00%	$0
144 SUBSCRIPTIONS AND BOOKS	$0	$0	$0	$0	$0	$0	$0	$470	$0	$470	0.00%	$0
145 TUITION	$0	$0	$0	$0	$0	$0	$0	$0	$0	$0	0.00%	$0
146 TRAINING-TRANSPORTATION	$0	$0	$0	$0	$0	$0	$0	$400	$0	$400	0.00%	$0
147 TRAINING-LODGING	$0	$0	$0	$0	$0	$0	$0	$1,500	$0	$1,500	0.00%	$0
148 TRAINING-MEALS	$0	$0	$0	$0	$0	$0	$0	$400	$0	$400	0.00%	$0
TOTAL EMPLOYEE SERVICES	**$0**	**$0**	**$0**	**$0**	**$0**	**$0**	**$0**	**$126,587**	**$0**	**$126,587**	**0.00%**	**$0**
211 GENERAL OFFICE SUPPLIES	$0	$0	$0	$0	$0	$0	$0	$1,000	$0	$1,000	0.00%	$0
214 COMPUTER SUPPLIES	$0	$0	$0	$0	$0	$0	$0	$500	$0	$500	0.00%	$0
215 POSTAGE	$0	$0	$0	$0	$0	$0	$0	$300	$0	$300	0.00%	$0
231 ELECTIONS	$0	$0	$0	$0	$0	$0	$0	$0	$0	$0	0.00%	$0
232 FOOD/MEALS	$0	$0	$0	$0	$0	$0	$0	$0	$0	$0	0.00%	$0
233 CITY SPONSORED EVENTS	$0	$0	$0	$0	$0	$0	$0	$0	$0	$0	0.00%	$0
235 PROMOTIONAL SUPPLIES	$0	$0	$0	$0	$0	$0	$0	$0	$0	$0	0.00%	$0
267 COMPUTERS	$0	$0	$0	$0	$0	$0	$0	$0	$0	$0	0.00%	$0
TOTAL OPERATIONAL SUPPLIES AND EQUIPMENT	**$0**	**$0**	**$0**	**$0**	**$0**	**$0**	**$0**	**$1,800**	**$0**	**$1,800**	**0.00%**	**$0**
323 TRUCK TELEPHONE SYSTEM	$0	$0	$0	$0	$0	$0	$0	$25	$0	$25	0.00%	$0
324 CELL PHONES	$0	$0	$0	$0	$0	$0	$0	$600	$0	$600	0.00%	$0
326 WIRELESS DATA SERVICES	$0	$0	$0	$0	$0	$0	$0	$0	$0	$0	0.00%	$0
TOTAL FACILITIES OPERATIONS/MAINTENANCE	**$0**	**$0**	**$0**	**$0**	**$0**	**$0**	**$0**	**$625**	**$0**	**$625**	**0.00%**	**$0**

462 EQUIPMENT REPAIRS/MAINT	$0	$0	$0	$0	$0	$0	$0	$0	$0	$0	0.00%	$0
TOTAL EQUIPMENT	**$0**	**$0**	**$0**	**$0**	**$0**	**$0**	**$0**	**$0**	**$0**	**$0**	**0.00%**	**$0**
OPERATIONS/MAINTENANCE												
519 OTHER PROFESSIONAL SERVICES	$0	$0	$0	$0	$0	$0	$0	$4,000	$0	$4,000	0.00%	$0
521 COUNTY RECORDING FEES	$0	$0	$0	$0	$0	$0	$0	$0	$0	$0	0.00%	$0
529 ELECTION JUDGE SERVICES	$0	$0	$0	$0	$0	$0	$0	$0	$0	$0	0.00%	$0
TOTAL CONTRACT SERVICES AND FEES	**$0**	**$0**	**$0**	**$0**	**$0**	**$0**	**$0**	**$4,000**	**$0**	**$4,000**	**0.00%**	**$0**
TOTAL GENERAL FUND | CITY CLERK	**$0**	**$0**	**$0**	**$0**	**$0**	**$0**	**$0**	**$133,012**	**$0**	**$133,012**	**0.00%**	**$0**

CITY OF TAYLOR
ORGUNIT DETAILS

ORGUNIT: 100-512
FUND: 100 GENERAL FUND
DEPARTMENT: 512 FINANCE
DEPTDIV: GENERAL FUND | FINANCE

	FY 2018	FY 2019	FY 2020	FY 2021				FY 2022				FY 2023
ACCOUNTS / CATEGORIES	ACTUAL	ACTUAL	ACTUAL	BUDGET	AMENDED	ACTUAL	ESTIMATED	BASE	PACKAGES	PROPOSED	% CHG	PLANNING
111 REGULAR FULL TIME	$259,726	$299,639	$317,303	$326,843	$0	$0	$332,060	$363,285	$85,000	$448,285	37.16%	$0
114 OVERTIME	$0	$0	$0	$0	$0	$0	$0	$0	$0	$0	0.00%	$0
115 LONGEVITY PAY	$2,112	$2,304	$2,544	$2,736	$0	$0	$2,700	$1,600	$0	$1,600	-41.52%	$0
116 REGULAR PART TIME	$0	$0	$0	$0	$0	$0	$0	$0	$0	$0	0.00%	$0
117 TEMPORARY/SEASONAL	$0	$0	$0	$0	$0	$0	$0	$0	$0	$0	0.00%	$0
118 INSURANCE ALLOWANCE	$969	$1,846	$1,210	$1,200	$0	$0	$1,200	$1,200	$0	$1,200	0.00%	$0
119 CERTIFICATION PAY	$0	$140	$0	$0	$0	$0	$0	$0	$0	$0	0.00%	$0
120 UNUM LIFE	$667	$629	$874	$741	$0	$0	$740	$740	$0	$740	-0.13%	$0
121 FICA SOCIAL SECURITY	$17,965	$22,298	$23,360	$25,380	$0	$0	$25,800	$28,090	$0	$28,090	10.68%	$0
122 WORKERS COMPENSATION	$608	$890	$856	$670	$0	$0	$670	$670	$0	$670	0.00%	$0
123 STATE UNEMPLOYMENT TAXES	$885	$201	$720	$810	$0	$0	$810	$810	$0	$810	0.00%	$0
124 RETIREMENT-TMRS	$31,818	$36,369	$41,042	$44,076	$0	$0	$44,800	$47,125	$0	$47,125	6.92%	$0
126 HEALTH INSURANCE	$25,826	$31,986	$29,525	$27,069	$0	$0	$27,000	$31,000	$0	$31,000	14.52%	$0
127 DENTAL INSURANCE	$1,567	$1,231	$1,804	$1,552	$0	$0	$1,550	$1,580	$0	$1,580	1.80%	$0
128 LONG TERM DISABILITY	$786	$851	$948	$981	$0	$0	$980	$1,050	$0	$1,050	7.03%	$0
129 VISION INSURANCE	$169	$204	$253	$238	$0	$0	$240	$250	$0	$250	5.04%	$0
131 UNIFORMS (BUY)	$0	$35	$0	$0	$0	$0	$0	$0	$0	$0	0.00%	$0
133 BUSINESS- TRANSPORTATION	$0	$0	$0	$0	$0	$0	$0	$0	$0	$0	0.00%	$0
135 BUSINESS MEALS	$0	$10	$30	$0	$0	$0	$0	$0	$0	$0	0.00%	$0
141 WORKSHOP TRAINING	$418	$0	$335	$985	$0	$0	$985	$500	$0	$500	-49.24%	$0
142 PROFESSIONAL CONFERENCES	$565	$1,535	$0	$820	$0	$0	$0	$1,970	$0	$1,970	140.24%	$0
143 MEMBERSHIPS AND DUES	$2,190	$2,945	$1,235	$1,795	$0	$0	$2,470	$2,470	$0	$2,470	37.60%	$0
144 SUBSCRIPTIONS AND BOOKS	$13	$0	$639	$600	$0	$0	$600	$600	$0	$600	0.00%	$0
145 TUITION	$0	$0	$0	$0	$0	$0	$0	$0	$0	$0	0.00%	$0
146 TRAINING- TRANSPORTATION	$146	$1,155	$209	$120	$0	$0	$120	$520	$0	$520	333.33%	$0
147 TRAINING- LODGING	$0	$322	$2,119	$0	$0	$0	$0	$1,800	$0	$1,800	0.00%	$0
148 TRAINING- MEALS	$0	$29	$45	$90	$0	$0	$0	$490	$0	$490	444.44%	$0
TOTAL EMPLOYEE SERVICES	**$346,430**	**$404,618**	**$425,051**	**$436,706**	**$0**	**$0**	**$442,725**	**$485,750**	**$85,000**	**$570,750**	**30.69%**	**$0**
211 GENERAL OFFICE SUPPLIES	$2,475	$2,380	$1,084	$2,450	$0	$0	$2,450	$2,450	$0	$2,450	0.00%	$0
214 COMPUTER SUPPLIES	$1,000	$1,381	$946	$500	$0	$0	$500	$500	$0	$500	0.00%	$0
215 POSTAGE	$1,841	$1,735	$1,611	$2,000	$0	$0	$2,000	$2,000	$0	$2,000	0.00%	$0
232 FOOD/MEALS	$28	$237	$0	$0	$0	$0	$0	$0	$0	$0	0.00%	$0
236 MISC OCCASIONS	$0	$691	$0	$0	$0	$0	$0	$0	$0	$0	0.00%	$0
261 OFFICE FURNITURE	$1,461	$230	$1,259	$0	$0	$0	$0	$0	$0	$0	0.00%	$0
264 COMPUTER ACCESSORIES	$0	$0	$0	$0	$0	$0	$0	$0	$0	$0	0.00%	$0
266 GENERAL ELECTRONIC EQUIPMENT	$105	$111	$0	$0	$0	$0	$0	$0	$0	$0	0.00%	$0
267 COMPUTERS	$991	$2,791	$1,879	$0	$0	$0	$0	$2,000	$0	$2,000	0.00%	$0
269 OTHER OFFICE EQUIPMENT	$0	$0	$0	$0	$0	$0	$0	$0	$0	$0	0.00%	$0
TOTAL OPERATIONAL SUPPLIES AND EQUIPMENT	**$7,901**	**$9,556**	**$6,780**	**$4,950**	**$0**	**$0**	**$4,950**	**$6,950**	**$0**	**$6,950**	**40.40%**	**$0**
323 TRUNK TELEPHONE SYSTEM	$31	$0	$0	$45	$0	$0	$0	$25	$0	$25	-44.44%	$0

324 CELL PHONES	$470	$935	$647	$600	$0	$0	$1,250	$1,200	$0	$1,200	100.00%	$0
326 WIRELESS DATA SERVICES	$352	$224	$0	$0	$0	$0	$0	$0	$0	$0	0.00%	$0
TOTAL FACILITIES OPERATIONS / MAINTENANCE	**$854**	**$1,158**	**$647**	**$645**	**$0**	**$0**	**$1,250**	**$1,225**	**$0**	**$1,225**	**89.92%**	**$0**
461 OFFICE EQUIPMENT RENTAL	$0	$0	$0	$0	$0	$0	$0	$0	$0	$0	0.00%	$0
462 EQUIPMENT REPAIRS/MAINT	$1,806	$1,884	$2,017	$1,930	$0	$0	$1,930	$1,930	$0	$1,930	0.00%	$0
TOTAL EQUIPMENT OPERATIONS / MAINTENANCE	**$1,806**	**$1,884**	**$2,017**	**$1,930**	**$0**	**$0**	**$1,930**	**$1,930**	**$0**	**$1,930**	**0.00%**	**$0**
513 AUDIT SERVICES	$35,625	$32,750	$38,125	$33,800	$0	$0	$38,300	$39,300	$0	$39,300	16.27%	$0
519 OTHER PROFESSIONAL SERVICES	$0	$10,857	$0	$0	$0	$0	$0	$0	$0	$0	0.00%	$5,000
522 INSURANCE AND BONDS	$0	$0	$0	$0	$0	$0	$0	$0	$0	$0	0.00%	$0
523 OUTSIDE PRINTING	$531	$2,538	$1,933	$2,500	$0	$0	$2,500	$2,500	$0	$2,500	0.00%	$0
527 DELIVERY, COURIER SERVICE	$286	$144	$0	$205	$0	$0	$205	$205	$0	$205	0.00%	$0
528 ADVERTISING	$1,274	$698	$945	$1,000	$0	$0	$1,000	$1,000	$0	$1,000	0.00%	$0
532 SOFTWARE MAINT/LICENSE	$22,868	$23,713	$36,030	$25,400	$0	$0	$25,332	$25,400	$0	$25,400	0.00%	$0
533 CAD ENTITY FEE	$52,489	$53,241	$58,819	$60,000	$0	$0	$61,300	$63,000	$0	$63,000	5.00%	$0
536 EXTENDED MAINTENANCE WARRANTY	$0	$0	$0	$0	$0	$0	$0	$0	$0	$0	0.00%	$0
537 BANK FINANCE CHARGES	$296	$55	$363	$355	$0	$0	$355	$12,055	$0	$12,055	3295.77%	$0
538 COUNTY TAX COLLECTION FEE	$2,053	$2,049	$2,058	$2,200	$0	$0	$2,080	$2,200	$0	$2,200	0.00%	$0
539 OTHER CONTRACT SERVICES	$30,762	$39,316	$33,205	$34,300	$0	$0	$34,205	$34,300	$0	$34,300	0.00%	$0
TOTAL CONTRACT SERVICES AND FEES	**$146,184**	**$165,361**	**$171,477**	**$159,760**	**$0**	**$0**	**$165,277**	**$179,960**	**$0**	**$179,960**	**12.64%**	**$5,000**
711 OFFICE FURNITURE	$0	$0	$0	$0	$0	$0	$0	$0	$0	$0	0.00%	$0
714 COMPUTER EQUIPMENT	$0	$0	$0	$0	$0	$0	$0	$0	$0	$0	0.00%	$0
TOTAL CAPITAL OUTLAY	**$0**	**$0**	**$0**	**$0**	**$0**	**$0**	**$0**	**$0**	**$0**	**$0**	**0.00%**	**$0**
816 SALES TAX REBATE	$31,997	$0	$0	$0	$0	$0	$0	$0	$0	$0	0.00%	$0
817 PROPERTY TAX REBATE	$13,523	$11,385	$0	$0	$0	$0	$0	$0	$0	$0	0.00%	$0
819 OTHER CONTRIBUTIONS	$0	$0	$0	$0	$0	$0	$0	$0	$0	$0	0.00%	$0
832 PAYMENT OF CLAIMS	$0	$0	$0	$0	$0	$0	$0	$0	$0	$0	0.00%	$0
TOTAL CONTRIBUTIONS / CONTINGENCY	**$45,521**	**$11,385**	**$0**	**$0**	**$0**	**$0**	**$0**	**$0**	**$0**	**$0**	**0.00%**	**$0**
TOTAL GENERAL FUND | FINANCE	**$548,696**	**$593,961**	**$605,972**	**$603,991**	**$0**	**$0**	**$616,132**	**$675,815**	**$85,000**	**$760,815**	**25.96%**	**$5,000**

CITY OF TAYLOR
ORGUNIT DETAILS

ORGUNIT: 100-516
FUND: 100 GENERAL FUND
DEPARTMENT: 516 MUNICIPAL COURT
DEPTDIV: GENERAL FUND | MUNICIPAL COURT

	FY 2018	FY 2019	FY 2020	FY 2021				FY 2022				FY 2023
ACCOUNTS / CATEGORIES	ACTUAL	ACTUAL	ACTUAL	BUDGET	AMENDED	ACTUAL	ESTIMATED	BASE	PACKAGES	PROPOSED	% CHG	PLANNING
111 REGULAR FULL TIME	$175,957	$160,230	$148,335	$173,048	$0	$0	$176,460	$180,000	$0	$180,000	4.02%	$0
114 OVERTIME	$1,626	$1,546	$1,644	$2,000	$0	$0	$2,000	$3,000	$0	$3,000	50.00%	$0
115 LONGEVITY PAY	$1,008	$912	$1,056	$2,112	$0	$0	$1,872	$2,112	$0	$2,112	0.00%	$0
116 REGULAR PART TIME	$40,207	$41,289	$42,871	$42,527	$0	$0	$42,527	$43,800	$0	$43,800	2.99%	$0
117 TEMPORARY/SEASONAL	$0	$1,210	$2,722	$0	$0	$0	$0	$0	$0	$0	0.00%	$0
118 INSURANCE ALLOWANCE	$0	$0	$0	$0	$0	$0	$0	$0	$0	$0	0.00%	$0
119 CERTIFICATION PAY	$120	$0	$0	$0	$0	$0	$0	$0	$0	$0	0.00%	$0
120 UNUM LIFE	$421	$320	$389	$492	$0	$0	$380	$380	$0	$380	-22.76%	$0
121 FICA SOCIAL SECURITY	$15,613	$15,260	$14,786	$16,703	$0	$0	$16,970	$17,300	$0	$17,300	3.57%	$0
122 WORKERS COMPENSATION	$540	$669	$766	$600	$0	$0	$400	$400	$0	$400	-33.33%	$0
123 STATE UNEMPLOYMENT TAXES	$817	$55	$580	$810	$0	$0	$810	$810	$0	$810	0.00%	$0
124 RETIREMENT-TMRS	$21,595	$19,779	$20,167	$29,530	$0	$0	$24,000	$24,400	$0	$24,400	-17.37%	$0
126 HEALTH INSURANCE	$27,372	$30,755	$23,989	$27,066	$0	$0	$27,000	$31,000	$0	$31,000	14.53%	$0
127 DENTAL INSURANCE	$1,257	$1,124	$1,155	$1,552	$0	$0	$1,200	$1,200	$0	$1,200	-22.68%	$0
128 LONG TERM DISABILITY	$521	$468	$455	$647	$0	$0	$530	$530	$0	$530	-18.08%	$0
129 VISION INSURANCE	$184	$159	$166	$238	$0	$0	$200	$200	$0	$200	-15.97%	$0
131 UNIFORMS (BUY)	$169	$321	$210	$450	$0	$0	$450	$450	$0	$450	0.00%	$0
135 BUSINESS MEALS	$319	$235	$278	$350	$0	$0	$350	$350	$0	$350	0.00%	$0
141 WORKSHOP TRAINING	$1,400	$1,509	$2,580	$3,000	$0	$0	$3,000	$4,825	$0	$4,825	60.83%	$0
142 PROFESSIONAL CONFERENCES	$480	$300	$0	$540	$0	$0	$540	$540	$0	$540	0.00%	$0
143 MEMBERSHIPS AND DUES	$650	$535	$490	$695	$0	$0	$695	$695	$0	$695	0.00%	$0
144 SUBSCRIPTIONS AND BOOKS	$292	$73	$114	$250	$0	$0	$250	$250	$0	$250	0.00%	$0
146 TRAINING- TRANSPORTATION	$1,178	$697	$194	$2,000	$0	$0	$2,000	$2,060	$0	$2,060	3.00%	$0
147 TRAINING- LODGING	$1,208	$1,234	$200	$1,545	$0	$0	$1,545	$2,000	$0	$2,000	29.45%	$0
148 TRAINING- MEALS	$560	$109	$224	$800	$0	$0	$800	$1,300	$0	$1,300	62.50%	$0
TOTAL EMPLOYEE SERVICES	**$293,493**	**$278,788**	**$263,372**	**$306,955**	**$0**	**$0**	**$303,979**	**$317,602**	**$0**	**$317,602**	**3.47%**	**$0**
211 GENERAL OFFICE SUPPLIES	$6,632	$6,414	$2,027	$2,000	$0	$0	$2,000	$2,000	$0	$2,000	0.00%	$0
213 PHOTOGRAPHIC SUPPLIES	$0	$0	$0	$0	$0	$0	$0	$0	$0	$0	0.00%	$0
214 COMPUTER SUPPLIES	$0	$0	$2,033	$3,100	$0	$0	$3,100	$3,100	$0	$3,100	0.00%	$0
215 POSTAGE	$3,323	$3,454	$2,200	$3,700	$0	$0	$3,700	$3,700	$0	$3,700	0.00%	$0
217 OFFICE SECURITY	$731	$765	$815	$0	$0	$0	$820	$820	$0	$820	0.00%	$0
232 FOOD/MEALS	$0	$0	$0	$0	$0	$0	$0	$0	$0	$0	0.00%	$0
233 CITY SPONSORED EVENTS	$0	$0	$0	$0	$0	$0	$0	$0	$0	$0	0.00%	$0
252 MEDICAL SUPPLIES	$0	$0	$726	$650	$0	$0	$650	$650	$0	$650	0.00%	$0
259 MISC. SUPPLIES	$0	$0	$0	$0	$0	$0	$0	$0	$0	$0	0.00%	$0
261 OFFICE FURNITURE	$1,441	$0	$0	$0	$0	$0	$0	$0	$0	$0	0.00%	$0
262 COMMUNICATION EQUIPMENT	$0	$0	$0	$0	$0	$0	$0	$0	$0	$0	0.00%	$0
264 COMPUTER ACCESSORIES	$1,960	$0	$0	$0	$0	$0	$0	$0	$0	$0	0.00%	$0
266 GENERAL ELECTRONIC EQUIPMENT	$0	$0	$0	$0	$0	$0	$0	$0	$0	$0	0.00%	$0
267 COMPUTERS	$0	$1,783	$918	$0	$0	$0	$0	$0	$0	$0	0.00%	$0
269 OTHER OFFICE EQUIPMENT	$0	$0	$0	$0	$0	$0	$0	$0	$0	$0	0.00%	$0

TOTAL OPERATIONAL SUPPLIES AND EQUIPMENT	**$14,087**	**$12,417**	**$8,718**	**$9,450**	**$0**	**$0**	**$10,270**	**$10,270**	**$0**	**$10,270**	**8.68%**	**$0**
321 LIGHT AND POWER	$1,840	$1,877	$1,323	$1,902	$0	$0	$1,500	$1,900	$0	$1,900	-0.11%	$0
322 NATURAL GAS, PROPANE	$646	$722	$691	$636	$0	$0	$850	$750	$0	$750	17.92%	$0
323 TRUNK TELEPHONE SYSTEM	$2,234	$2,285	$2,388	$2,125	$0	$0	$2,600	$2,600	$0	$2,600	22.35%	$0
324 CELL PHONES	$470	$747	$1,227	$600	$0	$0	$2,000	$2,000	$0	$2,000	233.33%	$0
326 WIRELESS DATA SERVICES	$352	$389	$785	$750	$0	$0	$912	$912	$0	$912	21.60%	$0
351 JANITORIAL SERVICES-CONTRACT	$0	$0	$0	$0	$0	$0	$0	$0	$0	$0	0.00%	$0
352 CLEANING SUPPLIES	$0	$0	$0	$0	$0	$0	$0	$0	$0	$0	0.00%	$0
353 CLEANING SUPPLIES	$0	$0	$0	$0	$0	$0	$0	$0	$0	$0	0.00%	$0
TOTAL FACILITIES OPERATIONS / MAINTENANCE	**$5,543**	**$6,019**	**$6,413**	**$6,013**	**$0**	**$0**	**$7,862**	**$8,162**	**$0**	**$8,162**	**35.74%**	**$0**
461 OFFICE EQUIPMENT RENTAL	$631	$631	$526	$650	$0	$0	$650	$900	$0	$900	38.46%	$0
462 EQUIPMENT REPAIRS/MAINT	$469	$1,200	$2,219	$1,000	$0	$0	$1,000	$2,200	$0	$2,200	120.00%	$0
TOTAL EQUIPMENT OPERATIONS / MAINTENANCE	**$1,099**	**$1,831**	**$2,745**	**$1,650**	**$0**	**$0**	**$1,650**	**$3,100**	**$0**	**$3,100**	**87.88%**	**$0**
511 LEGAL SERVICES	$44,685	$42,876	$27,990	$45,000	$0	$0	$45,000	$45,000	$0	$45,000	0.00%	$0
518 WARRANTS	$50	$1,350	$4,300	$4,000	$0	$0	$4,000	$4,000	$0	$4,000	0.00%	$0
523 OUTSIDE PRINTING	$3,203	$3,061	$1,356	$3,300	$0	$0	$3,300	$3,300	$0	$3,300	0.00%	$0
526 TESTING/CERT. PERMITS	$0	$75	$0	$225	$0	$0	$225	$225	$0	$225	0.00%	$0
528 ADVERTISING	$0	$0	$0	$0	$0	$0	$1,200	$1,200	$0	$1,200	0.00%	$0
529 ELECTION JUDGE/JURY SERVICE	$0	$324	$192	$200	$0	$0	$200	$200	$0	$200	0.00%	$0
532 SOFTWARE MAINT/LICENSE	$12,213	$17,876	$30,765	$17,354	$0	$0	$17,354	$28,020	$0	$28,020	61.46%	$0
536 EXTENDED MAINTENANCE WARRANTY	$0	$0	$0	$0	$0	$0	$0	$0	$0	$0	0.00%	$0
537 BANK FINANCE CHARGES	$0	$0	$0	$0	$0	$0	$0	$0	$0	$0	0.00%	$0
539 OTHER CONTRACT SERVICES	$6,683	$9,528	$7,360	$10,000	$0	$0	$10,000	$11,000	$0	$11,000	10.00%	$0
TOTAL CONTRACT SERVICES AND FEES	**$66,834**	**$75,090**	**$71,963**	**$80,079**	**$0**	**$0**	**$81,279**	**$92,945**	**$0**	**$92,945**	**16.07%**	**$0**
711 OFFICE FURNITURE	$0	$0	$0	$0	$0	$0	$0	$0	$0	$0	0.00%	$0
712 COMMUNICATION EQUIPMENT	$0	$0	$0	$0	$0	$0	$0	$0	$0	$0	0.00%	$0
714 COMPUTER EQUIPMENT	$0	$0	$0	$0	$0	$0	$0	$0	$0	$0	0.00%	$0
TOTAL CAPITAL OUTLAY	**$0**	**$0**	**$0**	**$0**	**$0**	**$0**	**$0**	**$0**	**$0**	**$0**	**0.00%**	**$0**
TOTAL GENERAL FUND | MUNICIPAL COURT	**$381,057**	**$374,145**	**$353,211**	**$404,147**	**$0**	**$0**	**$405,040**	**$432,079**	**$0**	**$432,079**	**6.91%**	**$0**

CITY OF TAYLOR
ORGUNIT DETAILS

ORGUNIT: 100-522
FUND: 100 GENERAL FUND
DEPARTMENT: 522 DEVELOPMENT SERVICES
DEPTDIV: GENERAL FUND | DEVELOPMENT SERVICES

	FY 2018	FY 2019	FY 2020	FY 2021				FY 2022				FY 2023
ACCOUNTS / CATEGORIES	ACTUAL	ACTUAL	ACTUAL	BUDGET	AMENDED	ACTUAL	ESTIMATED	BASE	PACKAGES	PROPOSED	% CHG	PLANNING
111 REGULAR FULL TIME	$356,056	$428,189	$513,014	$509,114	$0	$0	$520,800	$536,430	$60,000	$596,430	17.15%	$0
114 OVERTIME	$482	$672	$229	$960	$0	$0	$960	$960	$0	$960	0.00%	$0
115 LONGEVITY PAY	$528	$624	$432	$816	$0	$0	$820	$1,100	$0	$1,100	34.80%	$0
116 REGULAR PART TIME	$0	$0	$0	$0	$0	$0	$0	$0	$0	$0	0.00%	$0
118 INSURANCE ALLOWANCE	$1,661	$1,200	$1,210	$0	$0	$0	$1,200	$1,200	$0	$1,200	0.00%	$0
119 CERTIFICATION PAY	$100	$240	$480	$0	$0	$0	$0	$0	$0	$0	0.00%	$0
120 UNUM LIFE	$907	$907	$1,641	$1,246	$0	$0	$1,250	$1,250	$0	$1,250	0.32%	$0
121 FICA SOCIAL SECURITY	$24,601	$32,237	$38,707	$39,126	$0	$0	$39,780	$41,340	$0	$41,340	5.66%	$0
122 WORKERS COMPENSATION	$1,292	$1,777	$1,926	$1,536	$0	$0	$1,540	$1,540	$0	$1,540	0.26%	$0
123 STATE UNEMPLOYMENT TAXES	$1,340	$271	$1,172	$1,296	$0	$0	$1,300	$1,300	$0	$1,300	0.31%	$0
124 RETIREMENT-TMRS	$43,118	$52,491	$65,865	$67,948	$0	$0	$69,100	$72,520	$0	$72,520	6.73%	$0
126 HEALTH INSURANCE	$36,108	$46,098	$48,262	$47,364	$0	$0	$51,600	$54,250	$0	$54,250	14.54%	$0
127 DENTAL INSURANCE	$1,997	$1,974	$2,416	$2,482	$0	$0	$2,500	$2,550	$0	$2,550	2.74%	$0
128 LONG TERM DISABILITY	$1,018	$1,294	$1,505	$1,527	$0	$0	$1,610	$1,610	$0	$1,610	5.44%	$0
129 VISION INSURANCE	$292	$294	$398	$381	$0	$0	$380	$390	$0	$390	2.36%	$0
131 UNIFORMS (BUY)	$155	$996	$998	$1,000	$0	$0	$1,000	$1,000	$100	$1,100	10.00%	$0
133 BUSINESS- TRANSPORTATION	$0	$0	$0	$0	$0	$0	$0	$0	$0	$0	0.00%	$0
134 BUSINESS LODGING	$0	$0	$0	$0	$0	$0	$0	$0	$0	$0	0.00%	$0
141 WORKSHOP TRAINING	$1,115	$1,618	$2,330	$2,800	$0	$0	$3,100	$3,100	$0	$3,100	10.71%	$300
142 PROFESSIONAL CONFERENCES	$1,805	$3,305	$2,464	$4,400	$0	$0	$6,500	$6,500	$500	$7,000	59.09%	$5,200
143 MEMBERSHIPS AND DUES	$2,000	$2,101	$3,028	$4,400	$0	$0	$4,705	$4,700	$750	$5,450	23.86%	$0
144 SUBSCRIPTIONS AND BOOKS	$1,163	$216	$984	$600	$0	$0	$2,000	$2,000	$0	$2,000	233.33%	$1,400
145 TUITION	$0	$0	$0	$0	$0	$0	$0	$0	$0	$0	0.00%	$0
146 TRAINING- TRANSPORTATION	$319	$1,096	$255	$1,200	$0	$0	$1,800	$1,800	$0	$1,800	50.00%	$3,100
147 TRAINING- LODGING	$1,518	$1,474	$1,975	$3,700	$0	$0	$8,875	$8,875	$0	$8,875	139.86%	$5,400
148 TRAINING- MEALS	$504	$190	$53	$2,000	$0	$0	$3,120	$3,120	$0	$3,120	56.00%	$1,800
TOTAL EMPLOYEE SERVICES	**$478,078**	**$579,263**	**$689,345**	**$693,896**	**$0**	**$0**	**$723,940**	**$747,535**	**$61,350**	**$808,885**	**16.57%**	**$17,200**
211 GENERAL OFFICE SUPPLIES	$3,160	$3,008	$2,778	$3,360	$0	$0	$3,360	$3,360	$150	$3,510	4.46%	$0
213 PHOTOGRAPHIC SUPPLIES	$0	$0	$0	$0	$0	$0	$0	$0	$0	$0	0.00%	$0
214 COMPUTER SUPPLIES	$3,237	$2,732	$631	$3,700	$0	$0	$3,500	$3,700	$0	$3,700	0.00%	$0
215 POSTAGE	$759	$524	$283	$4,500	$0	$0	$2,200	$4,500	$0	$4,500	0.00%	$0
232 FOOD/MEALS	$752	$350	$246	$400	$0	$0	$400	$400	$0	$400	0.00%	$0
233 CITY SPONSORED EVENTS	$2,421	$713	$233	$1,000	$0	$0	$2,000	$2,000	$0	$2,000	100.00%	$2,000
236 MISC OCCASIONS	$0	$0	$0	$0	$0	$0	$0	$0	$0	$0	0.00%	$0
256 MINOR TOOLS/INSTRUMENTS	$0	$62	$0	$0	$0	$0	$0	$0	$0	$0	0.00%	$0
259 MISC. SUPPLIES	$0	$0	$0	$0	$0	$0	$0	$0	$0	$0	0.00%	$0
261 OFFICE FURNITURE	$693	$0	$280	$0	$0	$0	$0	$0	$1,000	$1,000	0.00%	$0
263 PHOTOGRAPHIC EQUIPMENT	$0	$0	$0	$0	$0	$0	$0	$0	$0	$0	0.00%	$0
264 COMPUTER ACCESSORIES	$1,305	$0	$0	$0	$0	$0	$0	$0	$0	$0	0.00%	$0
267 COMPUTERS	$3,245	$1,817	$7,672	$1,700	$0	$0	$1,700	$0	$1,500	$1,500	-11.76%	$0
269 OTHER OFFICE EQUIPMENT	$0	$0	$18	$0	$0	$0	$0	$0	$0	$0	0.00%	$0

TOTAL OPERATIONAL SUPPLIES AND EQUIPMENT	**$15,572**	**$9,206**	**$12,141**	**$14,660**	**$0**	**$0**	**$13,160**	**$13,960**	**$2,650**	**$16,610**	**13.30%**	**$2,000**
323 TRUNK TELEPHONE SYSTEM	$31	$0	$0	$135	$0	$0	$0	$25	$0	$25	-81.48%	$0
324 CELL PHONES	$2,522	$3,195	$3,911	$3,300	$0	$0	$4,000	$4,000	$600	$4,600	39.39%	$0
326 WIRELESS DATA SERVICES	$705	$777	$370	$912	$0	$0	$0	$0	$0	$0	-100.00%	$0
TOTAL FACILITIES OPERATIONS / MAINTENANCE	**$3,258**	**$3,972**	**$4,281**	**$4,347**	**$0**	**$0**	**$4,000**	**$4,025**	**$600**	**$4,625**	**6.40%**	**$0**
414 MOTOR VEHICLE RENTAL	$13,000	$13,800	$13,550	$14,000	$0	$0	$13,550	$10,000	$0	$10,000	-28.57%	$0
419 REPLACEMENT FUND CONTRIBUTION	$11,284	$8,686	$15,813	$5,720	$0	$0	$5,719	$0	$0	$0	-100.00%	$0
421 FUEL, OIL, LUBRICANTS	$0	$0	$0	$0	$0	$0	$0	$0	$0	$0	0.00%	$0
423 TIRES/BATTERIES/FILTERS/HOSES	$0	$0	$0	$0	$0	$0	$0	$0	$0	$0	0.00%	$0
434 ELECTRIC MOTOR MAINT/REPAIR	$0	$0	$0	$0	$0	$0	$0	$0	$0	$0	0.00%	$0
461 OFFICE EQUIPMENT RENTAL	$0	$0	$0	$0	$0	$0	$0	$0	$0	$0	0.00%	$0
462 EQUIPMENT REPAIRS/MAINT	$1,034	$1,251	$1,215	$1,150	$0	$0	$1,150	$1,150	$0	$1,150	0.00%	$0
TOTAL EQUIPMENT OPERATIONS / MAINTENANCE	**$25,318**	**$23,737**	**$30,578**	**$20,870**	**$0**	**$0**	**$20,419**	**$11,150**	**$0**	**$11,150**	**-46.57%**	**$0**
515 PERMITS BY GRANT	$0	$0	$0	$0	$0	$0	$0	$0	$0	$0	0.00%	$0
519 OTHER PROFESSIONAL SERVICES	$0	$0	$0	$0	$0	$0	$0	$0	$0	$0	0.00%	$0
521 COUNTY RECORDING FEES	$0	$1,010	$0	$200	$0	$0	$1,000	$200	$0	$200	0.00%	$1,000
522 INSURANCE AND BONDS	$0	$0	$0	$0	$0	$0	$0	$0	$0	$0	0.00%	$0
523 OUTSIDE PRINTING	$630	$876	$1,115	$500	$0	$0	$1,115	$500	$0	$500	0.00%	$0
526 TESTING/CERT. PERMITS	$0	$0	$0	$0	$0	$0	$0	$0	$0	$0	0.00%	$0
527 DELIVERY, COURIER SERVICE	$0	$0	$0	$0	$0	$0	$0	$0	$0	$0	0.00%	$0
528 ADVERTISING	$3,122	$1,934	$1,675	$2,500	$0	$0	$2,500	$2,500	$0	$2,500	0.00%	$0
532 SOFTWARE MAINT/LICENSE	$22,433	$19,330	$23,665	$20,698	$0	$0	$30,098	$30,098	$0	$30,098	45.42%	$19,900
539 OTHER CONTRACT SERVICES	$174,242	$178,214	$344,258	$280,000	$0	$0	$505,000	$600,000	$50,000	$650,000	132.14%	$190,000
TOTAL CONTRACT SERVICES AND FEES	**$200,426**	**$201,365**	**$370,712**	**$303,898**	**$0**	**$0**	**$539,713**	**$633,298**	**$50,000**	**$683,298**	**124.84%**	**$210,900**
711 OFFICE FURNITURE	$0	$0	$0	$0	$0	$0	$0	$0	$0	$0	0.00%	$0
712 COMMUNICATION EQUIPMENT	$0	$0	$0	$0	$0	$0	$0	$0	$0	$0	0.00%	$0
714 COMPUTER EQUIPMENT	$0	$0	$0	$0	$0	$0	$0	$0	$0	$0	0.00%	$0
719 OTHER CAPITAL OUTLAY	$7,470	$0	$0	$0	$0	$0	$0	$0	$0	$0	0.00%	$0
723 MOTOR VEHICLES	$0	$0	$0	$0	$0	$0	$0	$0	$0	$0	0.00%	$0
TOTAL CAPITAL OUTLAY	**$7,470**	**$0**	**$0**	**$0**	**$0**	**$0**	**$0**	**$0**	**$0**	**$0**	**0.00%**	**$0**
819 OTHER CONTRIBUTIONS	$0	$0	$0	$0	$0	$0	$0	$0	$0	$0	0.00%	$0
833 PAYMENT OF REFUND	$0	$0	$0	$0	$0	$0	$0	$0	$0	$0	0.00%	$0
TOTAL CONTRIBUTIONS / CONTINGENCY	**$0**	**$0**	**$0**	**$0**	**$0**	**$0**	**$0**	**$0**	**$0**	**$0**	**0.00%**	**$0**
TOTAL GENERAL FUND | DEVELOPMENT SERVICES	**$730,122**	**$817,543**	**$1,107,057**	**$1,037,671**	**$0**	**$0**	**$1,301,232**	**$1,409,968**	**$114,600**	**$1,524,568**	**46.92%**	**$230,100**

CITY OF TAYLOR
ORGUNIT DETAILS

ORGUNIT: 100-524
FUND: 100 GENERAL FUND
DEPARTMENT: 524 MAIN STREET
DEPTDIV: GENERAL FUND | MAIN STREET

	FY 2018	FY 2019	FY 2020	FY 2021				FY 2022				FY 2023
ACCOUNTS / CATEGORIES	ACTUAL	ACTUAL	ACTUAL	BUDGET	AMENDED	ACTUAL	ESTIMATED	BASE	PACKAGES	PROPOSED	% CHG	PLANNING
111 REGULAR FULL TIME	$48,597	$58,405	$58,039	$62,000	$0	$0	$63,246	$65,780	$0	$65,780	6.10%	$0
114 OVERTIME	$0	$0	$0	$0	$0	$0	$0	$0	$0	$0	0.00%	$0
115 LONGEVITY PAY	$384	$432	$0	$48	$0	$0	$50	$100	$0	$100	108.33%	$0
118 INSURANCE ALLOWANCE	$1,200	$1,108	$0	$0	$0	$0	$0	$0	$0	$0	0.00%	$0
119 CERTIFICATION PAY	$0	$0	$0	$0	$0	$0	$0	$0	$0	$0	0.00%	$0
120 UNUM LIFE	$127	$126	$146	$143	$0	$0	$140	$140	$0	$140	-2.10%	$0
121 FICA SOCIAL SECRUITY	$3,687	$4,725	$4,117	$4,761	$0	$0	$4,860	$5,050	$0	$5,050	6.07%	$0
122 WORKERS COMPENSATION	$65	$155	$167	$131	$0	$0	$130	$130	$0	$130	-0.76%	$0
123 STATE UNEMPLOYMENT TAXES	$162	$52	$152	$162	$0	$0	$162	$162	$0	$162	0.00%	$0
124 RETIREMENT-TMRS	$6,069	$7,289	$7,260	$8,268	$0	$0	$8,435	$8,870	$0	$8,870	7.28%	$0
126 HEALTH INSURANCE	$0	$0	$6,151	$6,767	$0	$0	$7,380	$7,750	$0	$7,750	14.53%	$0
127 DENTAL INSURANCE	$0	$233	$222	$311	$0	$0	$310	$320	$0	$320	2.89%	$0
128 LONG TERM DISABILITY	$145	$143	$171	$186	$0	$0	$190	$200	$0	$200	7.53%	$0
129 VISION INSURANCE	$47	$33	$44	$48	$0	$0	$48	$50	$0	$50	4.17%	$0
133 BUSINESS- TRANSPORTATION	$0	$0	$0	$0	$0	$0	$0	$0	$0	$0	0.00%	$0
135 BUSINESS MEALS	$66	$211	$158	$550	$0	$0	$250	$800	$0	$800	45.45%	$1,100
141 WORKSHOP TRAINING	$0	$0	$0	$0	$0	$0	$230	$350	$0	$350	0.00%	$0
142 PROFESSIONAL CONFERENCES	$385	$660	$1,083	$1,300	$0	$0	$200	$1,400	$0	$1,400	7.69%	$0
143 MEMBERSHIPS AND DUES	$1,155	$1,155	$1,543	$1,550	$0	$0	$1,325	$1,325	$0	$1,325	-14.52%	$0
144 SUBSCRIPTIONS AND BOOKS	$18	$0	$0	$1,400	$0	$0	$1,724	$1,824	$0	$1,824	30.29%	$0
146 TRAINING- TRANSPORTATION	$764	$99	$258	$500	$0	$0	$0	$1,400	$0	$1,400	180.00%	$0
147 TRAINING- LODGING	$780	$475	$0	$1,400	$0	$0	$0	$2,200	$0	$2,200	57.14%	$0
148 TRAINING- MEALS	$45	$15	$88	$650	$0	$0	$0	$850	$0	$850	30.77%	$0
TOTAL EMPLOYEE SERVICES	**$63,696**	**$75,314**	**$79,599**	**$90,175**	**$0**	**$0**	**$88,680**	**$98,701**	**$0**	**$98,701**	**9.45%**	**$1,100**
211 GENERAL OFFICE SUPPLIES	$721	$927	$633	$1,000	$0	$0	$250	$1,000	$0	$1,000	0.00%	$0
213 PHOTOGRAPHIC SUPPLIES	$0	$0	$0	$0	$0	$0	$0	$0	$0	$0	0.00%	$0
214 COMPUTER SUPPLIES	$0	$0	$114	$450	$0	$0	$150	$650	$0	$650	44.44%	$0
215 POSTAGE	$0	$50	$12	$100	$0	$0	$80	$100	$0	$100	0.00%	$0
232 FOOD/MEALS	$0	$0	$0	$0	$0	$0	$0	$0	$0	$0	0.00%	$0
233 CITY SPONSORED EVENTS	$25,582	$22,094	$255	$17,000	$0	$0	$24,500	$17,000	$0	$17,000	0.00%	$0
234 FUND RAISING GOODS	$0	$0	$0	$0	$0	$0	$0	$0	$0	$0	0.00%	$0
235 MAIN STREET PROMO SUPPLIES	$165	$4	$400	$2,100	$0	$0	$1,600	$2,100	$0	$2,100	0.00%	$0
261 OFFICE FURNITURE	$0	$0	$0	$0	$0	$0	$0	$0	$0	$0	0.00%	$0
267 COMPUTERS	$1,444	$0	$0	$0	$0	$0	$0	$0	$0	$0	0.00%	$0
269 OTHER OFFICE EQUIPMENT	$0	$0	$0	$0	$0	$0	$0	$0	$0	$0	0.00%	$0
TOTAL OPERATIONAL SUPPLIES AND EQUIPMENT	**$27,912**	**$23,075**	**$1,414**	**$20,650**	**$0**	**$0**	**$26,580**	**$20,850**	**$0**	**$20,850**	**0.97%**	**$0**
323 TRUNK TELEPHONE SYSTEM	$15	$0	$0	$30	$0	$0	$0	$25	$0	$25	-16.67%	$0
324 CELL PHONES	$470	$647	$647	$600	$0	$0	$600	$600	$0	$600	0.00%	$0
TOTAL FACILITIES OPERATIONS / MAINTENANCE	**$486**	**$647**	**$647**	**$630**	**$0**	**$0**	**$600**	**$625**	**$0**	**$625**	**-0.79%**	**$0**
461 OFFICE EQUIPMENT RENTAL	$0	$0	$0	$0	$0	$0	$0	$0	$0	$0	0.00%	$0

462 EQUIPMENT REPAIRS/MAINT	$1,011	$864	$876	$1,000	$0	$0	$400	$1,000	$0	$1,000	0.00%	$0
TOTAL EQUIPMENT OPERATIONS / MAINTENANCE	**$1,011**	**$864**	**$876**	**$1,000**	**$0**	**$0**	**$400**	**$1,000**	**$0**	**$1,000**	**0.00%**	**$0**
512 ENGINEERING SERVICES	$0	$5,109	$0	$0	$0	$0	$0	$0	$0	$0	0.00%	$0
519 OTHER PROFESSIONAL SERVICES	$0	$0	$0	$0	$0	$0	$0	$0	$0	$0	0.00%	$0
523 OUTSIDE PRINTING	$137	$188	$0	$0	$0	$0	$0	$0	$0	$0	0.00%	$0
528 ADVERTISING	$0	$0	$0	$0	$0	$0	$0	$0	$0	$0	0.00%	$0
532 SOFTWARE MAINT/LICENSE	$0	$0	$0	$200	$0	$0	$0	$200	$0	$200	0.00%	$0
539 OTHER CONTRACT SERVICES	$2,307	$2,367	$2,652	$0	$0	$0	$0	$0	$0	$0	0.00%	$0
TOTAL CONTRACT SERVICES AND FEES	**$2,444**	**$7,664**	**$2,652**	**$200**	**$0**	**$0**	**$0**	**$200**	**$0**	**$200**	**0.00%**	**$0**
714 COMPUTER EQUIPMENT	$0	$0	$0	$0	$0	$0	$0	$0	$0	$0	0.00%	$0
TOTAL CAPITAL OUTLAY	**$0**	**$0**	**$0**	**$0**	**$0**	**$0**	**$0**	**$0**	**$0**	**$0**	**0.00%**	**$0**
819 OTHER CONTRIBUTIONS	$4,166	$876	$0	$0	$0	$0	$0	$0	$0	$0	0.00%	$0
TOTAL CONTRIBUTIONS / CONTINGENCY	**$4,166**	**$876**	**$0**	**$0**	**$0**	**$0**	**$0**	**$0**	**$0**	**$0**	**0.00%**	**$0**
TOTAL GENERAL FUND | MAIN STREET	**$99,714**	**$108,439**	**$85,188**	**$112,655**	**$0**	**$0**	**$116,260**	**$121,376**	**$0**	**$121,376**	**7.74%**	**$1,100**

CITY OF TAYLOR
ORGUNIT DETAILS

ORGUNIT: 100-527
FUND: 100 GENERAL FUND
DEPARTMENT: 527 MOODY MUSEUM
DEPTDIV: GENERAL FUND | MOODY MUSEUM

	FY 2018	FY 2019	FY 2020	FY 2021				FY 2022				FY 2023
ACCOUNTS / CATEGORIES	ACTUAL	ACTUAL	ACTUAL	BUDGET	AMENDED	ACTUAL	ESTIMATED	BASE	PACKAGES	PROPOSED	% CHG	PLANNING
142 PROFESSIONAL CONFERENCES	$0	$0	$0	$0	$0	$0	$0	$0	$0	$0	0.00%	$0
146 TRAINING- TRANSPORTATION	$0	$0	$0	$0	$0	$0	$0	$0	$0	$0	0.00%	$0
147 TRAINING- LODGING	$0	$0	$0	$0	$0	$0	$0	$0	$0	$0	0.00%	$0
148 TRAINING- MEALS	$0	$0	$0	$0	$0	$0	$0	$0	$0	$0	0.00%	$0
TOTAL EMPLOYEE SERVICES	**$0**	**$0**	**$0**	**$0**	**$0**	**$0**	**$0**	**$0**	**$0**	**$0**	**0.00%**	**$0**
211 GENERAL OFFICE SUPPLIES	$0	$0	$0	$0	$0	$0	$0	$0	$0	$0	0.00%	$0
214 COMPUTER SUPPLIES	$0	$0	$0	$200	$0	$0	$200	$200	$0	$200	0.00%	$0
215 POSTAGE	$0	$0	$0	$0	$0	$0	$0	$0	$0	$0	0.00%	$0
217 OFFICE SECURITY	$712	$1,401	$1,024	$1,200	$0	$0	$1,200	$1,200	$0	$1,200	0.00%	$0
254 BOTANICAL/LANDSCAPE	$0	$147	$0	$500	$0	$0	$500	$500	$0	$500	0.00%	$0
259 MISC. SUPPLIES	$0	$79	$800	$300	$0	$0	$300	$300	$0	$300	0.00%	$0
267 COMPUTERS	$0	$926	$0	$0	$0	$0	$0	$0	$0	$0	0.00%	$0
TOTAL OPERATIONAL SUPPLIES AND EQUIPMENT	**$712**	**$2,552**	**$1,824**	**$2,200**	**$0**	**$0**	**$2,200**	**$2,200**	**$0**	**$2,200**	**0.00%**	**$0**
321 LIGHT AND POWER	$2,105	$2,387	$2,296	$3,500	$0	$0	$3,000	$3,500	$0	$3,500	0.00%	$0
322 NATURAL GAS, PROPANE	$576	$585	$647	$650	$0	$0	$850	$750	$0	$750	15.38%	$0
326 WIRELESS DATA SERVICES	$352	$639	$662	$720	$0	$0	$800	$800	$0	$800	11.11%	$0
341 ROOFING REPAIRS	$0	$0	$0	$0	$0	$0	$0	$0	$0	$0	0.00%	$0
342 ELECTRICAL REPAIRS	$0	$0	$0	$0	$0	$0	$0	$0	$0	$0	0.00%	$0
348 GROUNDS MAINTENANCE	$0	$0	$0	$0	$0	$0	$0	$0	$0	$0	0.00%	$0
349 MISC REPAIRS/MAINT	$740	$565	$0	$1,000	$0	$0	$1,000	$1,000	$0	$1,000	0.00%	$0
351 JANITORIAL SERVICES-CONTRACT	$0	$0	$0	$0	$0	$0	$0	$0	$0	$0	0.00%	$0
352 CLEANING SUPPLIES	$0	$0	$0	$0	$0	$0	$0	$0	$0	$0	0.00%	$0
353 CLEANING SUPPLIES	$0	$0	$0	$0	$0	$0	$0	$0	$0	$0	0.00%	$0
TOTAL FACILITIES OPERATIONS / MAINTENANCE	**$3,773**	**$4,176**	**$3,606**	**$5,870**	**$0**	**$0**	**$5,650**	**$6,050**	**$0**	**$6,050**	**3.07%**	**$0**
512 ENGINEERING SERVICES	$0	$0	$0	$0	$0	$0	$0	$0	$0	$0	0.00%	$0
519 OTHER PROFESSIONAL SERVICES	$0	$0	$0	$0	$0	$0	$0	$0	$0	$0	0.00%	$0
522 INSURANCE AND BONDS	$0	$0	$0	$0	$0	$0	$0	$0	$0	$0	0.00%	$0
528 ADVERTISING	$0	$0	$0	$0	$0	$0	$0	$0	$0	$0	0.00%	$0
539 OTHER CONTRACT SERVICES	$1,226	$1,475	$2,050	$1,825	$0	$0	$1,825	$1,825	$0	$1,825	0.00%	$0
TOTAL CONTRACT SERVICES AND FEES	**$1,226**	**$1,475**	**$2,050**	**$1,825**	**$0**	**$0**	**$1,825**	**$1,825**	**$0**	**$1,825**	**0.00%**	**$0**
TOTAL GENERAL FUND | MOODY MUSEUM	**$5,712**	**$8,203**	**$7,480**	**$9,895**	**$0**	**$0**	**$9,675**	**$10,075**	**$0**	**$10,075**	**1.82%**	**$0**

CITY OF TAYLOR
ORGUNIT DETAILS

ORGUNIT: 100-532
FUND: 100 GENERAL FUND
DEPARTMENT: 532 PUBLIC LIBRARY
DEPTDIV: GENERAL FUND | PUBLIC LIBRARY

	FY 2018	FY 2019	FY 2020	FY 2021				FY 2022				FY 2023
ACCOUNTS / CATEGORIES	ACTUAL	ACTUAL	ACTUAL	BUDGET	AMENDED	ACTUAL	ESTIMATED	BASE	PACKAGES	PROPOSED	% CHG	PLANNING
111 REGULAR FULL TIME	$250,943	$250,137	$261,776	$263,687	$0	$0	$269,320	$280,250	$0	$280,250	6.28%	$0
114 OVERTIME	$20	$0	$120	$0	$0	$0	$0	$0	$0	$0	0.00%	$0
115 LONGEVITY PAY	$2,688	$984	$1,344	$1,488	$0	$0	$1,490	$1,820	$0	$1,820	22.31%	$0
116 REGULAR PART TIME	$12,711	$13,129	$6,186	$12,903	$0	$0	$2,978	$13,260	$0	$13,260	2.77%	$13,260
117 TEMPORARY/SEASONAL	$1,953	$1,695	$0	$0	$0	$0	$0	$1,752	$0	$1,752	0.00%	$0
118 INSURANCE ALLOWANCE	$3,600	$4,661	$3,952	$0	$0	$0	$2,400	$2,400	$0	$2,400	0.00%	$0
119 CERTIFICATION PAY	$0	$160	$240	$120	$0	$0	$120	$120	$0	$120	0.00%	$0
120 UNUM LIFE	$583	$566	$754	$666	$0	$0	$600	$600	$0	$600	-9.91%	$0
121 FICA SOCIAL SECURITY	$19,797	$20,823	$20,397	$21,471	$0	$0	$21,900	$23,350	$0	$23,350	8.75%	$0
122 WORKERS COMPENSATION	$725	$908	$810	$634	$0	$0	$600	$600	$0	$600	-5.36%	$0
123 STATE UNEMPLOYMENT TAXES	$1,450	$508	$1,028	$1,296	$0	$0	$1,200	$1,300	$0	$1,300	0.31%	$0
124 RETIREMENT-TMRS	$33,234	$32,712	$34,937	$37,287	$0	$0	$38,045	$40,400	$0	$40,400	8.35%	$0
126 HEALTH INSURANCE	$26,790	$23,996	$26,487	$27,066	$0	$0	$36,900	$38,760	$0	$38,760	43.21%	$0
127 DENTAL INSURANCE	$1,501	$853	$2,058	$1,861	$0	$0	$1,860	$1,900	$0	$1,900	2.10%	$0
128 LONG TERM DISABILITY	$738	$762	$780	$835	$0	$0	$835	$850	$0	$850	1.80%	$0
129 VISION INSURANCE	$234	$174	$234	$238	$0	$0	$240	$290	$0	$290	21.85%	$0
131 UNIFORMS (BUY)	$0	$0	$0	$0	$0	$0	$0	$0	$0	$0	0.00%	$0
133 BUSINESS- TRANSPORTATION	$0	$0	$0	$0	$0	$0	$0	$0	$0	$0	0.00%	$0
135 BUSINESS MEALS	$0	$0	$0	$0	$0	$0	$0	$0	$0	$0	0.00%	$0
141 WORKSHOP TRAINING	$0	$0	$0	$0	$0	$0	$0	$0	$0	$0	0.00%	$0
142 PROFESSIONAL CONFERENCES	$658	$690	$695	$730	$0	$0	$138	$740	$0	$740	1.37%	$760
143 MEMBERSHIPS AND DUES	$1,170	$1,037	$1,125	$1,155	$0	$0	$1,155	$1,205	$0	$1,205	4.33%	$0
144 SUBSCRIPTIONS AND BOOKS	$0	$0	$0	$0	$0	$0	$0	$0	$0	$0	0.00%	$0
146 TRAINING- TRANSPORTATION	$202	$28	$0	$147	$0	$0	$0	$181	$0	$181	23.13%	$0
147 TRAINING- LODGING	$1,674	$0	$0	$1,560	$0	$0	$0	$1,560	$0	$1,560	0.00%	$0
148 TRAINING- MEALS	$180	$22	$0	$210	$0	$0	$0	$280	$0	$280	33.33%	$0
TOTAL EMPLOYEE SERVICES	**$360,848**	**$353,847**	**$362,922**	**$373,354**	**$0**	**$0**	**$379,781**	**$411,618**	**$0**	**$411,618**	**10.25%**	**$14,020**
211 GENERAL OFFICE SUPPLIES	$8,117	$9,873	$4,744	$11,100	$0	$0	$8,000	$11,100	$0	$11,100	0.00%	$0
213 PHOTOGRAPHIC SUPPLIES	$0	$0	$0	$0	$0	$0	$0	$0	$0	$0	0.00%	$0
214 COMPUTER SUPPLIES	$3,189	$3,100	$3,051	$4,500	$0	$0	$4,000	$4,500	$0	$4,500	0.00%	$0
215 POSTAGE	$873	$2,112	$1,195	$2,100	$0	$0	$2,000	$2,100	$0	$2,100	0.00%	$0
217 OFFICE SECURITY	$1,078	$1,095	$1,070	$1,150	$0	$0	$1,100	$1,150	$0	$1,150	0.00%	$0
232 FOOD/MEALS	$0	$0	$0	$0	$0	$0	$0	$0	$0	$0	0.00%	$0
241 REFERENCE BOOKS/NEWSPAPER/MAG.	$2,222	$2,188	$2,474	$2,530	$0	$0	$2,550	$2,810	$0	$2,810	11.07%	$0
252 MEDICAL SUPPLIES	$200	$0	$0	$0	$0	$0	$0	$200	$0	$200	0.00%	$200
259 MISC. SUPPLIES	$0	$0	$0	$0	$0	$0	$0	$0	$0	$0	0.00%	$0
267 COMPUTERS	$0	$7,960	$0	$5,200	$0	$0	$0	$4,200	$0	$4,200	-19.23%	$4,800
269 OTHER OFFICE EQUIPMENT	$0	$699	$39,782	$0	$0	$0	$0	$0	$0	$0	0.00%	$0
TOTAL OPERATIONAL SUPPLIES AND EQUIPMENT	**$15,679**	**$27,026**	**$52,316**	**$26,580**	**$0**	**$0**	**$17,650**	**$26,060**	**$0**	**$26,060**	**-1.96%**	**$5,000**
321 LIGHT AND POWER	$15,837	$15,427	$10,509	$16,000	$0	$0	$12,000	$16,500	$0	$16,500	3.13%	$0

322 NATURAL GAS, PROPANE	$1,225	$1,171	$1,047	$1,300	$0	$0	$1,600	$1,500	$0	$1,500	15.38%	$0
323 TRUNK TELEPHONE SYSTEM	$4,145	$4,018	$4,070	$4,022	$0	$0	$4,200	$4,250	$0	$4,250	5.67%	$0
324 CELL PHONES	$470	$527	$647	$600	$0	$0	$600	$600	$0	$600	0.00%	$0
326 WIRELESS DATA SERVICES	$0	$0	$0	$0	$0	$0	$0	$0	$0	$0	0.00%	$0
TOTAL FACILITIES OPERATIONS / MAINTENANCE	**$21,678**	**$21,144**	**$16,273**	**$21,922**	**$0**	**$0**	**$18,400**	**$22,850**	**$0**	**$22,850**	**4.23%**	**$0**
431 OFFICE EQUIP MAINT/REPAIR	$0	$0	$0	$0	$0	$0	$0	$0	$0	$0	0.00%	$0
461 OFFICE EQUIPMENT RENTAL	$0	$0	$0	$0	$0	$0	$0	$0	$0	$0	0.00%	$0
462 EQUIPMENT REPAIRS/MAINT	$1,110	$622	$330	$1,000	$0	$0	$500	$1,000	$0	$1,000	0.00%	$0
TOTAL EQUIPMENT OPERATIONS / MAINTENANCE	**$1,110**	**$622**	**$330**	**$1,000**	**$0**	**$0**	**$500**	**$1,000**	**$0**	**$1,000**	**0.00%**	**$0**
519 OTHER PROFESSIONAL SERVICES	$0	$0	$0	$0	$0	$0	$0	$0	$0	$0	0.00%	$0
523 OUTSIDE PRINTING	$273	$237	$0	$0	$0	$0	$0	$0	$0	$0	0.00%	$0
525 COMP LICENSE / MAINTENANCE	$0	$0	$0	$0	$0	$0	$0	$0	$0	$0	0.00%	$0
532 SOFTWARE MAINT/LICENSE	$4,320	$7,743	$4,637	$6,110	$0	$0	$5,469	$6,110	$0	$6,110	0.00%	$0
536 EXTENDED MAINTENANCE WARRANTY	$1,890	$1,990	$1,990	$2,100	$0	$0	$2,000	$2,100	$0	$2,100	0.00%	$0
539 OTHER CONTRACT SERVICES	$5,259	$2,471	$5,189	$3,900	$0	$0	$3,900	$4,850	$0	$4,850	24.36%	$0
TOTAL CONTRACT SERVICES AND FEES	**$11,742**	**$12,440**	**$11,816**	**$12,110**	**$0**	**$0**	**$11,369**	**$13,060**	**$0**	**$13,060**	**7.84%**	**$0**
711 OFFICE FURNITURE	$0	$0	$16,609	$0	$0	$0	$17,000	$0	$0	$0	0.00%	$0
712 COMMUNICATION EQUIPMENT	$0	$0	$0	$0	$0	$0	$0	$0	$0	$0	0.00%	$0
713 DUPLICATION/PHOTOGRAPHIC EQUIP	$0	$0	$4,271	$0	$0	$0	$0	$0	$0	$0	0.00%	$0
714 COMPUTER EQUIPMENT	$0	$0	$0	$0	$0	$0	$0	$0	$0	$0	0.00%	$0
718 LIBRARY BOOKS	$46,426	$38,306	$33,082	$42,000	$0	$0	$42,000	$45,000	$0	$45,000	7.14%	$0
719 OTHER CAPITAL OUTLAY	$0	$0	$0	$0	$0	$0	$0	$0	$0	$0	0.00%	$0
725 OTHER EQUIPMENT	$0	$0	$0	$0	$0	$0	$0	$0	$0	$0	0.00%	$0
TOTAL CAPITAL OUTLAY	**$46,426**	**$38,306**	**$53,963**	**$42,000**	**$0**	**$0**	**$59,000**	**$45,000**	**$0**	**$45,000**	**7.14%**	**$0**
TOTAL GENERAL FUND | PUBLIC LIBRARY	**$457,484**	**$453,386**	**$497,620**	**$476,966**	**$0**	**$0**	**$486,700**	**$519,588**	**$0**	**$519,588**	**8.94%**	**$19,020**

CITY OF TAYLOR
ORGUNIT DETAILS

ORGUNIT: 100-542
FUND: 100 GENERAL FUND
DEPARTMENT: 542 FIRE
DEPTDIV: GENERAL FUND | FIRE

	FY 2018	FY 2019	FY 2020	FY 2021				FY 2022				FY 2023
ACCOUNTS / CATEGORIES	ACTUAL	ACTUAL	ACTUAL	BUDGET	AMENDED	ACTUAL	ESTIMATED	BASE	PACKAGES	PROPOSED	% CHG	PLANNING
111 REGULAR FULL TIME	$1,249,970	$1,378,519	$1,364,254	$1,390,005	$0	$0	$1,482,750	$1,564,915	$0	$1,564,915	12.58%	$0
112 MANDATORY OVERTIME	$106,472	$119,451	$122,867	$120,000	$0	$0	$120,000	$120,000	$0	$120,000	0.00%	$0
114 OVERTIME	$95,404	$64,255	$65,423	$88,700	$0	$0	$110,000	$100,000	$0	$100,000	12.74%	$0
115 LONGEVITY PAY	$8,964	$8,704	$9,444	$10,176	$0	$0	$10,000	$9,600	$0	$9,600	-5.66%	$0
116 REGULAR PART TIME	$0	$0	$0	$0	$0	$0	$0	$0	$0	$0	0.00%	$0
117 TEMPORARY/SEASONAL	$0	$0	$0	$0	$0	$0	$0	$0	$0	$0	0.00%	$0
118 INSURANCE ALLOWANCE	$2,400	$3,415	$3,629	$3,420	$0	$0	$1,200	$1,200	$0	$1,200	-64.91%	$0
119 CERTIFICATION PAY	$660	$830	$840	$840	$0	$0	$840	$840	$0	$840	0.00%	$0
120 UNUM LIFE	$3,292	$2,985	$3,871	$3,427	$0	$0	$3,430	$3,430	$0	$3,430	0.09%	$0
121 FICA SOCIAL SECURITY	$102,338	$115,778	$112,865	$107,433	$0	$0	$114,360	$128,000	$0	$128,000	19.14%	$0
122 WORKERS COMPENSATION	$22,492	$28,255	$29,380	$23,000	$0	$0	$27,900	$27,900	$0	$27,900	21.30%	$0
123 STATE UNEMPLOYMENT TAXES	$4,061	$290	$3,713	$3,888	$0	$0	$3,888	$3,888	$0	$3,888	0.00%	$0
124 RETIREMENT-TMRS	$176,974	$191,455	$199,503	$198,393	$0	$0	$210,750	$224,000	$0	$224,000	12.91%	$0
126 HEALTH INSURANCE	$153,403	$172,465	$151,928	$155,626	$0	$0	$169,740	$178,270	$0	$178,270	14.55%	$0
127 DENTAL INSURANCE	$7,205	$6,547	$7,697	$7,135	$0	$0	$7,135	$7,600	$0	$7,600	6.52%	$0
128 LONG TERM DISABILITY	$3,721	$4,061	$4,132	$4,170	$0	$0	$4,170	$4,750	$0	$4,750	13.91%	$0
129 VISION INSURANCE	$1,048	$1,031	$1,133	$1,093	$0	$0	$1,090	$1,115	$0	$1,115	2.01%	$0
131 UNIFORMS (BUY)	$14,761	$14,533	$12,935	$16,000	$0	$0	$16,000	$16,000	$0	$16,000	0.00%	$0
133 BUSINESS- TRANSPORTATION	$171	$1,031	$33	$400	$0	$0	$200	$400	$0	$400	0.00%	$0
135 BUSINESS MEALS	$500	$505	$700	$700	$0	$0	$600	$700	$0	$700	0.00%	$0
141 WORKSHOP TRAINING	$7,260	$12,344	$7,310	$12,675	$0	$0	$12,115	$16,900	$0	$16,900	33.33%	$0
142 PROFESSIONAL CONFERENCES	$219	$916	$904	$1,500	$0	$0	$675	$1,500	$0	$1,500	0.00%	$0
143 MEMBERSHIPS AND DUES	$960	$1,147	$1,252	$1,600	$0	$0	$1,110	$1,500	$0	$1,500	-6.25%	$0
144 SUBSCRIPTIONS AND BOOKS	$332	$741	$1,987	$3,100	$0	$0	$2,700	$3,100	$0	$3,100	0.00%	$0
145 TUITION	$1,000	$1,000	$0	$0	$0	$0	$0	$0	$0	$0	0.00%	$0
146 TRAINING- TRANSPORTATION	$183	$499	$89	$800	$0	$0	$200	$800	$0	$800	0.00%	$0
147 TRAINING- LODGING	$5,759	$3,578	$1,402	$5,000	$0	$0	$3,400	$5,000	$0	$5,000	0.00%	$0
148 TRAINING- MEALS	$1,458	$846	$366	$1,700	$0	$0	$1,000	$1,700	$0	$1,700	0.00%	$0
TOTAL EMPLOYEE SERVICES	**$1,971,005**	**$2,135,180**	**$2,107,658**	**$2,160,781**	**$0**	**$0**	**$2,305,253**	**$2,423,108**	**$0**	**$2,423,108**	**12.14%**	**$0**
211 GENERAL OFFICE SUPPLIES	$1,318	$1,344	$492	$1,000	$0	$0	$1,000	$1,000	$0	$1,000	0.00%	$0
213 PHOTOGRAPHIC SUPPLIES	$56	$0	$17	$100	$0	$0	$100	$100	$0	$100	0.00%	$0
214 COMPUTER SUPPLIES	$600	$330	$242	$500	$0	$0	$0	$0	$0	$0	-100.00%	$0
215 POSTAGE	$121	$94	$80	$300	$0	$0	$300	$300	$0	$300	0.00%	$0
217 OFFICE SECURITY	$0	$0	$0	$0	$0	$0	$0	$0	$0	$0	0.00%	$0
226 MISC. HARDWARE	$191	$94	$125	$300	$0	$0	$250	$300	$0	$300	0.00%	$0
232 FOOD/MEALS	$1,150	$2,973	$775	$1,500	$0	$0	$1,500	$1,500	$0	$1,500	0.00%	$0
233 CITY SPONSORED EVENTS	$40	$0	$217	$500	$0	$0	$300	$500	$0	$500	0.00%	$0
247 TURNOUT PROTECTIVE GEAR	$13,902	$25,841	$25,964	$15,000	$0	$0	$24,500	$18,000	$0	$18,000	20.00%	$0
248 HOUSEHOLD SUPPLIES	$288	$93	$144	$300	$0	$0	$300	$300	$0	$300	0.00%	$0
249 FIRE PREVENTION SUPPLIES	$3,427	$1,496	$1,271	$1,800	$0	$0	$1,800	$1,800	$0	$1,800	0.00%	$0
252 MEDICAL SUPPLIES	$2,323	$5,081	$2,191	$3,500	$0	$0	$3,500	$3,500	$0	$3,500	0.00%	$0

253 CHEMICALS	$3,243	$2,645	$2,024	$2,500	$0	$0	$2,500	$2,500	$0	$2,500	0.00%	$0
255 RECREATIONAL/SPORTS EQUIP.	$350	$0	$0	$0	$0	$0	$0	$0	$0	$0	0.00%	$0
256 MINOR TOOLS/INSTRUMENTS	$14,265	$15,734	$15,786	$12,400	$0	$0	$12,400	$12,400	$0	$12,400	0.00%	$0
257 RECOGNITION/AWARD SUPPLIES	$0	$168	$0	$400	$0	$0	$400	$400	$0	$400	0.00%	$0
259 MISC. SUPPLIES	$4,482	$9,200	$4,216	$5,000	$0	$0	$5,000	$5,000	$0	$5,000	0.00%	$0
261 OFFICE FURNITURE	$4,379	$4,443	$246	$4,500	$0	$0	$4,500	$4,500	$0	$4,500	0.00%	$0
262 COMMUNICATION EQUIPMENT	$3,839	$3,374	$1,748	$4,000	$0	$0	$4,000	$4,000	$0	$4,000	0.00%	$0
263 PHOTOGRAPHIC EQUIPMENT	$0	$0	$0	$0	$0	$0	$0	$0	$0	$0	0.00%	$0
264 COMPUTER ACCESSORIES	$141	$0	$87	$300	$0	$0	$250	$300	$0	$300	0.00%	$0
265 INSTRUMENTS/APPARATUS	$25,954	$25,995	$15,900	$23,000	$0	$0	$23,000	$23,000	$0	$23,000	0.00%	$0
266 GENERAL ELECTRONIC EQUIPMENT	$0	$0	$0	$0	$0	$0	$0	$0	$0	$0	0.00%	$0
267 COMPUTERS	$2,400	$2,800	$5,112	$3,300	$0	$0	$3,300	$5,800	$0	$5,800	75.76%	$6,900
268 APPLIANCES	$9,204	$12,890	$777	$5,000	$0	$0	$5,000	$5,000	$0	$5,000	0.00%	$0
269 OTHER OFFICE EQUIPMENT	$0	$8,954	$0	$0	$0	$0	$0	$0	$0	$0	0.00%	$0
271 GROUNDS KEEPING EQUIPMENT	$630	$476	$906	$1,000	$0	$0	$1,000	$1,000	$0	$1,000	0.00%	$0
TOTAL OPERATIONAL SUPPLIES AND EQUIPMENT	**$92,303**	**$124,025**	**$78,321**	**$86,200**	**$0**	**$0**	**$94,900**	**$91,200**	**$0**	**$91,200**	**5.80%**	**$6,900**
311 LONG TERM LEASE	$0	$0	$0	$0	$0	$0	$0	$0	$0	$0	0.00%	$0
313 SHORT TERM RENTAL	$0	$0	$0	$0	$0	$0	$0	$0	$0	$0	0.00%	$0
321 LIGHT AND POWER	$11,079	$11,527	$8,739	$12,000	$0	$0	$11,000	$12,000	$0	$12,000	0.00%	$0
322 NATURAL GAS, PROPANE	$2,109	$1,951	$1,789	$3,000	$0	$0	$2,700	$3,000	$0	$3,000	0.00%	$0
323 TRUNK TELEPHONE SYSTEM	$4,186	$3,871	$3,942	$4,200	$0	$0	$4,900	$4,200	$0	$4,200	0.00%	$0
324 CELL PHONES	$4,100	$3,833	$4,345	$4,200	$0	$0	$4,200	$4,200	$0	$4,200	0.00%	$0
325 PAGERS	$0	$0	$684	$0	$0	$0	$0	$0	$0	$0	0.00%	$0
326 WIRELESS DATA SERVICES	$5,631	$8,040	$7,914	$8,250	$0	$0	$7,800	$7,800	$0	$7,800	-5.45%	$0
349 MISC REPAIRS/MAINT	$1,000	$252	$1,030	$1,000	$0	$0	$1,000	$1,000	$0	$1,000	0.00%	$0
352 CLEANING SUPPLIES	$500	$387	$445	$500	$0	$0	$600	$600	$0	$600	20.00%	$0
TOTAL FACILITIES OPERATIONS / MAINTENANCE	**$28,605**	**$29,861**	**$28,887**	**$33,150**	**$0**	**$0**	**$32,200**	**$32,800**	**$0**	**$32,800**	**-1.06%**	**$0**
411 OFFICE EQUIPMENT RENTAL	$0	$0	$0	$0	$0	$0	$0	$0	$0	$0	0.00%	$0
412 LIGHT EQUIPMENT RENTAL	$2,000	$2,100	$2,000	$2,000	$0	$0	$2,000	$3,000	$0	$3,000	50.00%	$0
414 MOTOR VEHICLE RENTAL	$24,244	$20,700	$27,100	$27,100	$0	$0	$27,100	$24,000	$0	$24,000	-11.44%	$0
415 TRUCKS, HEAVY EQUIP RENTAL	$123,000	$142,833	$155,814	$158,700	$0	$0	$206,700	$160,000	$0	$160,000	0.82%	$0
419 REPLACEMENT FUND CONTRIBUTION	$163,514	$136,458	$111,111	$111,111	$0	$0	$111,111	$99,674	$0	$99,674	-10.29%	$0
421 FUEL, OIL, LUBRICANTS	$0	$0	$0	$0	$0	$0	$0	$0	$0	$0	0.00%	$0
423 TIRES/BATTERIES/FILTERS/HOSES	$0	$0	$0	$0	$0	$0	$0	$0	$0	$0	0.00%	$0
424 ELECTRICAL PARTS	$0	$0	$0	$0	$0	$0	$0	$0	$0	$0	0.00%	$0
425 BRAKE/SUSPENSION SYSTEM	$0	$0	$0	$0	$0	$0	$0	$0	$0	$0	0.00%	$0
426 HYDRAULIC SYSTEM PARTS	$0	$0	$0	$0	$0	$0	$0	$0	$0	$0	0.00%	$0
427 COOLING SYSTEM PARTS	$0	$0	$0	$0	$0	$0	$0	$0	$0	$0	0.00%	$0
428 TRANSMISSION/MOTOR PARTS	$0	$0	$0	$0	$0	$0	$0	$0	$0	$0	0.00%	$0
429 BODY SHOP PARTS	$0	$0	$0	$0	$0	$0	$0	$0	$0	$0	0.00%	$0
431 OFFICE EQUIP MAINT/REPAIR	$0	$0	$0	$0	$0	$0	$0	$0	$0	$0	0.00%	$0
432 MACHINE TOOLS MAINT/REPAIR	$700	$1,225	$1,375	$1,500	$0	$0	$1,500	$1,500	$0	$1,500	0.00%	$0
434 ELECTRIC MOTOR MAINT/REPAIR	$0	$0	$0	$0	$0	$0	$0	$0	$0	$0	0.00%	$0
436 OTHER EQUIP MAINT/REPAIR	$0	$0	$0	$0	$0	$0	$0	$0	$0	$0	0.00%	$0
441 FUEL (GAS, DIESEL)	$0	$0	$0	$0	$0	$0	$0	$0	$0	$0	0.00%	$0

461 OFFICE EQUIPMENT RENTAL	$0	$0	$0	$0	$0	$0	$0	$0	$0	$0	0.00%	$0
462 EQUIPMENT REPAIRS/MAINT	$463	$419	$385	$500	$0	$0	$500	$500	$0	$500	0.00%	$0
TOTAL EQUIPMENT OPERATIONS / MAINTENANCE	**$313,921**	**$303,736**	**$297,785**	**$300,911**	**$0**	**$0**	**$348,911**	**$288,674**	**$0**	**$288,674**	**-4.07%**	**$0**
519 OTHER PROFESSIONAL SERVICES	$0	$7,900	$0	$0	$0	$0	$18,000	$0	$0	$0	0.00%	$0
523 OUTSIDE PRINTING	$1,660	$1,296	$1,168	$1,500	$0	$0	$1,500	$1,500	$0	$1,500	0.00%	$0
524 LAUNDRY AND CLEANING	$0	$0	$0	$0	$0	$0	$0	$0	$0	$0	0.00%	$0
525 SOFTWARE MAINTENANCE LICENSE	$0	$0	$0	$0	$0	$0	$0	$0	$0	$0	0.00%	$0
526 TESTING/CERT. PERMITS	$9,361	$9,663	$11,510	$12,500	$0	$0	$12,477	$14,500	$0	$14,500	16.00%	$0
527 DELIVERY, COURIER SERVICE	$391	$511	$353	$600	$0	$0	$600	$600	$0	$600	0.00%	$0
532 SOFTWARE MAINT/LICENSE	$6,422	$6,559	$7,171	$6,100	$0	$0	$7,697	$18,000	$0	$18,000	195.08%	$0
536 EXTENDED MAINTENANCE WARRANTY	$0	$0	$0	$0	$0	$0	$0	$0	$0	$0	0.00%	$0
539 OTHER CONTRACT SERVICES	$41,722	$60,829	$42,141	$45,600	$0	$0	$35,450	$45,100	$0	$45,100	-1.10%	$0
TOTAL CONTRACT SERVICES AND FEES	**$59,556**	**$86,758**	**$62,342**	**$66,300**	**$0**	**$0**	**$75,724**	**$79,700**	**$0**	**$79,700**	**20.21%**	**$0**
711 OFFICE FURNITURE	$0	$0	$0	$0	$0	$0	$0	$0	$0	$0	0.00%	$0
712 COMMUNICATION EQUIPMENT	$0	$0	$0	$0	$0	$0	$54,009	$0	$0	$0	0.00%	$0
713 DUPLICATION/PHOTOGRAPHIC EQUIP	$0	$0	$0	$0	$0	$0	$0	$0	$0	$0	0.00%	$0
714 COMPUTER EQUIPMENT	$0	$0	$0	$0	$0	$0	$0	$0	$0	$0	0.00%	$0
717 INSTRUMENTS/APPARATUS	$40,089	$0	$0	$0	$0	$0	$0	$0	$0	$0	0.00%	$0
719 OTHER CAPITAL OUTLAY	$12,500	$1,495	$0	$0	$0	$0	$0	$0	$0	$0	0.00%	$0
721 MACHINE TOOLS/APPARATUS	$0	$0	$0	$0	$0	$0	$0	$0	$0	$0	0.00%	$0
722 LIGHT EQUIPMENT	$0	$21,376	$0	$0	$0	$0	$98,467	$0	$0	$0	0.00%	$0
723 MOTOR VEHICLES	$0	$0	$0	$0	$0	$0	$29,021	$0	$0	$0	0.00%	$0
TOTAL CAPITAL OUTLAY	**$52,589**	**$22,871**	**$0**	**$0**	**$0**	**$0**	**$181,497**	**$0**	**$0**	**$0**	**0.00%**	**$0**
820 CIVIL SL TRANSFER	$0	$0	$0	$0	$0	$0	$0	$0	$0	$0	0.00%	$0
TOTAL CONTRIBUTIONS / CONTINGENCY	**$0**	**$0**	**$0**	**$0**	**$0**	**$0**	**$0**	**$0**	**$0**	**$0**	**0.00%**	**$0**
TOTAL GENERAL FUND | FIRE	**$2,517,979**	**$2,702,431**	**$2,574,994**	**$2,647,342**	**$0**	**$0**	**$3,038,485**	**$2,915,482**	**$0**	**$2,915,482**	**10.13%**	**$6,900**

CITY OF TAYLOR
ORGUNIT DETAILS

ORGUNIT: 100-552
FUND: 100 GENERAL FUND
DEPARTMENT: 552 POLICE
DEPTDIV: GENERAL FUND | POLICE

	FY 2018	FY 2019	FY 2020	FY 2021				FY 2022				FY 2023
ACCOUNTS / CATEGORIES	ACTUAL	ACTUAL	ACTUAL	BUDGET	AMENDED	ACTUAL	ESTIMATED	BASE	PACKAGES	PROPOSED	% CHG	PLANNING
111 REGULAR FULL TIME	$2,073,630	$2,157,964	$2,271,124	$2,293,662	$0	$0	$2,386,225	$2,536,300	$0	$2,536,300	10.58%	$0
113 REIMBURSED OVERTIME	$18,483	$38,105	$25,299	$37,000	$0	$0	$35,000	$37,000	$0	$37,000	0.00%	$0
114 OVERTIME	$183,186	$167,220	$147,100	$156,000	$0	$0	$110,000	$156,000	$0	$156,000	0.00%	$0
115 LONGEVITY PAY	$15,876	$12,528	$13,640	$13,488	$0	$0	$13,875	$15,320	$0	$15,320	13.58%	$0
116 REGULAR PART TIME	$0	$0	$0	$0	$0	$0	$0	$0	$0	$0	0.00%	$0
117 TEMPORARY/SEASONAL	$0	$0	$0	$0	$0	$0	$0	$0	$0	$0	0.00%	$0
118 INSURANCE ALLOWANCE	$46	$1,892	$2,142	$1,000	$0	$0	$1,200	$1,200	$0	$1,200	20.00%	$0
119 CERTIFICATION PAY	$945	$2,145	$3,345	$1,000	$0	$0	$4,500	$4,500	$0	$4,500	350.00%	$0
120 UNUM LIFE	$5,329	$4,763	$5,981	$5,662	$0	$0	$5,320	$5,320	$0	$5,320	-6.04%	$0
121 FICA SOCIAL SECURITY	$161,964	$175,040	$180,335	$192,706	$0	$0	$199,790	$207,900	$0	$207,900	7.88%	$0
122 WORKERS COMPENSATION	$35,181	$47,208	$45,986	$36,000	$0	$0	$43,675	$43,675	$0	$43,675	21.32%	$0
123 STATE UNEMPLOYMENT TAXES	$6,757	$837	$5,793	$6,480	$0	$0	$6,480	$6,480	$0	$6,480	0.00%	$0
124 RETIREMENT-TMRS	$278,101	$289,245	$314,478	$328,215	$0	$0	$340,575	$364,770	$0	$364,770	11.14%	$0
126 HEALTH INSURANCE	$258,492	$301,724	$263,784	$277,418	$0	$0	$280,440	$294,550	$0	$294,550	6.18%	$0
127 DENTAL INSURANCE	$12,168	$10,866	$12,667	$12,408	$0	$0	$11,800	$12,050	$0	$12,050	-2.89%	$0
128 LONG TERM DISABILITY	$6,123	$6,446	$6,635	$6,881	$0	$0	$6,880	$7,610	$0	$7,610	10.59%	$0
129 VISION INSURANCE	$1,660	$1,616	$1,798	$1,853	$0	$0	$1,850	$1,830	$0	$1,830	-1.24%	$0
131 UNIFORMS (BUY)	$25,081	$15,249	$12,863	$21,620	$0	$0	$21,620	$21,620	$0	$21,620	0.00%	$0
133 BUSINESS- TRANSPORTATION	$0	$0	$0	$0	$0	$0	$0	$0	$0	$0	0.00%	$0
135 BUSINESS MEALS	$0	$0	$0	$0	$0	$0	$0	$0	$0	$0	0.00%	$0
141 WORKSHOP TRAINING	$10,193	$5,369	$6,080	$6,100	$0	$0	$6,100	$6,100	$0	$6,100	0.00%	$0
142 PROFESSIONAL CONFERENCES	$205	$1,945	$585	$3,309	$0	$0	$3,245	$4,170	$0	$4,170	26.02%	$0
143 MEMBERSHIPS AND DUES	$729	$920	$827	$1,137	$0	$0	$1,157	$1,157	$0	$1,157	1.76%	$0
144 SUBSCRIPTIONS AND BOOKS	$1,382	$1,557	$1,625	$2,325	$0	$0	$2,230	$2,230	$0	$2,230	-4.09%	$0
145 TUITION	$0	$0	$0	$0	$0	$0	$0	$0	$0	$0	0.00%	$0
146 TRAINING- TRANSPORTATION	$519	$612	$0	$1,130	$0	$0	$0	$680	$0	$680	-39.82%	$0
147 TRAINING- LODGING	$3,178	$4,434	$500	$5,600	$0	$0	$2,700	$5,000	$0	$5,000	-10.71%	$0
148 TRAINING- MEALS	$934	$1,285	$140	$1,230	$0	$0	$800	$1,100	$0	$1,100	-10.57%	$0
149 LEOSE-TRAINING	$0	$0	$0	$19,100	$0	$0	$19,100	$21,600	$0	$21,600	13.09%	$0
TOTAL EMPLOYEE SERVICES	**$3,100,164**	**$3,248,971**	**$3,322,729**	**$3,431,324**	**$0**	**$0**	**$3,504,562**	**$3,758,162**	**$0**	**$3,758,162**	**9.53%**	**$0**
211 GENERAL OFFICE SUPPLIES	$8,561	$8,255	$5,741	$8,075	$0	$0	$6,450	$8,050	$0	$8,050	-0.31%	$0
213 PHOTOGRAPHIC SUPPLIES	$429	$429	$0	$350	$0	$0	$0	$350	$0	$350	0.00%	$0
214 COMPUTER SUPPLIES	$3,457	$3,400	$2,980	$2,500	$0	$0	$2,500	$2,500	$0	$2,500	0.00%	$0
215 POSTAGE	$609	$487	$558	$1,025	$0	$0	$1,025	$1,025	$0	$1,025	0.00%	$0
232 FOOD/MEALS	$881	$990	$1,180	$1,600	$0	$0	$1,200	$1,600	$0	$1,600	0.00%	$0
236 MISC OCCASIONS	$2,159	$3,313	$1,540	$2,000	$0	$0	$2,000	$2,000	$0	$2,000	0.00%	$0
237 TRAINING SUPPLIES	$0	$0	$0	$0	$0	$0	$0	$0	$0	$0	0.00%	$0
242 FIRE ARMS SUPPLIES	$6,772	$18,999	$6,502	$6,800	$0	$0	$9,800	$11,000	$0	$11,000	61.76%	$0
243 INVESTIGATIVE SUPPLIES	$2,316	$2,538	$1,595	$2,500	$0	$0	$2,500	$2,500	$0	$2,500	0.00%	$0
248 HOUSEHOLD SUPPLIES	$0	$0	$0	$0	$0	$0	$0	$0	$0	$0	0.00%	$0
256 MINOR TOOLS/INSTRUMENTS	$2,720	$4,722	$2,344	$3,300	$0	$0	$3,300	$3,300	$0	$3,300	0.00%	$0

259 MISC. SUPPLIES	$1,898	$2,093	$1,800	$2,000	$0	$0	$2,000	$2,000	$0	$2,000	0.00%	$0
261 OFFICE FURNITURE	$3,525	$1,881	$700	$3,000	$0	$0	$2,700	$3,000	$0	$3,000	0.00%	$0
262 COMMUNICATION EQUIPMENT	$0	$0	$0	$0	$0	$0	$0	$0	$0	$0	0.00%	$0
263 PHOTOGRAPHIC EQUIPMENT	$0	$0	$0	$0	$0	$0	$0	$0	$0	$0	0.00%	$0
264 COMPUTER ACCESSORIES	$649	$968	$551	$800	$0	$0	$800	$1,050	$0	$1,050	31.25%	$0
265 INSTRUMENTS/APPARATUS	$0	$0	$0	$0	$0	$0	$0	$0	$0	$0	0.00%	$0
267 COMPUTERS	$10,243	$7,267	$7,494	$6,500	$0	$0	$6,600	$6,600	$0	$6,600	1.54%	$6,600
269 OTHER OFFICE EQUIPMENT	$2,810	$183	$4,041	$1,070	$0	$0	$1,000	$1,070	$0	$1,070	0.00%	$0
278 ANIMAL CONTROL DEVICES	$0	$0	$0	$0	$0	$0	$0	$0	$0	$0	0.00%	$0
279 OTHER OPERATIONAL EQUIPMENT	$201	$15,580	$10,266	$0	$0	$0	$0	$0	$0	$0	0.00%	$0
TOTAL OPERATIONAL SUPPLIES AND EQUIPMENT	**$47,231**	**$71,104**	**$47,292**	**$41,520**	**$0**	**$0**	**$41,875**	**$46,045**	**$0**	**$46,045**	**10.90%**	**$6,600**
311 LONG TERM LEASE	$0	$0	$0	$0	$0	$0	$0	$0	$0	$0	0.00%	$0
321 LIGHT AND POWER	$10,761	$11,016	$9,617	$11,860	$0	$0	$11,800	$12,000	$0	$12,000	1.18%	$0
323 TRUNK TELEPHONE SYSTEM	$7,245	$6,979	$6,987	$6,175	$0	$0	$6,900	$7,000	$0	$7,000	13.36%	$0
324 CELL PHONES	$9,048	$8,167	$9,386	$9,000	$0	$0	$8,000	$8,000	$0	$8,000	-11.11%	$0
325 PAGERS	$0	$0	$532	$0	$0	$0	$0	$0	$0	$0	0.00%	$0
326 WIRELESS DATA SERVICES	$6,208	$6,242	$6,955	$7,300	$0	$0	$7,700	$7,700	$0	$7,700	5.48%	$0
344 PLUMBING REPAIRS	$0	$0	$0	$0	$0	$0	$0	$0	$0	$0	0.00%	$0
TOTAL FACILITIES OPERATIONS / MAINTENANCE	**$33,262**	**$32,404**	**$33,477**	**$34,335**	**$0**	**$0**	**$34,400**	**$34,700**	**$0**	**$34,700**	**1.06%**	**$0**
414 MOTOR VEHICLE RENTAL	$157,000	$163,661	$164,590	$160,000	$0	$0	$160,000	$160,000	$0	$160,000	0.00%	$0
419 REPLACEMENT FUND CONTRIBUTION	$134,476	$123,450	$115,600	$69,202	$0	$0	$69,202	$56,797	$0	$56,797	-17.93%	$0
421 FUEL, OIL, LUBRICANTS	$0	$0	$0	$0	$0	$0	$0	$0	$0	$0	0.00%	$0
423 TIRES/BATTERIES/FILTERS/HOSES	$0	$0	$0	$0	$0	$0	$0	$0	$0	$0	0.00%	$0
434 ELECTRIC MOTOR MAINT/REPAIR	$0	$0	$0	$0	$0	$0	$0	$0	$0	$0	0.00%	$0
436 OTHER EQUIP MAINT/REPAIR	$0	$0	$0	$0	$0	$0	$0	$0	$0	$0	0.00%	$0
461 OFFICE EQUIPMENT RENTAL	$0	$0	$0	$0	$0	$0	$0	$0	$0	$0	0.00%	$0
462 EQUIPMENT REPAIRS/MAINT	$1,334	$1,178	$3,573	$5,100	$0	$0	$4,100	$5,100	$0	$5,100	0.00%	$0
TOTAL EQUIPMENT OPERATIONS / MAINTENANCE	**$292,810**	**$288,289**	**$283,763**	**$234,302**	**$0**	**$0**	**$233,302**	**$221,897**	**$0**	**$221,897**	**-5.29%**	**$0**
514 MEDICAL SERVICES	$1,850	$3,914	$0	$3,000	$0	$0	$1,000	$3,000	$0	$3,000	0.00%	$0
516 TRAINING SERVICES	$0	$0	$0	$0	$0	$0	$0	$0	$0	$0	0.00%	$0
523 OUTSIDE PRINTING	$1,654	$1,801	$1,160	$2,250	$0	$0	$1,930	$2,250	$0	$2,250	0.00%	$0
524 LAUNDRY AND CLEANING	$0	$0	$0	$0	$0	$0	$0	$0	$0	$0	0.00%	$0
528 ADVERTISING	$0	$0	$0	$0	$0	$0	$0	$0	$0	$0	0.00%	$0
532 SOFTWARE MAINT/LICENSE	$14,376	$23,413	$44,277	$49,200	$0	$0	$45,960	$48,480	$0	$48,480	-1.46%	$0
539 OTHER CONTRACT SERVICES	$99,654	$124,384	$170,742	$191,380	$0	$0	$175,530	$205,510	$10,000	$215,510	12.61%	$2,600
TOTAL CONTRACT SERVICES AND FEES	**$117,534**	**$153,512**	**$216,180**	**$245,830**	**$0**	**$0**	**$224,420**	**$259,240**	**$10,000**	**$269,240**	**9.52%**	**$2,600**
711 OFFICE FURNITURE	$0	$0	$0	$0	$0	$0	$0	$0	$0	$0	0.00%	$0
712 COMMUNICATION EQUIPMENT	$10,392	$0	$0	$0	$0	$0	$127,797	$0	$0	$0	0.00%	$0
714 COMPUTER EQUIPMENT	$0	$0	$0	$0	$0	$0	$0	$0	$0	$0	0.00%	$0
717 INSTRUMENTS/APPARATUS	$0	$0	$0	$0	$0	$0	$0	$0	$0	$0	0.00%	$0
719 OTHER CAPITAL OUTLAY	$0	$0	$0	$0	$0	$0	$0	$0	$0	$0	0.00%	$0
723 MOTOR VEHICLES	$0	$26,893	$0	$0	$0	$0	$0	$0	$0	$0	0.00%	$0
725 OTHER EQUIPMENT	$0	$0	$0	$0	$0	$0	$0	$0	$0	$0	0.00%	$0
TOTAL CAPITAL OUTLAY	**$10,392**	**$26,893**	**$0**	**$0**	**$0**	**$0**	**$127,797**	**$0**	**$0**	**$0**	**0.00%**	**$0**

819 OTHER CONTRIBUTIONS	$15,000	$15,000	$18,000	$18,000	$0	$0	$18,000	$18,000	$0	$18,000	0.00%	$0
820 CIVIL SL TRANSFER	$0	$0	$0	$0	$0	$0	$0	$0	$0	$0	0.00%	$0
TOTAL CONTRIBUTIONS / CONTINGENCY	**$15,000**	**$15,000**	**$18,000**	**$18,000**	**$0**	**$0**	**$18,000**	**$18,000**	**$0**	**$18,000**	**0.00%**	**$0**
TOTAL GENERAL FUND | POLICE	**$3,616,392**	**$3,836,173**	**$3,921,442**	**$4,005,311**	**$0**	**$0**	**$4,184,356**	**$4,338,044**	**$10,000**	**$4,348,044**	**8.56%**	**$9,200**

CITY OF TAYLOR
ORGUNIT DETAILS

ORGUNIT: 100-558
FUND: 100 GENERAL FUND
DEPARTMENT: 558 ANIMAL CONTROL
DEPTDIV: GENERAL FUND | ANIMAL CONTROL

	FY 2018	FY 2019	FY 2020	FY 2021				FY 2022				FY 2023
ACCOUNTS / CATEGORIES	ACTUAL	ACTUAL	ACTUAL	BUDGET	AMENDED	ACTUAL	ESTIMATED	BASE	PACKAGES	PROPOSED	% CHG	PLANNING
111 REGULAR FULL TIME	$72,129	$75,740	$101,135	$106,793	$0	$0	$82,085	$84,550	$0	$84,550	-20.83%	$0
114 OVERTIME	$8,050	$7,559	$7,893	$5,500	$0	$0	$3,000	$5,500	$0	$5,500	0.00%	$0
115 LONGEVITY PAY	$24	$96	$192	$288	$0	$0	$280	$380	$0	$380	31.94%	$0
116 REGULAR PART-TIME	$13,242	$0	$0	$0	$0	$0	$0	$0	$0	$0	0.00%	$0
117 TEMPORARY/SEASONAL	$0	$0	$0	$0	$0	$0	$0	$0	$0	$0	0.00%	$0
118 INSURANCE ALLOWANCE	$1,154	$1,200	$2,133	$1,200	$0	$0	$1,200	$1,200	$0	$1,200	0.00%	$0
119 CERTIFICATION PAY	$0	$0	$0	$0	$0	$0	$0	$0	$0	$0	0.00%	$0
120 UNUM LIFE	$185	$168	$283	$229	$0	$0	$195	$195	$0	$195	-14.85%	$0
121 FICA SOCIAL SECURITY	$6,952	$6,515	$8,342	$8,216	$0	$0	$6,400	$6,610	$0	$6,610	-19.55%	$0
122 WORKERS COMPENSATION	$2,685	$3,173	$3,832	$3,000	$0	$0	$200	$200	$0	$200	-93.33%	$0
123 STATE UNEMPLOYMENT TAXES	$475	$18	$432	$486	$0	$0	$325	$325	$0	$325	-33.13%	$0
124 RETIREMENT-TMRS	$17,919	$10,281	$14,250	$14,269	$0	$0	$11,260	$11,600	$0	$11,600	-18.70%	$0
126 HEALTH INSURANCE	$8,775	$7,996	$6,766	$13,533	$0	$0	$7,380	$7,750	$0	$7,750	-42.73%	$0
127 DENTAL INSURANCE	$320	$284	$335	$620	$0	$0	$300	$320	$0	$320	-48.39%	$0
128 LONG TERM DISABILITY	$216	$226	$307	$320	$0	$0	$250	$250	$0	$250	-21.88%	$0
129 VISION INSURANCE	$93	$87	$95	$143	$0	$0	$143	$143	$0	$143	0.00%	$0
131 UNIFORMS (BUY)	$1,547	$1,149	$1,097	$4,504	$0	$0	$3,000	$3,000	$0	$3,000	-33.39%	$0
132 UNIFORM RENTAL	$0	$0	$0	$0	$0	$0	$0	$0	$0	$0	0.00%	$0
133 BUSINESS- TRANSPORTATION	$0	$0	$0	$0	$0	$0	$0	$0	$0	$0	0.00%	$0
141 WORKSHOP TRAINING	$275	$50	$100	$2,375	$0	$0	$1,400	$2,375	$0	$2,375	0.00%	$0
142 PROFESSIONAL CONFERENCES	$0	$0	$0	$0	$0	$0	$0	$0	$0	$0	0.00%	$0
146 TRAINING- TRANSPORTATION	$0	$0	$0	$216	$0	$0	$0	$200	$0	$200	-7.41%	$0
147 TRAINING- LODGING	$0	$0	$0	$0	$0	$0	$0	$0	$0	$0	0.00%	$0
148 TRAINING- MEALS	$0	$0	$0	$0	$0	$0	$0	$0	$0	$0	0.00%	$0
TOTAL EMPLOYEE SERVICES	**$134,041**	**$114,542**	**$147,192**	**$161,692**	**$0**	**$0**	**$117,418**	**$124,598**	**$0**	**$124,598**	**-22.94%**	**$0**
211 GENERAL OFFICE SUPPLIES	$0	$170	$0	$0	$0	$0	$0	$0	$0	$0	0.00%	$0
226 MISC. HARDWARE	$0	$0	$0	$0	$0	$0	$0	$0	$0	$0	0.00%	$0
252 MEDICAL SUPPLIES	$0	$0	$0	$0	$0	$0	$0	$0	$0	$0	0.00%	$0
253 CHEMICALS	$0	$0	$0	$0	$0	$0	$0	$0	$0	$0	0.00%	$0
256 MINOR TOOLS/INSTRUMENTS	$437	$1,160	$407	$450	$0	$0	$400	$450	$0	$450	0.00%	$0
259 MISC. SUPPLIES	$2,189	$3,310	$4,866	$4,550	$0	$0	$2,500	$2,500	$0	$2,500	-45.05%	$0
261 OFFICE FURNITURE	$0	$0	$160	$800	$0	$0	$500	$800	$0	$800	0.00%	$0
262 COMMUNICATION EQUIPMENT	$0	$0	$0	$0	$0	$0	$0	$0	$0	$0	0.00%	$0
263 PHOTOGRAPHIC EQUIPMENT	$0	$0	$0	$480	$0	$0	$0	$480	$0	$480	0.00%	$0
268 APPLIANCES	$0	$0	$0	$350	$0	$0	$0	$350	$0	$350	0.00%	$0
269 OTHER OFFICE EQUIPMENT	$6,509	$200	$38	$1,000	$0	$0	$1,000	$1,000	$0	$1,000	0.00%	$0
278 ANIMAL CONTROL DEVICES	$730	$208	$503	$750	$0	$0	$500	$750	$0	$750	0.00%	$0
TOTAL OPERATIONAL SUPPLIES AND EQUIPMENT	**$9,865**	**$5,048**	**$5,974**	**$8,380**	**$0**	**$0**	**$4,900**	**$6,330**	**$0**	**$6,330**	**-24.46%**	**$0**
313 SHORT TERM RENTAL	$0	$0	$0	$0	$0	$0	$0	$0	$0	$0	0.00%	$0
321 LIGHT AND POWER	$3,695	$3,853	$2,747	$3,794	$0	$0	$3,800	$3,900	$0	$3,900	2.79%	$0

322 NATURAL GAS, PROPANE	$0	$0	$0	$0	$0	$0	$0	$0	$0	$0	0.00%	$0
323 TRUNK TELEPHONE SYSTEM	$508	$493	$824	$460	$0	$0	$1,660	$1,700	$0	$1,700	269.57%	$0
324 CELL PHONES	$1,472	$1,490	$1,841	$1,800	$0	$0	$1,800	$1,800	$0	$1,800	0.00%	$0
325 PAGERS	$0	$0	$0	$0	$0	$0	$0	$0	$0	$0	0.00%	$0
349 MISC REPAIRS/MAINT	$502	$0	$1,127	$4,006	$0	$0	$9,600	$4,000	$0	$4,000	-0.15%	$0
352 CLEANING SUPPLIES	$2,765	$2,999	$1,255	$3,500	$0	$0	$1,500	$2,000	$0	$2,000	-42.86%	$0
353 CLEANING SUPPLIES	$0	$0	$0	$0	$0	$0	$0	$0	$0	$0	0.00%	$0
TOTAL FACILITIES OPERATIONS / MAINTENANCE	**$8,942**	**$8,835**	**$7,794**	**$13,560**	**$0**	**$0**	**$18,360**	**$13,400**	**$0**	**$13,400**	**-1.18%**	**$0**
414 MOTOR VEHICLE RENTAL	$10,000	$13,800	$13,550	$14,000	$0	$0	$13,550	$10,000	$0	$10,000	-28.57%	$0
419 REPLACEMENT FUND CONTRIBUTION	$5,824	$4,487	$5,719	$5,719	$0	$0	$5,719	$0	$0	$0	-100.00%	$0
421 FUEL, OIL, LUBRICANTS	$0	$0	$0	$0	$0	$0	$0	$0	$0	$0	0.00%	$0
423 TIRES/BATTERIES/FILTERS/HOSES	$0	$0	$0	$0	$0	$0	$0	$0	$0	$0	0.00%	$0
424 ELECTRICAL PARTS	$0	$0	$0	$0	$0	$0	$0	$0	$0	$0	0.00%	$0
428 TRANSMISSION/MOTOR PARTS	$0	$0	$0	$0	$0	$0	$0	$0	$0	$0	0.00%	$0
TOTAL EQUIPMENT OPERATIONS / MAINTENANCE	**$15,824**	**$18,287**	**$19,269**	**$19,719**	**$0**	**$0**	**$19,269**	**$10,000**	**$0**	**$10,000**	**-49.29%**	**$0**
514 MEDICAL SERVICES	$0	$0	$0	$0	$0	$0	$0	$0	$0	$0	0.00%	$0
515 VETERINARIAN SERVICES	$17,332	$15,810	$15,241	$18,000	$0	$0	$10,000	$18,000	$0	$18,000	0.00%	$0
519 OTHER PROFESSIONAL SERVICES	$0	$0	$0	$0	$0	$0	$0	$0	$0	$0	0.00%	$0
524 LAUNDRY AND CLEANING	$0	$0	$0	$0	$0	$0	$0	$0	$0	$0	0.00%	$0
525 LANDFILL FEES	$0	$0	$0	$0	$0	$0	$0	$0	$0	$0	0.00%	$0
532 SOFTWARE MAINT/LICENSE	$0	$2,821	$595	$1,650	$0	$0	$400	$600	$0	$600	-63.64%	$0
539 OTHER CONTRACT SERVICES	$12,806	$33,995	$3,804	$1,560	$0	$0	$72,720	$61,100	$0	$61,100	3816.67%	$0
TOTAL CONTRACT SERVICES AND FEES	**$30,137**	**$52,626**	**$19,641**	**$21,210**	**$0**	**$0**	**$83,120**	**$79,700**	**$0**	**$79,700**	**275.77%**	**$0**
719 OTHER CAPITAL OUTLAY	$0	$0	$0	$0	$0	$0	$0	$0	$0	$0	0.00%	$0
723 MOTOR VEHICLES	$0	$0	$0	$0	$0	$0	$0	$0	$0	$0	0.00%	$0
724 HEAVY EQUIPMENT	$0	$0	$0	$0	$0	$0	$0	$0	$0	$0	0.00%	$0
725 OTHER EQUIPMENT	$0	$0	$0	$0	$0	$0	$0	$0	$0	$0	0.00%	$0
TOTAL CAPITAL OUTLAY	**$0**	**$0**	**$0**	**$0**	**$0**	**$0**	**$0**	**$0**	**$0**	**$0**	**0.00%**	**$0**
TOTAL GENERAL FUND | ANIMAL CONTROL	**$198,810**	**$199,338**	**$199,870**	**$224,561**	**$0**	**$0**	**$243,067**	**$234,028**	**$0**	**$234,028**	**4.22%**	**$0**

CITY OF TAYLOR
ORGUNIT DETAILS

ORGUNIT: 100-563
FUND: 100 GENERAL FUND
DEPARTMENT: 563 STREETS AND GROUNDS
DEPTDIV: GENERAL FUND | STREETS AND GROUNDS

	FY 2018	FY 2019	FY 2020	FY 2021				FY 2022				FY 2023
ACCOUNTS / CATEGORIES	ACTUAL	ACTUAL	ACTUAL	BUDGET	AMENDED	ACTUAL	ESTIMATED	BASE	PACKAGES	PROPOSED	% CHG	PLANNING
111 REGULAR FULL TIME	$491,445	$577,158	$695,248	$693,525	$0	$0	$707,700	$743,950	$0	$743,950	7.27%	$0
114 OVERTIME	$15,213	$39,918	$16,589	$14,774	$0	$0	$17,774	$14,774	$0	$14,774	0.00%	$0
115 LONGEVITY PAY	$3,312	$3,696	$4,464	$5,040	$0	$0	$5,040	$6,340	$0	$6,340	25.79%	$0
116 REGULAR PART TIME	$0	$0	$0	$0	$0	$0	$0	$0	$0	$0	0.00%	$0
117 TEMPORARY/SEASONAL	$0	$0	$0	$0	$0	$0	$0	$0	$0	$0	0.00%	$0
118 INSURANCE ALLOWANCE	$969	$1,938	$2,419	$1,200	$0	$0	$1,200	$1,200	$0	$1,200	0.00%	$0
119 CERTIFICATION PAY	$0	$0	$0	$0	$0	$0	$0	$0	$0	$0	0.00%	$0
120 UNUM LIFE	$1,266	$1,275	$1,927	$1,617	$0	$0	$1,617	$1,617	$0	$1,617	0.00%	$0
121 FICA SOCIAL SECURITY	$36,238	$46,654	$53,755	$53,599	$0	$0	$54,680	$57,660	$0	$57,660	7.58%	$0
122 WORKERS COMPENSATION	$24,895	$30,243	$32,203	$25,210	$0	$0	$30,000	$30,000	$0	$30,000	19.00%	$0
123 STATE UNEMPLOYMENT TAXES	$2,160	$226	$2,327	$2,592	$0	$0	$2,592	$2,592	$0	$2,592	0.00%	$0
124 RETIREMENT-TMRS	$61,757	$75,607	$91,822	$93,084	$0	$0	$95,000	$101,150	$0	$101,150	8.67%	$0
126 HEALTH INSURANCE	$86,292	$102,075	$97,187	$94,728	$0	$0	$110,700	$116,258	$0	$116,258	22.73%	$0
127 DENTAL INSURANCE	$3,748	$3,580	$4,931	$4,699	$0	$0	$4,699	$4,750	$0	$4,750	1.09%	$0
128 LONG TERM DISABILITY	$1,503	$1,708	$2,076	$2,081	$0	$0	$2,060	$2,230	$0	$2,230	7.16%	$0
129 VISION INSURANCE	$551	$584	$732	$760	$0	$0	$715	$730	$0	$730	-3.95%	$0
131 UNIFORMS (BUY)	$4,046	$4,282	$3,915	$5,438	$0	$0	$5,438	$5,438	$0	$5,438	0.00%	$0
132 UNIFORM RENTAL	$3,587	$7,887	$11,383	$8,736	$0	$0	$12,451	$12,451	$0	$12,451	42.53%	$0
141 WORKSHOP TRAINING	$790	$718	$0	$778	$0	$0	$778	$1,700	$0	$1,700	118.51%	$0
142 PROFESSIONAL CONFERENCES	$1,324	$2,519	$0	$1,200	$0	$0	$1,200	$1,500	$0	$1,500	25.00%	$0
143 MEMBERSHIPS AND DUES	$384	$372	$640	$906	$0	$0	$906	$906	$0	$906	0.00%	$0
144 SUBSCRIPTIONS AND BOOKS	$0	$0	$0	$575	$0	$0	$0	$575	$0	$575	0.00%	$0
145 TUITION	$0	$0	$0	$0	$0	$0	$0	$0	$0	$0	0.00%	$0
146 TRAINING- TRANSPORTATION	$640	$768	$0	$718	$0	$0	$718	$718	$0	$718	0.00%	$0
147 TRAINING- LODGING	$1,712	$2,483	$0	$800	$0	$0	$800	$2,000	$0	$2,000	150.00%	$0
148 TRAINING- MEALS	$138	$298	$0	$200	$0	$0	$200	$200	$0	$200	0.00%	$0
TOTAL EMPLOYEE SERVICES	**$741,969**	**$903,987**	**$1,021,619**	**$1,012,260**	**$0**	**$0**	**$1,056,268**	**$1,108,739**	**$0**	**$1,108,739**	**9.53%**	**$0**
211 GENERAL OFFICE SUPPLIES	$4,035	$3,669	$3,079	$3,420	$0	$0	$3,420	$3,420	$0	$3,420	0.00%	$0
215 POSTAGE	$11	$0	$27	$50	$0	$0	$50	$50	$0	$50	0.00%	$0
217 OFFICE SECURITY	$1,339	$1,371	$1,419	$1,440	$0	$0	$1,440	$1,440	$0	$1,440	0.00%	$0
221 STREET REPAIR MATERIALS	$39,432	$42,546	$52,562	$52,345	$0	$0	$85,228	$85,228	$0	$85,228	62.82%	$0
222 STRIPING AND STREET SIGNS	$14,729	$16,750	$14,514	$22,043	$0	$0	$22,043	$22,043	$0	$22,043	0.00%	$0
223 BUILDING MATERIALS	$0	$0	$0	$0	$0	$0	$0	$0	$0	$0	0.00%	$0
225 SAND AND GRAVEL	$0	$0	$0	$0	$0	$0	$0	$0	$0	$0	0.00%	$0
226 MISC. HARDWARE	$85	$325	$173	$500	$0	$0	$500	$500	$0	$500	0.00%	$0
232 FOOD/MEALS	$1,441	$1,624	$631	$2,100	$0	$0	$2,100	$2,100	$0	$2,100	0.00%	$0
252 MEDICAL SUPPLIES	$880	$1,271	$999	$1,000	$0	$0	$1,000	$1,000	$0	$1,000	0.00%	$0
253 CHEMICALS	$1,437	$2,364	$1,098	$3,201	$0	$0	$4,721	$4,721	$0	$4,721	47.49%	$0
254 BOTANICAL/LANDSCAPE	$1,816	$2,949	$69	$8,099	$0	$0	$8,099	$8,099	$0	$8,099	0.00%	$0
255 RECREATIONAL/SPORTS EQUIP.	$402	$0	$1	$500	$0	$0	$500	$500	$0	$500	0.00%	$0
256 MINOR TOOLS/INSTRUMENTS	$354	$548	$212	$540	$0	$0	$540	$540	$0	$540	0.00%	$0

259 MISC. SUPPLIES	$539	$822	$431	$600	$0	$0	$600	$600	$0	$600	0.00%	$0
261 OFFICE FURNITURE	$0	$152	$0	$0	$0	$0	$0	$0	$0	$0	0.00%	$0
262 COMMUNICATION EQUIPMENT	$0	$0	$0	$0	$0	$0	$0	$0	$0	$0	0.00%	$0
263 PHOTOGRAPHIC EQUIPMENT	$0	$610	$0	$0	$0	$0	$0	$0	$0	$0	0.00%	$0
264 COMPUTER ACCESSORIES	$0	$0	$0	$0	$0	$0	$0	$0	$0	$0	0.00%	$0
266 GENERAL ELECTRONIC EQUIPMENT	$0	$0	$0	$0	$0	$0	$0	$0	$0	$0	0.00%	$0
267 COMPUTERS	$2,157	$1,921	$0	$0	$0	$0	$0	$2,000	$0	$2,000	0.00%	$4,000
269 OTHER OFFICE EQUIPMENT	$0	$7,095	$0	$0	$0	$0	$0	$0	$0	$0	0.00%	$0
271 GROUNDS KEEPING EQUIPMENT	$1,921	$175	$866	$2,740	$0	$0	$2,740	$2,740	$0	$2,740	0.00%	$0
272 STREET MAINTENANCE EQUIPMENT	$1,056	$17,081	$685	$1,370	$0	$0	$4,457	$1,370	$0	$1,370	0.00%	$0
279 OTHER OPERATIONAL EQUIPMENT	$1,150	$97	$2,069	$3,904	$0	$0	$3,904	$3,904	$0	$3,904	0.00%	$0
TOTAL OPERATIONAL SUPPLIES AND EQUIPMENT	**$72,782**	**$101,373**	**$78,833**	**$103,852**	**$0**	**$0**	**$141,342**	**$140,255**	**$0**	**$140,255**	**35.05%**	**$4,000**
311 LONG TERM LEASE	$0	$0	$0	$0	$0	$0	$0	$0	$0	$0	0.00%	$0
312 ANNUAL LEASE	$0	$0	$0	$0	$0	$0	$0	$0	$0	$0	0.00%	$0
313 SHORT TERM RENTAL	$2,626	$3,109	$210	$1,010	$0	$0	$1,010	$1,010	$0	$1,010	0.00%	$0
321 LIGHT AND POWER	$75,957	$61,663	$52,442	$63,773	$0	$0	$62,500	$64,000	$0	$64,000	0.36%	$0
322 NATURAL GAS,PROPANE	$1,231	$1,756	$1,583	$1,780	$0	$0	$1,880	$1,950	$0	$1,950	9.55%	$0
323 TRUNK TELEPHONE SYSTEM	$4,569	$3,822	$2,940	$5,800	$0	$0	$3,100	$3,200	$0	$3,200	-44.83%	$0
324 CELL PHONES	$2,612	$2,806	$3,985	$3,600	$0	$0	$3,700	$3,700	$0	$3,700	2.78%	$0
325 PAGERS	$0	$0	$0	$0	$0	$0	$0	$0	$0	$0	0.00%	$0
326 WIRELESS DATA SERVICES	$0	$0	$0	$0	$0	$0	$0	$0	$0	$0	0.00%	$0
349 MISC REPAIRS/MAINT	$13,530	$9,381	$6,506	$8,400	$0	$0	$12,500	$12,500	$0	$12,500	48.81%	$0
352 CLEANING SUPPLIES	$479	$1,372	$1,254	$0	$0	$0	$800	$0	$0	$0	0.00%	$0
TOTAL FACILITIES OPERATIONS / MAINTENANCE	**$101,003**	**$83,910**	**$68,919**	**$84,363**	**$0**	**$0**	**$85,490**	**$86,360**	**$0**	**$86,360**	**2.37%**	**$0**
412 LIGHT EQUIPMENT RENTAL	$25,000	$25,000	$24,167	$25,000	$0	$0	$25,000	$30,000	$0	$30,000	20.00%	$0
414 MOTOR VEHICLE RENTAL	$70,000	$61,100	$69,750	$69,750	$0	$0	$69,750	$54,000	$0	$54,000	-22.58%	$0
415 TRUCKS, HEAVY EQUIP RENTAL	$48,000	$45,000	$35,968	$40,000	$0	$0	$40,000	$60,000	$0	$60,000	50.00%	$0
416 LIGHT EQUIP RENTAL-EXTERNAL	$0	$0	$6,524	$22,500	$0	$0	$28,500	$6,000	$0	$6,000	-73.33%	$0
418 TRUCK/HEAVY EQUIP RENTAL/EXT	$0	$0	$2,913	$3,120	$0	$0	$25,000	$25,000	$0	$25,000	701.28%	$0
419 REPLACEMENT FUND CONTRIBUTION	$118,062	$118,440	$100,372	$107,870	$0	$0	$107,869	$97,519	$0	$97,519	-9.60%	$0
421 FUEL, OIL, LUBRICANTS	$0	$0	$0	$0	$0	$0	$0	$0	$0	$0	0.00%	$0
423 TIRES/BATTERIES/FILTERS/HOSES	$0	$0	$0	$0	$0	$0	$0	$0	$0	$0	0.00%	$0
424 ELECTRICAL PARTS	$0	$0	$0	$0	$0	$0	$0	$0	$0	$0	0.00%	$0
425 BRAKE/SUSPENSION SYSTEM	$0	$0	$0	$0	$0	$0	$0	$0	$0	$0	0.00%	$0
426 HYDRAULIC SYSTEM PARTS	$0	$0	$0	$0	$0	$0	$0	$0	$0	$0	0.00%	$0
427 COOLING SYSTEM PARTS	$0	$0	$0	$0	$0	$0	$0	$0	$0	$0	0.00%	$0
428 TRANSMISSION/MOTOR PARTS	$0	$0	$0	$0	$0	$0	$0	$0	$0	$0	0.00%	$0
429 BODY SHOP PARTS	$0	$0	$0	$0	$0	$0	$0	$0	$0	$0	0.00%	$0
432 MACHINE TOOLS MAINT/REPAIR	$0	$0	$0	$0	$0	$0	$0	$0	$0	$0	0.00%	$0
433 PUMPS, MAINT/REPAIR	$0	$0	$0	$0	$0	$0	$0	$0	$0	$0	0.00%	$0
434 ELECTRIC MOTOR MAINT/REPAIR	$0	$0	$0	$0	$0	$0	$0	$0	$0	$0	0.00%	$0
435 ELECTRIC PANEL MAINT/REPAIR	$0	$0	$0	$0	$0	$0	$0	$0	$0	$0	0.00%	$0
436 OTHER EQUIP MAINT/REPAIR	$0	$0	$0	$0	$0	$0	$0	$0	$0	$0	0.00%	$0
439 OTHER EQUIPMENT MAINT/REPAIR	$0	$0	$0	$0	$0	$0	$0	$0	$0	$0	0.00%	$0
461 OFFICE EQUIPMENT RENTAL	$0	$0	$0	$0	$0	$0	$0	$0	$0	$0	0.00%	$0

462 EQUIPMENT REPAIRS/MAINT	$228	$0	$0	$0	$0	$0	$0	$0	$0	$0	0.00%	$0
TOTAL EQUIPMENT OPERATIONS / MAINTENANCE	**$261,290**	**$249,540**	**$239,695**	**$268,240**	**$0**	**$0**	**$296,119**	**$272,519**	**$0**	**$272,519**	**1.60%**	**$0**
512 ENGINEERING SERVICES	$0	$0	$0	$0	$0	$0	$0	$0	$0	$0	0.00%	$0
523 OUTSIDE PRINTING	$25	$0	$0	$0	$0	$0	$0	$0	$0	$0	0.00%	$0
526 TESTING/CERT. PERMITS	$75	$250	$414	$1,267	$0	$0	$1,267	$1,267	$0	$1,267	0.00%	$0
528 ADVERTISING	$105	$0	$210	$0	$0	$0	$0	$0	$0	$0	0.00%	$0
531 TRASH COLLECTION SERVICE	$6,621	$4,158	$6,478	$17,941	$0	$0	$17,941	$17,941	$0	$17,941	0.00%	$0
532 SOFTWARE MAINT/LICENSE	$3,195	$4,636	$3,000	$5,656	$0	$0	$5,656	$5,656	$0	$5,656	0.00%	$0
536 EXTENDED MAINTENANCE WARRANTY	$0	$0	$0	$0	$0	$0	$0	$0	$0	$0	0.00%	$0
539 OTHER CONTRACT SERVICES	$128,030	$176,856	$231,008	$212,045	$0	$0	$256,117	$231,117	$120,000	$351,117	65.59%	$0
541 ANNUAL STREET MAINTENANCE	$0	$0	$0	$0	$0	$0	$0	$0	$0	$0	0.00%	$0
544 ANNUAL STREET REHABILITATION	$0	$0	$0	$0	$0	$0	$0	$0	$0	$0	0.00%	$0
TOTAL CONTRACT SERVICES AND FEES	**$138,051**	**$185,900**	**$241,110**	**$236,909**	**$0**	**$0**	**$280,981**	**$255,981**	**$120,000**	**$375,981**	**58.70%**	**$0**
711 OFFICE FURNITURE	$0	$0	$0	$0	$0	$0	$0	$0	$0	$0	0.00%	$0
712 COMMUNICATION EQUIPMENT	$0	$0	$0	$0	$0	$0	$0	$0	$0	$0	0.00%	$0
714 COMPUTER EQUIPMENT	$0	$0	$0	$0	$0	$0	$0	$0	$0	$0	0.00%	$0
721 MACHINE TOOLS/APPARATUS	$0	$0	$0	$0	$0	$0	$0	$0	$0	$0	0.00%	$0
722 LIGHT EQUIPMENT	$0	$0	$0	$0	$0	$0	$0	$0	$0	$0	0.00%	$0
723 MOTOR VEHICLES	$0	$0	$0	$0	$0	$0	$0	$0	$0	$0	0.00%	$0
724 HEAVY EQUIPMENT	$0	$0	$0	$0	$0	$0	$0	$0	$0	$0	0.00%	$0
725 OTHER EQUIPMENT	$0	$0	$0	$0	$0	$0	$0	$0	$0	$0	0.00%	$0
TOTAL CAPITAL OUTLAY	**$0**	**$0**	**$0**	**$0**	**$0**	**$0**	**$0**	**$0**	**$0**	**$0**	**0.00%**	**$0**
TOTAL GENERAL FUND | STREETS AND GROUNDS	**$1,315,094**	**$1,524,710**	**$1,650,175**	**$1,705,624**	**$0**	**$0**	**$1,860,200**	**$1,863,854**	**$120,000**	**$1,983,854**	**16.31%**	**$4,000**

CITY OF TAYLOR
ORGUNIT DETAILS

ORGUNIT: 100-565
FUND: 100 GENERAL FUND
DEPARTMENT: 565 PARKS AND RECREATION
DEPTDIV: GENERAL FUND | PARKS AND RECREATION

	FY 2018	FY 2019	FY 2020	FY 2021				FY 2022				FY 2023
ACCOUNTS / CATEGORIES	ACTUAL	ACTUAL	ACTUAL	BUDGET	AMENDED	ACTUAL	ESTIMATED	BASE	PACKAGES	PROPOSED	% CHG	PLANNING
111 REGULAR FULL TIME	$213,130	$283,016	$352,045	$348,950	$0	$0	$353,470	$362,050	$0	$362,050	3.75%	$0
114 OVERTIME	$23,654	$24,576	$13,743	$25,191	$0	$0	$25,191	$25,191	$0	$25,191	0.00%	$0
115 LONGEVITY PAY	$1,104	$912	$1,248	$1,584	$0	$0	$1,580	$1,680	$0	$1,680	6.06%	$0
116 REGULAR PART TIME	$0	$0	$0	$0	$0	$0	$0	$0	$0	$0	0.00%	$0
117 TEMPORARY/SEASONAL	$0	$0	$0	$0	$0	$0	$0	$0	$0	$0	0.00%	$0
118 INSURANCE ALLOWANCE	$1,200	$462	$0	$0	$0	$0	$0	$0	$0	$0	0.00%	$0
119 CERTIFICATION PAY	$20	$0	$0	$0	$0	$0	$0	$0	$0	$0	0.00%	$0
120 UNUM LIFE	$545	$640	$970	$886	$0	$0	$890	$890	$0	$890	0.45%	$0
121 FICA SOCIAL SECURITY	$16,224	$22,594	$26,566	$26,896	$0	$0	$27,250	$27,910	$0	$27,910	3.77%	$0
122 WORKERS COMPENSATION	$5,154	$7,354	$7,834	$6,133	$0	$0	$7,710	$7,710	$0	$7,710	25.71%	$0
123 STATE UNEMPLOYMENT TAXES	$1,254	$166	$1,161	$1,296	$0	$0	$1,296	$1,296	$0	$1,296	0.00%	$0
124 RETIREMENT-TMRS	$28,881	$37,544	$46,892	$46,709	$0	$0	$47,317	$48,960	$0	$48,960	4.82%	$0
126 HEALTH INSURANCE	$33,630	$40,703	$52,899	$54,131	$0	$0	$59,040	$62,000	$0	$62,000	14.54%	$0
127 DENTAL INSURANCE	$1,463	$1,499	$2,603	$2,512	$0	$0	$2,480	$2,530	$0	$2,530	0.72%	$0
128 LONG TERM DISABILITY	$621	$859	$1,048	$1,047	$0	$0	$1,050	$1,090	$0	$1,090	4.11%	$0
129 VISION INSURANCE	$209	$240	$372	$381	$0	$0	$380	$390	$0	$390	2.36%	$0
131 UNIFORMS (BUY)	$2,999	$3,182	$3,574	$5,127	$0	$0	$5,127	$5,127	$0	$5,127	0.00%	$0
132 UNIFORM RENTAL	$1,637	$1,354	$1,909	$2,000	$0	$0	$2,000	$2,000	$0	$2,000	0.00%	$0
141 WORKSHOP TRAINING	$470	$415	$1,025	$975	$0	$0	$975	$975	$0	$975	0.00%	$0
142 PROFESSIONAL CONFERENCES	$0	$0	$400	$265	$0	$0	$400	$265	$0	$265	0.00%	$0
143 MEMBERSHIPS AND DUES	$375	$610	$375	$635	$0	$0	$635	$635	$0	$635	0.00%	$0
144 SUBSCRIPTIONS AND BOOKS	$0	$0	$0	$0	$0	$0	$0	$0	$0	$0	0.00%	$0
146 TRAINING- TRANSPORTATION	$171	$0	$10	$100	$0	$0	$100	$100	$0	$100	0.00%	$0
147 TRAINING- LODGING	$215	$598	$959	$900	$0	$0	$900	$900	$0	$900	0.00%	$0
148 TRAINING- MEALS	$90	$160	$204	$261	$0	$0	$261	$261	$0	$261	0.00%	$0
TOTAL EMPLOYEE SERVICES	**$333,043**	**$426,885**	**$515,838**	**$525,979**	**$0**	**$0**	**$538,052**	**$551,960**	**$0**	**$551,960**	**4.94%**	**$0**
211 GENERAL OFFICE SUPPLIES	$1,263	$1,092	$644	$1,600	$0	$0	$1,600	$1,600	$0	$1,600	0.00%	$0
215 POSTAGE	$21	$26	$0	$100	$0	$0	$100	$100	$0	$100	0.00%	$0
217 OFFICE SECURITY	$2,371	$2,548	$1,198	$2,000	$0	$0	$2,000	$2,000	$0	$2,000	0.00%	$0
222 STRIPING AND STREET SIGNS	$3,377	$4,346	$3,155	$6,000	$0	$0	$6,000	$6,000	$0	$6,000	0.00%	$0
225 SAND AND GRAVEL	$4,305	$3,895	$3,232	$12,000	$0	$0	$12,000	$12,000	$0	$12,000	0.00%	$0
226 MISC. HARDWARE	$483	$314	$378	$500	$0	$0	$500	$500	$0	$500	0.00%	$0
232 FOOD/MEALS	$714	$487	$181	$500	$0	$0	$500	$500	$0	$500	0.00%	$0
233 CITY SPONSORED EVENTS	$8,020	$3,590	$2,898	$9,950	$0	$0	$9,950	$9,950	$0	$9,950	0.00%	$0
252 MEDICAL SUPPLIES	$70	$949	$674	$1,000	$0	$0	$1,000	$1,000	$0	$1,000	0.00%	$0
253 CHEMICALS	$19,721	$33,960	$23,904	$32,561	$0	$0	$32,561	$32,561	$0	$32,561	0.00%	$0
254 BOTANICAL/LANDSCAPE	$2,255	$3,325	$3,493	$5,824	$0	$0	$5,824	$5,824	$0	$5,824	0.00%	$0
255 RECREATIONAL/SPORTS EQUIP.	$0	$0	$0	$0	$0	$0	$0	$0	$0	$0	0.00%	$0
256 MINOR TOOLS/INSTRUMENTS	$528	$481	$414	$600	$0	$0	$600	$600	$0	$600	0.00%	$0
259 MISC. SUPPLIES	$2,327	$2,052	$2,759	$3,030	$0	$0	$3,030	$3,030	$0	$3,030	0.00%	$0
261 OFFICE FURNITURE	$189	$0	$0	$200	$0	$0	$200	$200	$0	$200	0.00%	$0

262 COMMUNICATION EQUIPMENT	$0	$0	$0	$0	$0	$0	$0	$0	$0	$0	0.00%	$0
263 PHOTOGRAPHIC EQUIPMENT	$0	$0	$0	$0	$0	$0	$0	$0	$0	$0	0.00%	$0
264 COMPUTER ACCESSORIES	$1,088	$0	$0	$0	$0	$0	$0	$0	$0	$0	0.00%	$0
267 COMPUTERS	$2,281	$0	$949	$1,100	$0	$0	$1,100	$1,100	$0	$1,100	0.00%	$0
268 APPLIANCES	$0	$0	$0	$0	$0	$0	$0	$0	$0	$0	0.00%	$0
269 OTHER OFFICE EQUIPMENT	$0	$0	$0	$0	$0	$0	$0	$0	$0	$0	0.00%	$0
271 GROUNDS KEEPING EQUIPMENT	$189	$4,887	$20,037	$5,099	$0	$0	$5,099	$5,099	$0	$5,099	0.00%	$0
277 SPORTS EQUIPMENT	$6,956	$7,703	$14,168	$9,140	$0	$0	$17,683	$9,140	$0	$9,140	0.00%	$0
279 OTHER OPERATIONAL EQUIPMENT	$4,135	$1,829	$439	$2,000	$0	$0	$2,000	$2,000	$0	$2,000	0.00%	$0
TOTAL OPERATIONAL SUPPLIES AND EQUIPMENT	**$60,290**	**$71,484**	**$78,522**	**$93,204**	**$0**	**$0**	**$101,747**	**$93,204**	**$0**	**$93,204**	**0.00%**	**$0**
311 LONG TERM LEASE	$1,224	$1,122	$1,224	$1,428	$0	$0	$1,428	$1,428	$0	$1,428	0.00%	$0
321 LIGHT AND POWER	$45,446	$48,474	$41,243	$48,500	$0	$0	$48,000	$50,000	$0	$50,000	3.09%	$0
322 NATURAL GAS, PROPANE	$0	$0	$1,113	$1,680	$0	$0	$1,550	$1,750	$0	$1,750	4.17%	$0
323 TRUNK TELEPHONE SYSTEM	$562	$453	$483	$750	$0	$0	$600	$650	$0	$650	-13.33%	$0
324 CELL PHONES	$2,231	$2,340	$3,035	$2,400	$0	$0	$2,700	$2,700	$0	$2,700	12.50%	$0
325 PAGERS	$0	$0	$0	$0	$0	$0	$0	$0	$0	$0	0.00%	$0
326 WIRELESS DATA SERVICES	$1,033	$777	$850	$912	$0	$0	$912	$912	$0	$912	0.00%	$0
349 MISC REPAIRS/MAINT	$97,587	$74,645	$62,893	$79,500	$0	$0	$79,500	$79,500	$0	$79,500	0.00%	$0
352 CLEANING SUPPLIES	$7,461	$6,155	$4,342	$8,000	$0	$0	$8,000	$9,500	$0	$9,500	18.75%	$0
TOTAL FACILITIES OPERATIONS / MAINTENANCE	**$155,543**	**$133,967**	**$115,182**	**$143,170**	**$0**	**$0**	**$142,690**	**$146,440**	**$0**	**$146,440**	**2.28%**	**$0**
412 LIGHT EQUIPMENT RENTAL	$10,000	$6,700	$10,833	$10,000	$0	$0	$10,000	$10,000	$0	$10,000	0.00%	$0
414 MOTOR VEHICLE RENTAL	$15,000	$20,700	$22,325	$21,000	$0	$0	$22,325	$20,000	$0	$20,000	-4.76%	$0
419 REPLACEMENT FUND CONTRIBUTION	$75,881	$65,100	$79,888	$75,636	$0	$0	$75,636	$64,272	$0	$64,272	-15.02%	$0
TOTAL EQUIPMENT OPERATIONS / MAINTENANCE	**$100,881**	**$92,500**	**$113,046**	**$106,636**	**$0**	**$0**	**$107,961**	**$94,272**	**$0**	**$94,272**	**-11.59%**	**$0**
519 OTHER PROFESSIONAL SERVIVES	$0	$0	$35,973	$0	$0	$0	$0	$0	$0	$0	0.00%	$0
523 OUTSIDE PRINTING	$556	$363	$0	$2,000	$0	$0	$2,000	$2,000	$0	$2,000	0.00%	$0
526 TESTING/CERT. PERMITS	$75	$75	$675	$1,175	$0	$0	$775	$1,175	$0	$1,175	0.00%	$0
528 ADVERTISING	$0	$0	$84	$0	$0	$0	$0	$0	$0	$0	0.00%	$0
532 SOFTWARE MAINT/LICENSE	$6,250	$2,000	$2,000	$4,125	$0	$0	$4,125	$4,125	$0	$4,125	0.00%	$0
539 OTHER CONTRACT SERVICES	$182,108	$142,233	$156,679	$165,019	$0	$0	$140,019	$140,019	$30,000	$170,019	3.03%	$0
TOTAL CONTRACT SERVICES AND FEES	**$188,989**	**$144,671**	**$195,411**	**$172,319**	**$0**	**$0**	**$146,919**	**$147,319**	**$30,000**	**$177,319**	**2.90%**	**$0**
719 OTHER CAPITAL OUTLAY	$0	$0	$58,138	$0	$0	$0	$0	$0	$0	$0	0.00%	$0
725 OTHER EQUIPMENT	$6,309	$0	$0	$0	$0	$0	$0	$0	$0	$0	0.00%	$0
728 TECHNOLOGY EQUIP AND SOFTWARE	$0	$0	$0	$0	$0	$0	$0	$0	$0	$0	0.00%	$0
TOTAL CAPITAL OUTLAY	**$6,309**	**$0**	**$58,138**	**$0**	**$0**	**$0**	**$0**	**$0**	**$0**	**$0**	**0.00%**	**$0**
TOTAL GENERAL FUND | PARKS AND RECREATION	**$845,055**	**$869,507**	**$1,076,138**	**$1,041,308**	**$0**	**$0**	**$1,037,369**	**$1,033,195**	**$30,000**	**$1,063,195**	**2.10%**	**$0**

CITY OF TAYLOR
ORGUNIT DETAILS

ORGUNIT: 100-566
FUND: 100 GENERAL FUND
DEPARTMENT: 566 BUILDING MAINTENANCE
DEPTDIV: GENERAL FUND | BUILDING MAINTENANCE

	FY 2018	FY 2019	FY 2020	FY 2021				FY 2022				FY 2023
ACCOUNTS / CATEGORIES	ACTUAL	ACTUAL	ACTUAL	BUDGET	AMENDED	ACTUAL	ESTIMATED	BASE	PACKAGES	PROPOSED	% CHG	PLANNING
111 REGULAR FULL TIME	$149,947	$166,857	$172,942	$171,444	$0	$0	$174,890	$199,200	$0	$199,200	16.19%	$0
114 OVERTIME	$1,998	$762	$1,419	$2,000	$0	$0	$2,000	$2,000	$0	$2,000	0.00%	$0
115 LONGEVITY PAY	$2,112	$2,160	$2,304	$2,496	$0	$0	$2,500	$2,620	$0	$2,620	4.97%	$0
116 REGULAR PART TIME	$22,601	$14,502	$11,594	$12,241	$0	$0	$4,123	$0	$0	$0	-100.00%	$0
117 TEMPORARY/SEASONAL	$4,884	$0	$0	$0	$0	$0	$0	$0	$0	$0	0.00%	$0
118 INSURANCE ALLOWANCE	$0	$0	$0	$0	$0	$0	$0	$0	$0	$0	0.00%	$0
119 CERTIFICATION PAY	$0	$0	$0	$0	$0	$0	$0	$0	$0	$0	0.00%	$0
120 UNUM LIFE	$439	$388	$479	$430	$0	$0	$430	$430	$0	$430	0.00%	$0
121 FICA SOCIAL SECURITY	$13,019	$14,300	$13,938	$14,285	$0	$0	$14,550	$15,485	$0	$15,485	8.40%	$0
122 WORKERS COMPENSATION	$2,980	$3,906	$4,088	$3,200	$0	$0	$3,900	$3,900	$0	$3,900	21.88%	$0
123 STATE UNEMPLOYMENT TAXES	$648	$59	$432	$741	$0	$0	$600	$600	$0	$600	-19.03%	$0
124 RETIREMENT-TMRS	$23,958	$23,201	$24,042	$24,809	$0	$0	$25,280	$27,165	$0	$27,165	9.50%	$0
126 HEALTH INSURANCE	$27,955	$27,065	$23,928	$23,682	$0	$0	$25,800	$27,130	$0	$27,130	14.56%	$0
127 DENTAL INSURANCE	$1,281	$956	$1,108	$1,117	$0	$0	$1,085	$1,100	$0	$1,100	-1.52%	$0
128 LONG TERM DISABILITY	$502	$522	$515	$551	$0	$0	$550	$600	$0	$600	8.89%	$0
129 VISION INSURANCE	$187	$131	$160	$167	$0	$0	$165	$170	$0	$170	1.80%	$0
131 UNIFORMS (BUY)	$862	$415	$614	$1,200	$0	$0	$1,200	$1,200	$0	$1,200	0.00%	$0
132 UNIFORM RENTAL	$0	$0	$0	$0	$0	$0	$0	$0	$0	$0	0.00%	$0
141 WORKSHOP TRAINING	$0	$0	$0	$0	$0	$0	$0	$0	$0	$0	0.00%	$0
142 PROFESSIONAL CONFERENCES	$0	$0	$0	$0	$0	$0	$0	$0	$0	$0	0.00%	$0
143 MEMBERSHIPS AND DUES	$592	$411	$338	$244	$0	$0	$338	$100	$0	$100	-59.02%	$0
144 SUBSCRIPTIONS AND BOOKS	$0	$0	$0	$0	$0	$0	$0	$0	$0	$0	0.00%	$0
145 TUITION	$0	$0	$0	$0	$0	$0	$0	$0	$0	$0	0.00%	$0
146 TRAINING- TRANSPORTATION	$0	$0	$0	$0	$0	$0	$0	$0	$0	$0	0.00%	$0
147 TRAINING- LODGING	$0	$0	$0	$0	$0	$0	$0	$0	$0	$0	0.00%	$0
148 TRAINING- MEALS	$0	$0	$0	$0	$0	$0	$0	$0	$0	$0	0.00%	$0
TOTAL EMPLOYEE SERVICES	**$253,965**	**$255,637**	**$257,901**	**$258,607**	**$0**	**$0**	**$257,411**	**$281,700**	**$0**	**$281,700**	**8.93%**	**$0**
211 GENERAL OFFICE SUPPLIES	$2,191	$2,427	$1,149	$2,200	$0	$0	$2,200	$2,200	$0	$2,200	0.00%	$0
215 POSTAGE	$0	$1	$36	$20	$0	$0	$20	$20	$0	$20	0.00%	$0
217 OFFICE SECURITY	$817	$610	$1,013	$950	$0	$0	$950	$950	$0	$950	0.00%	$0
219 MISC. OCCASION	$0	$0	$0	$0	$0	$0	$0	$0	$0	$0	0.00%	$0
222 STRIPING AND STREET SIGNS	$0	$0	$0	$0	$0	$0	$0	$0	$0	$0	0.00%	$0
223 BUILDING MATERIALS	$1,236	$1,767	$670	$2,000	$0	$0	$2,000	$2,000	$0	$2,000	0.00%	$0
226 MISC. HARDWARE	$1,543	$1,936	$1,596	$2,000	$0	$0	$2,000	$2,000	$0	$2,000	0.00%	$0
232 FOOD/MEALS	$3	$87	$0	$100	$0	$0	$100	$100	$0	$100	0.00%	$0
249 FIRE PREVENTION SUPPLIES	$2,300	$2,458	$2,476	$2,500	$0	$0	$2,500	$2,500	$0	$2,500	0.00%	$0
252 MEDICAL SUPPLIES	$1,245	$2,760	$1,772	$2,000	$0	$0	$2,000	$2,000	$0	$2,000	0.00%	$0
253 CHEMICALS	$16	$196	$0	$600	$0	$0	$600	$600	$0	$600	0.00%	$0
256 MINOR TOOLS/INSTRUMENTS	$893	$1,452	$1,254	$1,500	$0	$0	$1,500	$1,500	$0	$1,500	0.00%	$0
259 MISC. SUPPLIES	$8,821	$9,611	$9,207	$9,500	$0	$0	$9,500	$9,500	$0	$9,500	0.00%	$0
261 OFFICE FURNITURE	$6,906	$2,517	$0	$0	$0	$0	$0	$0	$0	$0	0.00%	$0

262 COMMUNICATION EQUIPMENT	$0	$0	$0	$0	$0	$0	$0	$0	$0	$0	0.00%	$0
267 COMPUTERS	$1,651	$1,500	$817	$0	$0	$0	$0	$0	$0	$0	0.00%	$2,000
279 OTHER OPERATIONAL EQUIPMENT	$0	$0	$0	$0	$0	$0	$0	$0	$0	$0	0.00%	$0
TOTAL OPERATIONAL SUPPLIES AND EQUIPMENT	**$27,622**	**$27,323**	**$19,991**	**$23,370**	**$0**	**$0**	**$23,370**	**$23,370**	**$0**	**$23,370**	**0.00%**	**$2,000**
311 LONG TERM LEASE	$0	$0	$0	$0	$0	$0	$0	$0	$0	$0	0.00%	$0
321 LIGHT AND POWER	$12,145	$12,997	$10,323	$12,632	$0	$0	$11,500	$13,000	$0	$13,000	2.91%	$0
322 NATURAL GAS, PROPANE	$1,588	$1,350	$1,253	$1,900	$0	$0	$1,800	$1,900	$0	$1,900	0.00%	$0
323 TRUNK TELEPHONE SYSTEM	$14,352	$10,365	$10,471	$19,160	$0	$0	$12,000	$13,000	$0	$13,000	-32.15%	$0
324 CELL PHONES	$1,126	$1,309	$1,285	$1,200	$0	$0	$1,200	$1,200	$0	$1,200	0.00%	$0
325 PAGERS	$0	$0	$0	$0	$0	$0	$0	$0	$0	$0	0.00%	$0
326 WIRELESS DATA SERVICES	$785	$863	$947	$912	$0	$0	$912	$912	$0	$912	0.00%	$0
341 ROOFING REPAIRS	$0	$0	$25,339	$25,000	$0	$0	$25,000	$25,000	$0	$25,000	0.00%	$0
342 ELECTRICAL REPAIRS	$0	$0	$2,762	$7,000	$0	$0	$8,000	$7,000	$0	$7,000	0.00%	$0
343 HEATING/COOLING REPAIRS	$0	$0	$16,793	$10,000	$0	$0	$13,000	$13,000	$0	$13,000	30.00%	$0
344 PLUMBING REPAIRS	$0	$0	$3,959	$5,000	$0	$0	$16,000	$8,000	$0	$8,000	60.00%	$0
345 CARPENTRY/PAINTING	$0	$0	$0	$0	$0	$0	$0	$0	$0	$0	0.00%	$0
346 CONCRETE MASONARY	$0	$0	$0	$0	$0	$0	$0	$0	$0	$0	0.00%	$0
347 PUMP AND ELECTRIC MOTOR REPAIR	$0	$0	$0	$0	$0	$0	$0	$0	$0	$0	0.00%	$0
349 MISC REPAIRS/MAINT	$174,877	$148,770	$53,601	$60,650	$0	$0	$56,000	$60,000	$20,000	$80,000	31.90%	$0
351 JANITORIAL SERVICES-CONTRACT	$0	$0	$0	$15,600	$0	$0	$15,600	$15,600	$0	$15,600	0.00%	$0
352 CLEANING SUPPLIES	$11,235	$11,534	$8,210	$11,000	$0	$0	$11,000	$11,000	$0	$11,000	0.00%	$0
353 CLEANING SUPPLIES	$0	$0	$0	$0	$0	$0	$0	$0	$0	$0	0.00%	$0
TOTAL FACILITIES OPERATIONS / MAINTENANCE	**$216,107**	**$187,189**	**$134,942**	**$170,054**	**$0**	**$0**	**$172,012**	**$169,612**	**$20,000**	**$189,612**	**11.50%**	**$0**
411 OFFICE EQUIPMENT RENTAL	$0	$0	$0	$0	$0	$0	$0	$0	$0	$0	0.00%	$0
412 LIGHT EQUIPMENT RENTAL	$0	$0	$0	$0	$0	$0	$0	$0	$0	$0	0.00%	$0
414 MOTOR VEHICLE RENTAL	$10,000	$13,800	$13,550	$14,000	$0	$0	$13,550	$10,000	$0	$10,000	-28.57%	$0
419 REPLACEMENT FUND CONTRIBUTION	$5,131	$9,183	$8,185	$8,215	$0	$0	$8,215	$8,215	$0	$8,215	0.00%	$0
421 FUEL, OIL, LUBRICANTS	$0	$0	$0	$0	$0	$0	$0	$0	$0	$0	0.00%	$0
423 TIRES/BATTERIES/FILTERS/HOSES	$0	$0	$0	$0	$0	$0	$0	$0	$0	$0	0.00%	$0
424 ELECTRICAL PARTS	$0	$0	$0	$0	$0	$0	$0	$0	$0	$0	0.00%	$0
425 BRAKE/SUSPENSION SYSTEM	$0	$0	$0	$0	$0	$0	$0	$0	$0	$0	0.00%	$0
426 HYDRAULIC SYSTEM PARTS	$0	$0	$0	$0	$0	$0	$0	$0	$0	$0	0.00%	$0
427 COOLING SYSTEM PARTS	$0	$0	$0	$0	$0	$0	$0	$0	$0	$0	0.00%	$0
428 TRANSMISSION/MOTOR PARTS	$0	$0	$0	$0	$0	$0	$0	$0	$0	$0	0.00%	$0
429 BODY SHOP PARTS	$0	$0	$0	$0	$0	$0	$0	$0	$0	$0	0.00%	$0
432 MACHINE TOOLS MAINT/REPAIR	$0	$0	$0	$0	$0	$0	$0	$0	$0	$0	0.00%	$0
434 ELECTRIC MOTOR MAINT/REPAIR	$0	$0	$0	$0	$0	$0	$0	$0	$0	$0	0.00%	$0
439 OTHER EQUIPMENT MAINT/REPAIR	$0	$0	$0	$0	$0	$0	$0	$0	$0	$0	0.00%	$0
461 OFFICE EQUIPMENT RENTAL	$2,793	$2,194	$2,394	$2,400	$0	$0	$2,600	$2,700	$0	$2,700	12.50%	$0
462 EQUIPMENT REPAIRS/MAINT	$114	$45	$6	$0	$0	$0	$0	$0	$0	$0	0.00%	$0
TOTAL EQUIPMENT OPERATIONS / MAINTENANCE	**$18,038**	**$25,222**	**$24,135**	**$24,615**	**$0**	**$0**	**$24,365**	**$20,915**	**$0**	**$20,915**	**-15.03%**	**$0**
523 OUTSIDE PRINTING	$0	$0	$0	$0	$0	$0	$0	$0	$0	$0	0.00%	$0
526 TESTING/CERT. PERMITS	$0	$0	$0	$0	$0	$0	$0	$0	$0	$0	0.00%	$0
527 DELIVERY, COURIER SERVICE	$0	$0	$0	$0	$0	$0	$0	$0	$0	$0	0.00%	$0

528 ADVERTISING	$0	$0	$0	$0	$0	$0	$0	$0	$0	$0	0.00%	$0
536 EXTENDED MAINTENANCE WARRANTY	$0	$0	$0	$0	$0	$0	$0	$0	$0	$0	0.00%	$0
539 OTHER CONTRACT SERVICES	$20,042	$32,745	$38,819	$21,100	$0	$0	$119,056	$22,556	$0	$22,556	6.90%	$0
TOTAL CONTRACT SERVICES AND FEES	**$20,042**	**$32,745**	**$38,819**	**$21,100**	**$0**	**$0**	**$119,056**	**$22,556**	**$0**	**$22,556**	**6.90%**	**$0**
712 COMMUNICATION EQUIPMENT	$0	$0	$0	$0	$0	$0	$0	$0	$0	$0	0.00%	$0
714 COMPUTER EQUIPMENT	$0	$0	$0	$0	$0	$0	$0	$0	$0	$0	0.00%	$0
719 OTHER CAPITAL OUTLAY	$0	$0	$0	$0	$0	$0	$0	$0	$0	$0	0.00%	$0
721 MACHINE TOOLS/APPARATUS	$0	$0	$0	$0	$0	$0	$0	$0	$0	$0	0.00%	$0
722 LIGHT EQUIPMENT	$0	$0	$0	$0	$0	$0	$0	$0	$0	$0	0.00%	$0
725 OTHER EQUIPMENT	$0	$0	$0	$0	$0	$0	$0	$0	$0	$0	0.00%	$0
TOTAL CAPITAL OUTLAY	**$0**	**$0**	**$0**	**$0**	**$0**	**$0**	**$0**	**$0**	**$0**	**$0**	**0.00%**	**$0**
TOTAL GENERAL FUND | BUILDING MAINTENANCE	**$535,774**	**$528,116**	**$475,788**	**$497,746**	**$0**	**$0**	**$596,214**	**$518,153**	**$20,000**	**$538,153**	**8.12%**	**$2,000**

CITY OF TAYLOR
ORGUNIT DETAILS

ORGUNIT: 100-573
FUND: 100 GENERAL FUND
DEPARTMENT: 573 ENGINEERING
DEPTDIV: GENERAL FUND | ENGINEERING

	FY 2018	FY 2019	FY 2020	FY 2021				FY 2022				FY 2023
ACCOUNTS / CATEGORIES	ACTUAL	ACTUAL	ACTUAL	BUDGET	AMENDED	ACTUAL	ESTIMATED	BASE	PACKAGES	PROPOSED	% CHG	PLANNING
111 REGULAR FULL TIME	$0	$0	$0	$0	$0	$0	$0	$0	$0	$0	0.00%	$0
114 OVERTIME	$0	$0	$0	$0	$0	$0	$0	$0	$0	$0	0.00%	$0
115 LONGEVITY PAY	$0	$0	$0	$0	$0	$0	$0	$0	$0	$0	0.00%	$0
116 REGULAR PART TIME	$0	$0	$0	$0	$0	$0	$0	$0	$0	$0	0.00%	$0
117 TEMPORARY/SEASONAL	$0	$0	$0	$0	$0	$0	$0	$0	$0	$0	0.00%	$0
118 INSURANCE ALLOWANCE	$0	$0	$0	$0	$0	$0	$0	$0	$0	$0	0.00%	$0
119 CERTIFICATION PAY	$0	$0	$0	$0	$0	$0	$0	$0	$0	$0	0.00%	$0
120 UNUM LIFE	$0	$0	$0	$0	$0	$0	$0	$0	$0	$0	0.00%	$0
121 FICA SOCIAL SECURITY	$0	$0	$0	$0	$0	$0	$0	$0	$0	$0	0.00%	$0
122 WORKERS COMPENSATION	$325	$384	$0	$0	$0	$0	$0	$0	$0	$0	0.00%	$0
123 STATE UNEMPLOYMENT TAXES	$0	$0	$0	$0	$0	$0	$0	$0	$0	$0	0.00%	$0
124 RETIREMENT-TMRS	$0	$0	$0	$0	$0	$0	$0	$0	$0	$0	0.00%	$0
126 HEALTH INSURANCE	$0	$0	$0	$0	$0	$0	$0	$0	$0	$0	0.00%	$0
127 DENTAL INSURANCE	$0	$0	$0	$0	$0	$0	$0	$0	$0	$0	0.00%	$0
128 LONG TERM DISABILITY	$0	$0	$0	$0	$0	$0	$0	$0	$0	$0	0.00%	$0
129 VISION INSURANCE	$0	$0	$0	$0	$0	$0	$0	$0	$0	$0	0.00%	$0
131 UNIFORMS (BUY)	$0	$0	$0	$0	$0	$0	$0	$0	$0	$0	0.00%	$0
141 WORKSHOP TRAINING	$0	$0	$0	$0	$0	$0	$0	$0	$0	$0	0.00%	$0
142 PROFESSIONAL CONFERENCES	$0	$0	$0	$0	$0	$0	$0	$0	$0	$0	0.00%	$0
143 MEMBERSHIPS AND DUES	$0	$0	$0	$0	$0	$0	$0	$0	$0	$0	0.00%	$0
144 SUBSCRIPTIONS AND BOOKS	$0	$0	$0	$0	$0	$0	$0	$0	$0	$0	0.00%	$0
145 TUITION	$0	$0	$0	$0	$0	$0	$0	$0	$0	$0	0.00%	$0
146 TRAINING- TRANSPORTATION	$0	$0	$0	$0	$0	$0	$0	$0	$0	$0	0.00%	$0
147 TRAINING- LODGING	$0	$0	$0	$0	$0	$0	$0	$0	$0	$0	0.00%	$0
148 TRAINING- MEALS	$0	$0	$0	$0	$0	$0	$0	$0	$0	$0	0.00%	$0
TOTAL EMPLOYEE SERVICES	**$325**	**$384**	**$0**	**$0**	**$0**	**$0**	**$0**	**$0**	**$0**	**$0**	**0.00%**	**$0**
211 GENERAL OFFICE SUPPLIES	$0	$0	$0	$0	$0	$0	$0	$0	$0	$0	0.00%	$0
212 ENG. COPIER/PLOTTER	$0	$0	$0	$0	$0	$0	$0	$0	$0	$0	0.00%	$0
213 PHOTOGRAPHIC SUPPLIES	$0	$0	$0	$0	$0	$0	$0	$0	$0	$0	0.00%	$0
214 COMPUTER SUPPLIES	$0	$0	$0	$0	$0	$0	$0	$0	$0	$0	0.00%	$0
215 POSTAGE	$0	$0	$0	$0	$0	$0	$0	$0	$0	$0	0.00%	$0
256 MINOR TOOLS/INSTRUMENTS	$0	$0	$0	$0	$0	$0	$0	$0	$0	$0	0.00%	$0
261 OFFICE FURNITURE	$0	$0	$0	$0	$0	$0	$0	$0	$0	$0	0.00%	$0
262 COMMUNICATION EQUIPMENT	$0	$0	$0	$0	$0	$0	$0	$0	$0	$0	0.00%	$0
264 COMPUTER ACCESSORIES	$0	$0	$0	$0	$0	$0	$0	$0	$0	$0	0.00%	$0
266 GENERAL ELECTRONIC EQUIPMENT	$0	$0	$0	$0	$0	$0	$0	$0	$0	$0	0.00%	$0
267 COMPUTERS	$0	$0	$0	$0	$0	$0	$0	$0	$0	$0	0.00%	$0
TOTAL OPERATIONAL SUPPLIES AND EQUIPMENT	**$0**	**$0**	**$0**	**$0**	**$0**	**$0**	**$0**	**$0**	**$0**	**$0**	**0.00%**	**$0**
311 LONG TERM LEASE	$0	$0	$0	$0	$0	$0	$0	$0	$0	$0	0.00%	$0
312 ANNUAL LEASE	$0	$0	$0	$0	$0	$0	$0	$0	$0	$0	0.00%	$0

321 LIGHT AND POWER	$798	$784	$482	$0	$0	$0	$0	$0	$0	$0	0.00%	$0
324 CELL PHONES	$0	$0	$0	$0	$0	$0	$0	$0	$0	$0	0.00%	$0
TOTAL FACILITIES OPERATIONS / MAINTENANCE	**$798**	**$784**	**$482**	**$0**	**$0**	**$0**	**$0**	**$0**	**$0**	**$0**	**0.00%**	**$0**
414 MOTOR VEHICLE RENTAL	$6,500	$0	$0	$0	$0	$0	$0	$0	$0	$0	0.00%	$0
419 REPLACEMENT FUND CONTRIBUTION	$5,135	$3,551	$0	$0	$0	$0	$0	$0	$0	$0	0.00%	$0
421 FUEL, OIL, LUBRICANTS	$0	$0	$0	$0	$0	$0	$0	$0	$0	$0	0.00%	$0
423 TIRES/BATTERIES/FILTERS/HOSES	$0	$0	$0	$0	$0	$0	$0	$0	$0	$0	0.00%	$0
462 EQUIPMENT REPAIRS/MAINT	$0	$0	$0	$0	$0	$0	$0	$0	$0	$0	0.00%	$0
TOTAL EQUIPMENT OPERATIONS / MAINTENANCE	**$11,635**	**$3,551**	**$0**	**$0**	**$0**	**$0**	**$0**	**$0**	**$0**	**$0**	**0.00%**	**$0**
512 ENGINEERING SERVICES	$77,637	$171,701	$163,653	$150,000	$0	$0	$250,000	$175,000	$0	$175,000	16.67%	$0
519 OTHER PROFESSIONAL SERVICES	$0	$0	$0	$0	$0	$0	$0	$0	$0	$0	0.00%	$0
521 COUNTY RECORDING FEES	$0	$0	$0	$0	$0	$0	$0	$0	$0	$0	0.00%	$0
523 OUTSIDE PRINTING	$0	$0	$0	$0	$0	$0	$0	$0	$0	$0	0.00%	$0
526 TESTING/CERT. PERMITS	$0	$0	$0	$0	$0	$0	$0	$0	$0	$0	0.00%	$0
528 ADVERTISING	$379	$0	$0	$0	$0	$0	$0	$0	$0	$0	0.00%	$0
532 SOFTWARE MAINT/LICENSE	$0	$0	$0	$0	$0	$0	$0	$0	$0	$0	0.00%	$0
536 EXTENDED MAINTENANCE WARRANTY	$0	$0	$0	$0	$0	$0	$0	$0	$0	$0	0.00%	$0
539 OTHER CONTRACT SERVICES	$0	$0	$0	$0	$0	$0	$0	$0	$0	$0	0.00%	$0
TOTAL CONTRACT SERVICES AND FEES	**$78,016**	**$171,701**	**$163,653**	**$150,000**	**$0**	**$0**	**$250,000**	**$175,000**	**$0**	**$175,000**	**16.67%**	**$0**
711 OFFICE FURNITURE	$0	$0	$0	$0	$0	$0	$0	$0	$0	$0	0.00%	$0
712 COMMUNICATION EQUIPMENT	$0	$0	$0	$0	$0	$0	$0	$0	$0	$0	0.00%	$0
713 DUPLICATION/PHOTOGRAPHIC EQUIP	$0	$0	$0	$0	$0	$0	$0	$0	$0	$0	0.00%	$0
714 COMPUTER EQUIPMENT	$0	$0	$0	$0	$0	$0	$0	$0	$0	$0	0.00%	$0
722 LIGHT EQUIPMENT	$0	$0	$0	$0	$0	$0	$0	$0	$0	$0	0.00%	$0
724 HEAVY EQUIPMENT	$0	$0	$0	$0	$0	$0	$0	$0	$0	$0	0.00%	$0
725 OTHER EQUIPMENT	$0	$0	$0	$0	$0	$0	$0	$0	$0	$0	0.00%	$0
TOTAL CAPITAL OUTLAY	**$0**	**$0**	**$0**	**$0**	**$0**	**$0**	**$0**	**$0**	**$0**	**$0**	**0.00%**	**$0**
TOTAL GENERAL FUND | ENGINEERING	**$90,774**	**$176,420**	**$164,135**	**$150,000**	**$0**	**$0**	**$250,000**	**$175,000**	**$0**	**$175,000**	**16.67%**	**$0**

CITY OF TAYLOR
ORGUNIT DETAILS

ORGUNIT: 100-575
FUND: 100 GENERAL FUND
DEPARTMENT: 575 INFORMATION TECHNOLOGY
DEPTDIV: GENERAL FUND | INFORMATION TECHNOLOGY

	FY 2018	FY 2019	FY 2020	FY 2021				FY 2022				FY 2023
ACCOUNTS / CATEGORIES	ACTUAL	ACTUAL	ACTUAL	BUDGET	AMENDED	ACTUAL	ESTIMATED	BASE	PACKAGES	PROPOSED	% CHG	PLANNING
111 REGULAR FULL TIME	$45,534	$49,478	$51,348	$50,938	$0	$0	$51,960	$54,040	$0	$54,040	6.09%	$0
114 OVERTIME	$83	$126	$446	$300	$0	$0	$300	$300	$0	$300	0.00%	$0
115 LONGEVITY PAY	$432	$480	$528	$576	$0	$0	$575	$625	$0	$625	8.51%	$0
116 REGULAR PART TIME	$0	$0	$0	$0	$0	$0	$0	$0	$0	$0	0.00%	$0
117 TEMPORARY/SEASONAL	$0	$0	$0	$0	$0	$0	$0	$0	$0	$0	0.00%	$0
118 INSURANCE ALLOWANCE	$0	$0	$0	$0	$0	$0	$0	$0	$0	$0	0.00%	$0
119 CERTIFICATION PAY	$0	$0	$0	$0	$0	$0	$0	$0	$0	$0	0.00%	$0
120 UNUM LIFE	$119	$111	$142	$128	$0	$0	$130	$130	$0	$130	1.56%	$0
121 FICA SOCIAL SECURITY	$2,902	$3,304	$3,453	$3,949	$0	$0	$4,030	$4,200	$0	$4,200	6.36%	$0
122 WORKERS COMPENSATION	$117	$142	$149	$117	$0	$0	$117	$117	$0	$117	0.00%	$0
123 STATE UNEMPLOYMENT TAXES	$162	$9	$144	$162	$0	$0	$162	$162	$0	$162	0.00%	$0
124 RETIREMENT-TMRS	$5,569	$6,087	$6,681	$6,864	$0	$0	$7,000	$7,360	$0	$7,360	7.23%	$0
126 HEALTH INSURANCE	$6,989	$7,996	$6,766	$6,767	$0	$0	$7,380	$7,750	$0	$7,750	14.53%	$0
127 DENTAL INSURANCE	$320	$284	$335	$310	$0	$0	$310	$316	$0	$316	1.94%	$0
128 LONG TERM DISABILITY	$136	$149	$153	$153	$0	$0	$153	$162	$0	$162	5.88%	$0
129 VISION INSURANCE	$47	$44	$48	$48	$0	$0	$48	$48	$0	$48	0.00%	$0
131 UNIFORMS (BUY)	$128	$90	$226	$230	$0	$0	$230	$230	$0	$230	0.00%	$0
132 UNIFORM RENTAL	$0	$0	$0	$0	$0	$0	$0	$0	$0	$0	0.00%	$0
133 BUSINESS- TRANSPORTATION	$0	$0	$0	$0	$0	$0	$0	$0	$0	$0	0.00%	$0
134 BUSINESS LODGING	$0	$0	$0	$0	$0	$0	$0	$0	$0	$0	0.00%	$0
135 BUSINESS MEALS	$0	$0	$0	$0	$0	$0	$0	$0	$0	$0	0.00%	$0
141 WORKSHOP TRAINING	$0	$0	$0	$0	$0	$0	$0	$0	$0	$0	0.00%	$0
142 PROFESSIONAL CONFERENCES	$0	$0	$0	$0	$0	$0	$0	$0	$0	$0	0.00%	$0
143 MEMBERSHIPS AND DUES	$0	$0	$0	$0	$0	$0	$0	$0	$0	$0	0.00%	$0
144 SUBSCRIPTIONS AND BOOKS	$0	$0	$0	$0	$0	$0	$0	$0	$0	$0	0.00%	$0
146 TRAINING- TRANSPORTATION	$0	$0	$0	$0	$0	$0	$0	$0	$0	$0	0.00%	$0
147 TRAINING- LODGING	$0	$0	$0	$0	$0	$0	$0	$0	$0	$0	0.00%	$0
148 TRAINING- MEALS	$0	$0	$0	$0	$0	$0	$0	$0	$0	$0	0.00%	$0
TOTAL EMPLOYEE SERVICES	**$62,538**	**$68,300**	**$70,420**	**$70,542**	**$0**	**$0**	**$72,395**	**$75,440**	**$0**	**$75,440**	**6.94%**	**$0**
211 GENERAL OFFICE SUPPLIES	$217	$206	$101	$250	$0	$0	$250	$250	$0	$250	0.00%	$0
212 ENG. COPIER/PLOTTER	$0	$0	$0	$0	$0	$0	$0	$0	$0	$0	0.00%	$0
213 PHOTOGRAPHIC SUPPLIES	$0	$0	$0	$0	$0	$0	$0	$0	$0	$0	0.00%	$0
214 COMPUTER SUPPLIES	$0	$0	$0	$0	$0	$0	$0	$0	$0	$0	0.00%	$0
256 MINOR TOOLS/INSTRUMENTS	$137	$92	$134	$150	$0	$0	$150	$150	$0	$150	0.00%	$0
259 MISC. SUPPLIES	$0	$0	$0	$0	$0	$0	$0	$0	$0	$0	0.00%	$0
261 OFFICE FURNITURE	$0	$0	$0	$0	$0	$0	$0	$0	$0	$0	0.00%	$0
262 COMMUNICATION EQUIPMENT	$0	$0	$0	$0	$0	$0	$0	$0	$0	$0	0.00%	$0
264 COMPUTER ACCESSORIES	$492	$487	$469	$500	$0	$0	$500	$500	$0	$500	0.00%	$0
266 GENERAL ELECTRONIC EQUIPMENT	$0	$0	$0	$0	$0	$0	$0	$0	$0	$0	0.00%	$0
267 COMPUTERS	$0	$0	$18,272	$20,503	$0	$0	$30,103	$0	$0	$0	-100.00%	$2,000

TOTAL OPERATIONAL SUPPLIES AND EQUIPMENT	**$846**	**$785**	**$18,975**	**$21,403**	**$0**	**$0**	**$31,003**	**$900**	**$0**	**$900**	**-95.79%**	**$2,000**
311 LONG TERM LEASE	$0	$0	$0	$0	$0	$0	$0	$0	$0	$0	0.00%	$0
312 ANNUAL LEASE	$27,504	$30,679	$30,319	$30,680	$0	$0	$30,680	$30,680	$0	$30,680	0.00%	$0
324 CELL PHONES	$644	$457	$647	$600	$0	$0	$600	$600	$0	$600	0.00%	$0
326 WIRELESS DATA SERVICES	$382	$356	$456	$456	$0	$0	$456	$456	$0	$456	0.00%	$0
TOTAL FACILITIES OPERATIONS / MAINTENANCE	**$28,531**	**$31,491**	**$31,422**	**$31,736**	**$0**	**$0**	**$31,736**	**$31,736**	**$0**	**$31,736**	**0.00%**	**$0**
414 MOTOR VEHICLE RENTAL	$6,500	$6,900	$6,775	$7,000	$0	$0	$6,775	$8,000	$0	$8,000	14.29%	$0
419 REPLACEMENT FUND CONTRIBUTION	$0	$2,956	$8,352	$8,352	$0	$0	$8,352	$8,352	$0	$8,352	0.00%	$0
421 FUEL, OIL, LUBRICANTS	$0	$0	$0	$0	$0	$0	$0	$0	$0	$0	0.00%	$0
423 TIRES/BATTERIES/FILTERS/HOSES	$0	$0	$0	$0	$0	$0	$0	$0	$0	$0	0.00%	$0
434 ELECTRIC MOTOR MAINT/REPAIR	$0	$0	$0	$0	$0	$0	$0	$0	$0	$0	0.00%	$0
436 OTHER EQUIP MAINT/REPAIR	$0	$0	$0	$0	$0	$0	$0	$0	$0	$0	0.00%	$0
461 OFFICE EQUIPMENT RENTAL	$0	$0	$0	$0	$0	$0	$0	$0	$0	$0	0.00%	$0
462 EQUIPMENT REPAIRS/MAINT	$0	$0	$0	$0	$0	$0	$0	$0	$0	$0	0.00%	$0
TOTAL EQUIPMENT OPERATIONS / MAINTENANCE	**$6,500**	**$9,856**	**$15,127**	**$15,352**	**$0**	**$0**	**$15,127**	**$16,352**	**$0**	**$16,352**	**6.51%**	**$0**
512 ENGINEERING SERVICES	$0	$0	$1,855	$0	$0	$0	$0	$0	$0	$0	0.00%	$0
528 ADVERTISING	$0	$0	$0	$0	$0	$0	$0	$0	$0	$0	0.00%	$0
532 SOFTWARE MAINT/LICENSE	$6,978	$13,365	$9,769	$13,445	$0	$0	$13,445	$14,945	$0	$14,945	11.16%	$0
536 EXTENDED MAINTENANCE WARRANTY	$1,760	$0	$0	$0	$0	$0	$0	$0	$0	$0	0.00%	$0
539 OTHER CONTRACT SERVICES	$61,044	$52,326	$97,283	$110,765	$0	$0	$110,765	$111,949	$0	$111,949	1.07%	$0
TOTAL CONTRACT SERVICES AND FEES	**$69,781**	**$65,691**	**$108,906**	**$124,210**	**$0**	**$0**	**$124,210**	**$126,894**	**$0**	**$126,894**	**2.16%**	**$0**
711 OFFICE FURNITURE	$0	$0	$0	$0	$0	$0	$0	$0	$0	$0	0.00%	$0
712 COMMUNICATION EQUIPMENT	$0	$0	$0	$0	$0	$0	$0	$0	$0	$0	0.00%	$0
714 COMPUTER EQUIPMENT	$0	$0	$0	$0	$0	$0	$0	$0	$0	$0	0.00%	$0
722 LIGHT EQUIPMENT	$0	$0	$0	$0	$0	$0	$0	$0	$0	$0	0.00%	$0
724 HEAVY EQUIPMENT	$0	$0	$0	$0	$0	$0	$0	$0	$0	$0	0.00%	$0
725 OTHER EQUIPMENT	$0	$0	$0	$0	$0	$0	$0	$0	$0	$0	0.00%	$0
TOTAL CAPITAL OUTLAY	**$0**	**$0**	**$0**	**$0**	**$0**	**$0**	**$0**	**$0**	**$0**	**$0**	**0.00%**	**$0**
TOTAL GENERAL FUND | INFORMATION TECHNOLOGY	**$168,196**	**$176,122**	**$244,850**	**$263,243**	**$0**	**$0**	**$274,471**	**$251,322**	**$0**	**$251,322**	**-4.53%**	**$2,000**

CITY OF TAYLOR
ORGUNIT DETAILS

ORGUNIT: 100-592
FUND: 100 GENERAL FUND
DEPARTMENT: 592 NON-DEPARTMENTAL
DEPTDIV: GENERAL FUND | NON-DEPARTMENTAL

	FY 2018	FY 2019	FY 2020	FY 2021				FY 2022				FY 2023
ACCOUNTS / CATEGORIES	ACTUAL	ACTUAL	ACTUAL	BUDGET	AMENDED	ACTUAL	ESTIMATED	BASE	PACKAGES	PROPOSED	% CHG	PLANNING
217 OFFICE SECURITY	$0	$0	$0	$0	$0	$0	$0	$0	$0	$0	0.00%	$0
256 MINOR TOOLS/INSTRUMENTS	$0	$0	$0	$0	$0	$0	$0	$0	$0	$0	0.00%	$0
259 MISC SUPPLIES COVID-19	$0	$0	$131,271	$0	$0	$0	$110,000	$0	$0	$0	0.00%	$0
264 COMPUTER ACCESSORIES	$0	$0	$0	$0	$0	$0	$0	$0	$0	$0	0.00%	$0
267 COMPUTERS	$0	$0	$0	$0	$0	$0	$0	$0	$0	$0	0.00%	$0
TOTAL OPERATIONAL SUPPLIES AND EQUIPMENT	**$0**	**$0**	**$131,271**	**$0**	**$0**	**$0**	**$110,000**	**$0**	**$0**	**$0**	**0.00%**	**$0**
511 LEGAL SERVICES	$5,440	$0	$0	$0	$0	$0	$0	$0	$0	$0	0.00%	$0
512 ENGINEERING SERVICES	$0	$0	$0	$0	$0	$0	$0	$0	$0	$0	0.00%	$0
519 OTHER PROFESSIONAL SERVICES	$0	$0	$0	$0	$0	$0	$0	$0	$0	$0	0.00%	$0
521 BANK CHARGES	$0	$0	$15	$0	$0	$0	$0	$0	$0	$0	0.00%	$0
522 INSURANCE AND BONDS	$54,313	$53,021	$62,245	$56,000	$0	$0	$63,000	$64,000	$0	$64,000	14.29%	$0
528 ADVERTISING	$0	$0	$0	$0	$0	$0	$0	$0	$0	$0	0.00%	$0
531 TRASH COLLECTION SERVICE	$0	$0	$0	$0	$0	$0	$0	$0	$0	$0	0.00%	$0
532 SOFTWARE MAINT/LICENSE	$0	$10,000	$19,500	$0	$0	$0	$0	$0	$0	$0	0.00%	$0
536 EXTENDED MAINTENANCE WARRANTY	$0	$0	$0	$0	$0	$0	$0	$0	$0	$0	0.00%	$0
537 BANK FINANCE CHARGES	$0	$0	$0	$0	$0	$0	$0	$12,000	$0	$12,000	0.00%	$0
539 OTHER CONTRACT SERVICES	$141,223	$78,174	$180,521	$233,400	$0	$0	$241,050	$66,730	$0	$66,730	-71.41%	$8,120
542 MISC EXPENSE	$0	$250	$7,377	$2,400	$0	$0	$300	$1,200	$0	$1,200	-50.00%	$1,200
543 CREDIT CARD FEES	$14,066	$31,951	$44,653	$30,000	$0	$0	$30,000	$30,000	$0	$30,000	0.00%	$0
TOTAL CONTRACT SERVICES AND FEES	**$215,043**	**$173,395**	**$314,310**	**$321,800**	**$0**	**$0**	**$334,350**	**$173,930**	**$0**	**$173,930**	**-45.95%**	**$9,320**
651 BAD DEBT	$0	$0	$0	$0	$0	$0	$0	$0	$0	$0	0.00%	$0
TOTAL DEPRECIATION EXPENSE	**$0**	**$0**	**$0**	**$0**	**$0**	**$0**	**$0**	**$0**	**$0**	**$0**	**0.00%**	**$0**
714 COMPUTER EQUIPMENT	$0	$0	$0	$0	$0	$0	$0	$0	$0	$0	0.00%	$0
719 OTHER CAPITAL OUTLAY	$0	$85,743	$0	$0	$0	$0	$0	$0	$0	$0	0.00%	$0
741 PURCHASE LAND	$0	$0	$444	$0	$0	$0	$0	$0	$0	$0	0.00%	$0
745 CONTRIBUTIONS BY DEVELOPERS	$0	$0	$0	$0	$0	$0	$0	$0	$0	$0	0.00%	$0
746 CONSTRUCTION IMPROVE-GRANTS	$0	$0	$0	$30,000	$0	$0	$7,500	$22,500	$0	$22,500	-25.00%	$0
TOTAL CAPITAL OUTLAY	**$0**	**$85,743**	**$444**	**$30,000**	**$0**	**$0**	**$7,500**	**$22,500**	**$0**	**$22,500**	**-25.00%**	**$0**
812 PASS THROUGHS- AGENCY	$31	$0	$0	$0	$0	$0	$0	$0	$0	$0	0.00%	$0
813 CONTRIBUTIONS TO CIVIC PROGRAM	$0	$0	$0	$10,000	$0	$0	$10,000	$10,000	$0	$10,000	0.00%	$0
814 TRANSFER TO CIP	$0	$0	$0	$0	$0	$0	$0	$0	$0	$0	0.00%	$0
815 INTERFUND TRANSFERS OUT	$116,719	$80,200	$14,600	$14,600	$0	$0	$14,600	$14,600	$0	$14,600	0.00%	$0
816 SALES TAX REBATE	$0	$0	$0	$50,000	$0	$0	$0	$50,000	$0	$50,000	0.00%	$0
817 PROPERTY TAX REBATE	$0	$0	$89,959	$106,500	$0	$0	$117,704	$110,750	$0	$110,750	3.99%	$30,500
819 OTHER CONTRIBUTIONS	$18,964	$34,758	$1,731	$96,500	$0	$0	$96,500	$140,000	$0	$140,000	45.08%	$20,000
831 CONTINGENCY RESERVES	$0	$0	$0	$0	$0	$0	$0	$0	$0	$0	0.00%	$0
832 PAYMENT OF CLAIMS	$0	$0	$0	$0	$0	$0	$0	$0	$0	$0	0.00%	$0
833 PAYMENT OF REFUND	$7,653	$5,638	$3,081	$0	$0	$0	$0	$0	$0	$0	0.00%	$0
835 RESERVE FOR PERSONNEL	$0	$0	$0	$0	$0	$0	$40,000	$96,105	$0	$96,105	0.00%	$0

TOTAL CONTRIBUTIONS / CONTINGENCY	**$143,367**	**$120,596**	**$109,370**	**$277,600**	**$0**	**$0**	**$278,804**	**$421,455**	**$0**	**$421,455**	**51.82%**	**$50,500**
913 CAPITAL LEASE SHORT TERM	$0	$0	$0	$0	$0	$0	$0	$0	$0	$0	0.00%	$0
914 CAP.LEASE SHORT TERM-INTEREST	$0	$0	$0	$0	$0	$0	$0	$0	$0	$0	0.00%	$0
TOTAL DEBT SERVICE	**$0**	**$0**	**$0**	**$0**	**$0**	**$0**	**$0**	**$0**	**$0**	**$0**	**0.00%**	**$0**
TOTAL GENERAL FUND | NON-DEPARTMENTAL	**$358,409**	**$379,735**	**$555,396**	**$629,400**	**$0**	**$0**	**$730,654**	**$617,885**	**$0**	**$617,885**	**-1.83%**	**$59,820**

Special Revenue Funds

Tax Increment Financing (TIF) Fund

ORGUNIT	DEPTDIV	ACT18	ACT19	ACT20	BUD21	EST21	BASE22	PACKAGES22	PROP22	DIFFERENCE	%
119-310	TIF (TAX INCREMENT FINANCE) | 310 REVENUES	$176,962	$149,619	$165,525	$220,000	$272,130	$265,000	$0	$265,000	$45,000	20.5%
119-330	TIF (TAX INCREMENT FINANCE) | 330 REVENUES	$103,456	$72,728	$91,680	$113,000	$137,395	$140,000	$0	$140,000	$27,000	23.9%
119-430	TIF (TAX INCREMENT FINANCE) | 430 REVENUES	$10,311	$23,300	$6,442	$4,500	$1,500	$1,500	$0	$1,500	($3,000)	-66.7%
REVENUES		**$290,729**	**$245,647**	**$263,647**	**$337,500**	**$411,025**	**$406,500**	**$0**	**$406,500**	**$69,000**	**20.4%**
119-520	TIF (TAX INCREMENT FINANCE) | TIF EXPENDITURES	$269,171	$400,940	$605,650	$411,132	$461,132	$408,032	$0	$408,032	($3,100)	-0.8%
EXPENSES		**$269,171**	**$400,940**	**$605,650**	**$411,132**	**$461,132**	**$408,032**	**$0**	**$408,032**	**($3,100)**	**-0.8%**
119 TIF (TAX INCREMENT FINANCE)		**$21,558**	**($155,293)**	**($342,003)**	**($73,632)**	**($50,107)**	**($1,532)**	**$0**	**($1,532)**		

CITY OF TAYLOR
ORGUNIT DETAILS

ORGUNIT: 119-310
FUND: 119 TIF (TAX INCREMENT FINANCE)
DEPARTMENT: 119 TIF (TAX INCREMENT FINANCE)
DEPTDIV: TIF (TAX INCREMENT FINANCE) | 310 REVENUES

	FY 2018	FY 2019	FY 2020	FY 2021				FY 2022				FY 2023
ACCOUNTS / CATEGORIES	ACTUAL	ACTUAL	ACTUAL	BUDGET	AMENDED	ACTUAL	ESTIMATED	BASE	PACKAGES	PROPOSED	% CHG	PLANNING
111 CURRENT PROPERTY TAX	$176,962	$149,619	$165,525	$220,000	$0	$0	$272,130	$265,000	$0	$265,000	20.45%	$0
TOTAL TAXES	**$176,962**	**$149,619**	**$165,525**	**$220,000**	**$0**	**$0**	**$272,130**	**$265,000**	**$0**	**$265,000**	**20.45%**	**$0**
TOTAL TIF (TAX INCREMENT FINANCE) | 310 REVENUES	**$176,962**	**$149,619**	**$165,525**	**$220,000**	**$0**	**$0**	**$272,130**	**$265,000**	**$0**	**$265,000**	**20.45%**	**$0**

CITY OF TAYLOR
ORGUNIT DETAILS

ORGUNIT: 119-330
FUND: 119 TIF (TAX INCREMENT FINANCE)
DEPARTMENT: 119 TIF (TAX INCREMENT FINANCE)
DEPTDIV: TIF (TAX INCREMENT FINANCE) | 330 REVENUES

	FY 2018	FY 2019	FY 2020	FY 2021				FY 2022				FY 2023
ACCOUNTS / CATEGORIES	ACTUAL	ACTUAL	ACTUAL	BUDGET	AMENDED	ACTUAL	ESTIMATED	BASE	PACKAGES	PROPOSED	% CHG	PLANNING
242 TIF-WILLIAMSON COUNTY	$103,456	$72,728	$91,680	$113,000	$0	$0	$137,395	$140,000	$0	$140,000	23.89%	$0
TOTAL INTERGOVERNMENTAL REVENUES	**$103,456**	**$72,728**	**$91,680**	**$113,000**	**$0**	**$0**	**$137,395**	**$140,000**	**$0**	**$140,000**	**23.89%**	**$0**
TOTAL TIF (TAX INCREMENT FINANCE) | 330 REVENUES	**$103,456**	**$72,728**	**$91,680**	**$113,000**	**$0**	**$0**	**$137,395**	**$140,000**	**$0**	**$140,000**	**23.89%**	**$0**

CITY OF TAYLOR
ORGUNIT DETAILS

ORGUNIT: 119-430
FUND: 119 TIF (TAX INCREMENT FINANCE)
DEPARTMENT: 119 TIF (TAX INCREMENT FINANCE)
DEPTDIV: TIF (TAX INCREMENT FINANCE) | 430 REVENUES

	FY 2018	FY 2019	FY 2020	FY 2021				FY 2022				FY 2023
ACCOUNTS / CATEGORIES	ACTUAL	ACTUAL	ACTUAL	BUDGET	AMENDED	ACTUAL	ESTIMATED	BASE	PACKAGES	PROPOSED	% CHG	PLANNING
331 INTEREST INCOME	$10,311	$23,300	$6,442	$4,500	$0	$0	$1,500	$1,500	$0	$1,500	-66.67%	$0
TOTAL USE OF MONEY AND PROPERTY	**$10,311**	**$23,300**	**$6,442**	**$4,500**	**$0**	**$0**	**$1,500**	**$1,500**	**$0**	**$1,500**	**-66.67%**	**$0**
TOTAL TIF (TAX INCREMENT FINANCE) | 430 REVENUES	**$10,311**	**$23,300**	**$6,442**	**$4,500**	**$0**	**$0**	**$1,500**	**$1,500**	**$0**	**$1,500**	**-66.67%**	**$0**

CITY OF TAYLOR
ORGUNIT DETAILS

ORGUNIT: 119-520
FUND: 119 TIF (TAX INCREMENT FINANCE)
DEPARTMENT: 520 TIF EXPENDITURES
DEPTDIV: TIF (TAX INCREMENT FINANCE) | TIF EXPENDITURES

	FY 2018	FY 2019	FY 2020	FY 2021				FY 2022				FY 2023
ACCOUNTS / CATEGORIES	ACTUAL	ACTUAL	ACTUAL	BUDGET	AMENDED	ACTUAL	ESTIMATED	BASE	PACKAGES	PROPOSED	% CHG	PLANNING
111 REGULAR FULL TIME	$0	$0	$0	$0	$0	$0	$0	$0	$0	$0	0.00%	$0
115 LONGEVITY PAY	$0	$0	$0	$0	$0	$0	$0	$0	$0	$0	0.00%	$0
118 INSURANCE ALLOWANCE	$0	$0	$0	$0	$0	$0	$0	$0	$0	$0	0.00%	$0
121 FICA SOCIAL SECURITY	$0	$0	$0	$0	$0	$0	$0	$0	$0	$0	0.00%	$0
122 WORKERS COMPENSATION	$0	$0	$0	$0	$0	$0	$0	$0	$0	$0	0.00%	$0
124 RETIREMENT-TMRS	$0	$0	$0	$0	$0	$0	$0	$0	$0	$0	0.00%	$0
128 LONG TERM DISABILITY	$0	$0	$0	$0	$0	$0	$0	$0	$0	$0	0.00%	$0
TOTAL EMPLOYEE SERVICES	**$0**	**$0**	**$0**	**$0**	**$0**	**$0**	**$0**	**$0**	**$0**	**$0**	**0.00%**	**$0**
519 OTHER PROFESSIONAL SERVICES	($0)	$42,094	$28,692	$0	$0	$0	$10,000	$0	$0	$0	0.00%	$0
539 OTHER CONTRACT SERVICES	$0	$168	$0	$0	$0	$0	$0	$0	$0	$0	0.00%	$0
TOTAL CONTRACT SERVICES AND FEES	**($0)**	**$42,262**	**$28,692**	**$0**	**$0**	**$0**	**$10,000**	**$0**	**$0**	**$0**	**0.00%**	**$0**
719 OTHER CAPITAL OUTLAY	$0	$0	$0	$0	$0	$0	$0	$0	$0	$0	0.00%	$0
TOTAL CAPITAL OUTLAY	**$0**	**$0**	**$0**	**$0**	**$0**	**$0**	**$0**	**$0**	**$0**	**$0**	**0.00%**	**$0**
742 CONSTRUCTION	$0	$0	$202,459	$0	$0	$0	$15,000	$0	$0	$0	0.00%	$0
TOTAL CAPITAL IMPROVEMENTS/ACQUISITION	**$0**	**$0**	**$202,459**	**$0**	**$0**	**$0**	**$15,000**	**$0**	**$0**	**$0**	**0.00%**	**$0**
814 TRANSFER TO CIP	$239,171	$0	$0	$0	$0	$0	$0	$0	$0	$0	0.00%	$0
815 INTERFUND TRANSFERS OUT	$30,000	$358,678	$349,500	$386,132	$0	$0	$386,132	$383,032	$0	$383,032	-0.80%	$389,782
819 OTHER CONTRIBUTIONS	$0	$0	$25,000	$25,000	$0	$0	$50,000	$25,000	$0	$25,000	0.00%	$25,000
TOTAL CONTRIBUTIONS / CONTINGENCY	**$269,171**	**$358,678**	**$374,500**	**$411,132**	**$0**	**$0**	**$436,132**	**$408,032**	**$0**	**$408,032**	**-0.75%**	**$414,782**
TOTAL TIF (TAX INCREMENT FINANCE) | TIF EXPENDITURES	**$269,171**	**$400,940**	**$605,650**	**$411,132**	**$0**	**$0**	**$461,132**	**$408,032**	**$0**	**$408,032**	**-0.75%**	**$414,782**

Special Revenue Funds

Hotel-Motel Occupancy Tax (HOT) Fund

ORGUNIT	DEPTDIV	ACT18	ACT19	ACT20	BUD21	EST21	BASE22	PACKAGES22	PROP22	DIFFERENCE	%
120-310	HOTEL/MOTEL FUND | 310 REVENUES	$79,229	$94,473	$166,833	$205,000	$160,000	$190,000	$0	$190,000	($15,000)	-7.3%
120-420	HOTEL/MOTEL FUND | 420 REVENUES	$0	$0	$0	$0	$0	$0	$0	$0	$0	0.0%
120-430	HOTEL/MOTEL FUND | 430 REVENUES	$0	$0	$0	$0	$0	$0	$0	$0	$0	0.0%
REVENUES		**$79,229**	**$94,473**	**$166,833**	**$205,000**	**$160,000**	**$190,000**	**$0**	**$190,000**	**($15,000)**	**-7.3%**
120-612	HOTEL/MOTEL FUND | HOTEL/MOTEL TAX	$72,724	$85,526	$187,388	$205,000	$182,000	$204,000	$0	$204,000	($1,000)	-0.5%
EXPENSES		**$72,724**	**$85,526**	**$187,388**	**$205,000**	**$182,000**	**$204,000**	**$0**	**$204,000**	**($1,000)**	**-0.5%**
120 HOTEL/MOTEL FUND		**$6,505**	**$8,947**	**($20,555)**	**$0**	**($22,000)**	**($14,000)**	**$0**	**($14,000)**		

CITY OF TAYLOR
ORGUNIT DETAILS

ORGUNIT: 120-310
FUND: 120 HOTEL/MOTEL FUND
DEPARTMENT: 120 HOTEL/MOTEL FUND
DEPTDIV: HOTEL/MOTEL FUND | 310 REVENUES

	FY 2018	FY 2019	FY 2020	FY 2021				FY 2022				FY 2023
ACCOUNTS / CATEGORIES	ACTUAL	ACTUAL	ACTUAL	BUDGET	AMENDED	ACTUAL	ESTIMATED	BASE	PACKAGES	PROPOSED	% CHG	PLANNING
143 HOTEL OCCUPANCY TAX	$79,229	$94,473	$166,833	$205,000	$0	$0	$160,000	$190,000	$0	$190,000	-7.32%	$0
274 LATE PAYMENT PENALTY	$0	$0	$0	$0	$0	$0	$0	$0	$0	$0	0.00%	$0
TOTAL TAXES	**$79,229**	**$94,473**	**$166,833**	**$205,000**	**$0**	**$0**	**$160,000**	**$190,000**	**$0**	**$190,000**	**-7.32%**	**$0**
TOTAL HOTEL/MOTEL FUND | 310 REVENUES	**$79,229**	**$94,473**	**$166,833**	**$205,000**	**$0**	**$0**	**$160,000**	**$190,000**	**$0**	**$190,000**	**-7.32%**	**$0**

CITY OF TAYLOR
ORGUNIT DETAILS

ORGUNIT: 120-420
FUND: 120 HOTEL/MOTEL FUND
DEPARTMENT: 120 HOTEL/MOTEL FUND
DEPTDIV: HOTEL/MOTEL FUND | 420 REVENUES

	FY 2018	FY 2019	FY 2020	FY 2021				FY 2022				FY 2023
ACCOUNTS / CATEGORIES	ACTUAL	ACTUAL	ACTUAL	BUDGET	AMENDED	ACTUAL	ESTIMATED	BASE	PACKAGES	PROPOSED	% CHG	PLANNING
326 SPECIAL ASSESSMENTS	$0	$0	$0	$0	$0	$0	$0	$0	$0	$0	0.00%	$0
TOTAL ASSESSMENTS	**$0**	**$0**	**$0**	**$0**	**$0**	**$0**	**$0**	**$0**	**$0**	**$0**	**0.00%**	**$0**
TOTAL HOTEL/MOTEL FUND | 420 REVENUES	**$0**	**$0**	**$0**	**$0**	**$0**	**$0**	**$0**	**$0**	**$0**	**$0**	**0.00%**	**$0**

CITY OF TAYLOR
ORGUNIT DETAILS

ORGUNIT: 120-430
FUND: 120 HOTEL/MOTEL FUND
DEPARTMENT: 120 HOTEL/MOTEL FUND
DEPTDIV: HOTEL/MOTEL FUND | 430 REVENUES

	FY 2018	FY 2019	FY 2020	FY 2021				FY 2022				FY 2023
ACCOUNTS / CATEGORIES	ACTUAL	ACTUAL	ACTUAL	BUDGET	AMENDED	ACTUAL	ESTIMATED	BASE	PACKAGES	PROPOSED	% CHG	PLANNING
331 INTEREST FROM FUND BALANCE	$0	$0	$0	$0	$0	$0	$0	$0	$0	$0	0.00%	$0
TOTAL USE OF MONEY AND PROPERTY	**$0**	**$0**	**$0**	**$0**	**$0**	**$0**	**$0**	**$0**	**$0**	**$0**	**0.00%**	**$0**
TOTAL HOTEL/MOTEL FUND | 430 REVENUES	**$0**	**$0**	**$0**	**$0**	**$0**	**$0**	**$0**	**$0**	**$0**	**$0**	**0.00%**	**$0**

CITY OF TAYLOR
ORGUNIT DETAILS

ORGUNIT: 120-612
FUND: 120 HOTEL/MOTEL FUND
DEPARTMENT: 120 HOTEL/MOTEL TAX
DEPTDIV: HOTEL/MOTEL FUND | HOTEL/MOTEL TAX

	FY 2018	FY 2019	FY 2020	FY 2021				FY 2022				FY 2023
ACCOUNTS / CATEGORIES	ACTUAL	ACTUAL	ACTUAL	BUDGET	AMENDED	ACTUAL	ESTIMATED	BASE	PACKAGES	PROPOSED	% CHG	PLANNING
511 LEGAL SERVICES	$0	$0	$0	$0	$0	$0	$0	$0	$0	$0	0.00%	$0
512 ENGINEERING SERVICES	$0	$0	$0	$0	$0	$0	$0	$0	$0	$0	0.00%	$0
528 ADVERTISING	$0	$0	$6,000	$0	$0	$0	$0	$0	$0	$0	0.00%	$0
532 SOFTWARE MAINT/LICENSE	$0	$0	$0	$0	$0	$0	$0	$0	$0	$0	0.00%	$0
539 OTHER CONTRACT SERVICES	$17,724	$20,000	$26,868	$20,000	$0	$0	$22,000	$24,000	$0	$24,000	20.00%	$0
TOTAL CONTRACT SERVICES AND FEES	**$17,724**	**$20,000**	**$32,868**	**$20,000**	**$0**	**$0**	**$22,000**	**$24,000**	**$0**	**$24,000**	**20.00%**	**$0**
812 PASS THROUGHS- AGENCY	$50,000	$50,000	$44,017	$50,000	$0	$0	$50,000	$50,000	$0	$50,000	0.00%	$0
815 INTERFUND TRANSFERS OUT	$5,000	$5,000	$5,000	$5,000	$0	$0	$5,000	$5,000	$0	$5,000	0.00%	$0
818 380-AGREEMENT PAYOUT	$0	$10,526	$105,503	$130,000	$0	$0	$105,000	$125,000	$0	$125,000	-3.85%	$0
TOTAL CONTRIBUTIONS / CONTINGENCY	**$55,000**	**$65,526**	**$154,521**	**$185,000**	**$0**	**$0**	**$160,000**	**$180,000**	**$0**	**$180,000**	**-2.70%**	**$0**
TOTAL HOTEL/MOTEL FUND | HOTEL/MOTEL TAX	**$72,724**	**$85,526**	**$187,388**	**$205,000**	**$0**	**$0**	**$182,000**	**$204,000**	**$0**	**$204,000**	**-0.49%**	**$0**

Special Revenue Funds

Main Street Revenue Fund

ORGUNIT	DEPTDIV	ACT18	ACT19	ACT20	BUD21	EST21	BASE22	PACKAGES22	PROP22	DIFFERENCE	%
123-330	MAIN STREET REVENUE FUND | 330 REVENUES	$0	$0	$0	$17,000	$0	$17,000	$0	$17,000	$0	0.0%
123-430	MAIN STREET REVENUE FUND | 430 REVENUES	$0	$0	$0	$0	$0	$0	$0	$0	$0	0.0%
123-440	MAIN STREET REVENUE FUND | 440 REVENUES	$27,403	$10,647	$37,785	$50,500	$6,000	$51,500	$0	$51,500	$1,000	2.0%
123-450	MAIN STREET REVENUE FUND | 450 REVENUES	$49,600	$34,600	$29,600	$39,600	$39,600	$39,600	$0	$39,600	$0	0.0%
REVENUES		**$77,003**	**$45,247**	**$67,385**	**$107,100**	**$45,600**	**$108,100**	**$0**	**$108,100**	**$1,000**	**0.9%**
123-615	MAIN STREET REVENUE FUND | CONTRIBUTE CIVIC PROGRAMS	$49,564	$38,519	$58,681	$97,650	$40,600	$105,100	$3,000	$108,100	$10,450	10.7%
EXPENSES		**$49,564**	**$38,519**	**$58,681**	**$97,650**	**$40,600**	**$105,100**	**$3,000**	**$108,100**	**$10,450**	10.7%
123 MAIN STREET REVENUE FUND		**$27,439**	**$6,728**	**$8,704**	**$9,450**	**$5,000**	**$3,000**	**($3,000)**	**$0**		

CITY OF TAYLOR
ORGUNIT DETAILS

ORGUNIT: 123-330
FUND: 123 MAIN STREET REVENUE FUND
DEPARTMENT: 123 MAIN STREET REVENUE FUND
DEPTDIV: MAIN STREET REVENUE FUND | 330 REVENUES

	FY 2018	FY 2019	FY 2020	FY 2021				FY 2022				FY 2023
ACCOUNTS / CATEGORIES	ACTUAL	ACTUAL	ACTUAL	BUDGET	AMENDED	ACTUAL	ESTIMATED	BASE	PACKAGES	PROPOSED	% CHG	PLANNING
234 TEDC CONTRIBUTIONS	$0	$0	$0	$0	$0	$0	$0	$0	$0	$0	0.00%	$0
235 GENERAL CONTRIBUTIONS	$0	$0	$0	$17,000	$0	$0	$0	$17,000	$0	$17,000	0.00%	$0
236 OTHER CONTRIBUTIONS	$0	$0	$0	$0	$0	$0	$0	$0	$0	$0	0.00%	$0
TOTAL INTERGOVERNMENTAL REVENUES	**$0**	**$0**	**$0**	**$17,000**	**$0**	**$0**	**$0**	**$17,000**	**$0**	**$17,000**	**0.00%**	**$0**
TOTAL MAIN STREET REVENUE FUND | 330 REVENUES	**$0**	**$0**	**$0**	**$17,000**	**$0**	**$0**	**$0**	**$17,000**	**$0**	**$17,000**	**0.00%**	**$0**

CITY OF TAYLOR
ORGUNIT DETAILS

ORGUNIT: 123-430
FUND: 123 MAIN STREET REVENUE FUND
DEPARTMENT: 123 MAIN STREET REVENUE FUND
DEPTDIV: MAIN STREET REVENUE FUND | 430 REVENUES

	FY 2018	FY 2019	FY 2020	FY 2021				FY 2022				FY 2023
ACCOUNTS / CATEGORIES	ACTUAL	ACTUAL	ACTUAL	BUDGET	AMENDED	ACTUAL	ESTIMATED	BASE	PACKAGES	PROPOSED	% CHG	PLANNING
331 INTEREST INCOME	$0	$0	$0	$0	$0	$0	$0	$0	$0	$0	0.00%	$0
335 REFUNDS AND REIMBURSEMENTS	$0	$0	$0	$0	$0	$0	$0	$0	$0	$0	0.00%	$0
TOTAL USE OF MONEY AND PROPERTY	**$0**	**$0**	**$0**	**$0**	**$0**	**$0**	**$0**	**$0**	**$0**	**$0**	**0.00%**	**$0**
TOTAL MAIN STREET REVENUE FUND | 430 REVENUES	**$0**	**$0**	**$0**	**$0**	**$0**	**$0**	**$0**	**$0**	**$0**	**$0**	**0.00%**	**$0**

CITY OF TAYLOR
ORGUNIT DETAILS

ORGUNIT: 123-440
FUND: 123 MAIN STREET REVENUE FUND
DEPARTMENT: 123 MAIN STREET REVENUE FUND
DEPTDIV: MAIN STREET REVENUE FUND | 440 REVENUES

	FY 2018	FY 2019	FY 2020	FY 2021				FY 2022				FY 2023
ACCOUNTS / CATEGORIES	ACTUAL	ACTUAL	ACTUAL	BUDGET	AMENDED	ACTUAL	ESTIMATED	BASE	PACKAGES	PROPOSED	% CHG	PLANNING
352 FARMERS' MARKET RENTAL FEES	$0	$0	$2,866	$2,000	$0	$0	$6,000	$6,000	$0	$6,000	200.00%	$0
353 MAIN STREET CAR SHOW	$0	$0	$28,625	$28,000	$0	$0	$0	$25,000	$0	$25,000	-10.71%	$0
354 WINE SWIRL	$0	$0	$4,439	$4,500	$0	$0	$0	$4,500	$0	$4,500	0.00%	$0
355 HERITAGE SQ CHRISTMAS LIGHTS	$0	$0	$0	$0	$0	$0	$0	$0	$0	$0	0.00%	$0
356 CHRISTMAS BAZAAR	$0	$0	$1,855	$2,000	$0	$0	$0	$2,000	$0	$2,000	0.00%	$0
357 SALES AND OTHER FUNDRAISINGS	$7,959	$1,752	$0	$0	$0	$0	$0	$0	$0	$0	0.00%	$0
358 TAYLOR BLACKLAND PRAIRIE DAYS	$19,444	$8,895	$0	$14,000	$0	$0	$0	$14,000	$0	$14,000	0.00%	$0
359 SPOOKTACULAR	$0	$0	$0	$0	$0	$0	$0	$0	$0	$0	0.00%	$0
TOTAL DONATIONS FROM PRIVATE SOURCES	**$27,403**	**$10,647**	**$37,785**	**$50,500**	**$0**	**$0**	**$6,000**	**$51,500**	**$0**	**$51,500**	**1.98%**	**$0**
TOTAL MAIN STREET REVENUE FUND | 440 REVENUES	**$27,403**	**$10,647**	**$37,785**	**$50,500**	**$0**	**$0**	**$6,000**	**$51,500**	**$0**	**$51,500**	**1.98%**	**$0**

CITY OF TAYLOR
ORGUNIT DETAILS

ORGUNIT: 123-450
FUND: 123 MAIN STREET REVENUE FUND
DEPARTMENT: 123 MAIN STREET REVENUE FUND
DEPTDIV: MAIN STREET REVENUE FUND | 450 REVENUES

	FY 2018	FY 2019	FY 2020	FY 2021				FY 2022				FY 2023
ACCOUNTS / CATEGORIES	ACTUAL	ACTUAL	ACTUAL	BUDGET	AMENDED	ACTUAL	ESTIMATED	BASE	PACKAGES	PROPOSED	% CHG	PLANNING
361 TRANSFER FROM TIF	$30,000	$15,000	$10,000	$20,000	$0	$0	$20,000	$20,000	$0	$20,000	0.00%	$0
362 TRANSFER FROM H.O.T.	$5,000	$5,000	$5,000	$5,000	$0	$0	$5,000	$5,000	$0	$5,000	0.00%	$0
365 TRANSFER FROM GENERAL FUND	$14,600	$14,600	$14,600	$14,600	$0	$0	$14,600	$14,600	$0	$14,600	0.00%	$0
TOTAL INTERFUND OPERATING TRANSFERS	**$49,600**	**$34,600**	**$29,600**	**$39,600**	**$0**	**$0**	**$39,600**	**$39,600**	**$0**	**$39,600**	**0.00%**	**$0**
TOTAL MAIN STREET REVENUE FUND | 450 REVENUES	**$49,600**	**$34,600**	**$29,600**	**$39,600**	**$0**	**$0**	**$39,600**	**$39,600**	**$0**	**$39,600**	**0.00%**	**$0**

CITY OF TAYLOR
ORGUNIT DETAILS

ORGUNIT: 123-615
FUND: 123 MAIN STREET REVENUE FUND
DEPARTMENT: 615 CONTRIBUTE CIVIC PROGRAMS
DEPTDIV: MAIN STREET REVENUE FUND | CONTRIBUTE CIVIC PROGRAMS

	FY 2018	FY 2019	FY 2020	FY 2021				FY 2022				FY 2023
ACCOUNTS / CATEGORIES	ACTUAL	ACTUAL	ACTUAL	BUDGET	AMENDED	ACTUAL	ESTIMATED	BASE	PACKAGES	PROPOSED	% CHG	PLANNING
111 REGULAR FULL TIME	$0	$0	$0	$0	$0	$0	$0	$0	$0	$0	0.00%	$0
TOTAL EMPLOYEE SERVICES	**$0**	**$0**	**$0**	**$0**	**$0**	**$0**	**$0**	**$0**	**$0**	**$0**	**0.00%**	**$0**
232 FARMERS MARKET	$0	$0	$70	$0	$0	$0	$5,000	$3,000	$3,000	$6,000	0.00%	$0
233 CITY SPONSORED EVENTS	$7,825	$787	$0	$7,000	$0	$0	$1,000	$5,225	$0	$5,225	-25.36%	$0
234 FUND RAISING GOODS	$0	$0	$0	$0	$0	$0	$0	$0	$0	$0	0.00%	$0
235 MAIN STREET CAR SHOW	$0	$0	$28,515	$23,000	$0	$0	$0	$25,000	$0	$25,000	8.70%	$0
236 TAYLOR BLACKLAND PRAIRIE DAYS	$9,970	$10,175	$0	$22,900	$0	$0	$0	$25,000	$0	$25,000	9.17%	$0
237 WINE SWIRL	$0	$0	$4,473	$3,700	$0	$0	$0	$4,000	$0	$4,000	8.11%	$0
238 CHRISTMAS BAZAAR	$0	$0	$286	$0	$0	$0	$0	$1,000	$0	$1,000	0.00%	$0
239 SPOOKTACULAR	$0	$0	$468	$1,450	$0	$0	$0	$1,550	$0	$1,550	6.90%	$0
259 CHRISTMAS LIGHTS SUPPLIES	$146	$0	$0	$0	$0	$0	$0	$2,500	$0	$2,500	0.00%	$0
TOTAL OPERATIONAL SUPPLIES AND EQUIPMENT	**$17,941**	**$10,962**	**$33,813**	**$58,050**	**$0**	**$0**	**$6,000**	**$67,275**	**$3,000**	**$70,275**	**21.06%**	**$0**
519 OTHER PROFESSIONAL SERVIVES	$0	$0	$4,257	$0	$0	$0	$0	$0	$0	$0	0.00%	$0
523 OUTSIDE PRINTING	$0	$0	$0	$0	$0	$0	$0	$0	$0	$0	0.00%	$0
528 ADVERTISING	$5,011	$533	$900	$5,000	$0	$0	$0	$3,225	$0	$3,225	-35.50%	$0
TOTAL CONTRACT SERVICES AND FEES	**$5,011**	**$533**	**$5,157**	**$5,000**	**$0**	**$0**	**$0**	**$3,225**	**$0**	**$3,225**	**-35.50%**	**$0**
719 OTHER CAPITAL OUTLAY	$0	$0	$0	$0	$0	$0	$0	$0	$0	$0	0.00%	$0
TOTAL CAPITAL OUTLAY	**$0**	**$0**	**$0**	**$0**	**$0**	**$0**	**$0**	**$0**	**$0**	**$0**	**0.00%**	**$0**
811 RENTAL ASSISTANCE	$14,561	$12,924	$16,286	$14,600	$0	$0	$14,600	$14,600	$0	$14,600	0.00%	$0
813 FACADE GRANT	$12,051	$14,100	$3,425	$20,000	$0	$0	$20,000	$20,000	$0	$20,000	0.00%	$0
819 OTHER CONTRIBUTIONS	$0	$0	$0	$0	$0	$0	$0	$0	$0	$0	0.00%	$0
TOTAL CONTRIBUTIONS / CONTINGENCY	**$26,611**	**$27,024**	**$19,711**	**$34,600**	**$0**	**$0**	**$34,600**	**$34,600**	**$0**	**$34,600**	**0.00%**	**$0**
TOTAL MAIN STREET REVENUE FUND | CONTRIBUTE CIVIC PROGRAMS	**$49,564**	**$38,519**	**$58,681**	**$97,650**	**$0**	**$0**	**$40,600**	**$105,100**	**$3,000**	**$108,100**	**10.70%**	**$0**

Special Revenue Funds

Cemetery Land & Trust Fund

ORGUNIT	DEPTDIV	ACT18	ACT19	ACT20	BUD21	EST21	BASE22	PACKAGES22	PROP22	DIFFERENCE	%
124-430	CEMETERY LAND AND TRUST FUND | 430 REVENUES	$0	$0	$0	$1,200	$400	$500	$0	$500	($700)	-58.3%
124-450	CEMETERY LAND AND TRUST FUND | 450 REVENUES	$0	$0	$0	$0	$38,798	$0	$0	$0	$0	0.0%
124-460	CEMETERY LAND AND TRUST FUND | 460 REVENUES	$0	$0	$0	$0	$0	$0	$0	$0	$0	0.0%
REVENUES		**$0**	**$0**	**$0**	**$1,200**	**$39,198**	**$500**	**$0**	**$500**	**($700)**	**-58.3%**
124-613	CEMETERY LAND AND TRUST FUND | CEMETERY SPECIAL REVIEW	$0	$0	$0	$0	$0	$0	$0	$0	$0	0.0%
EXPENSES		**$0**	**$0**	**$0**	**$0**	**$0**	**$0**	**$0**	**$0**	**$0**	**0.0%**
124 CEMETERY LAND AND TRUST FUND		**$0**	**$0**	**$0**	**$1,200**	**$39,198**	**$500**	**$0**	**$500**	**$0**	**0.0%**

CITY OF TAYLOR
ORGUNIT DETAILS

ORGUNIT: 124-430
FUND: 124 CEMETERY LAND AND TRUST FUND
DEPARTMENT: 124 CEMETERY LAND AND TRUST FUND
DEPTDIV: CEMETERY LAND AND TRUST FUND | 430 REVENUES

	FY 2018	FY 2019	FY 2020	FY 2021				FY 2022				FY 2023
ACCOUNTS / CATEGORIES	ACTUAL	ACTUAL	ACTUAL	BUDGET	AMENDED	ACTUAL	ESTIMATED	BASE	PACKAGES	PROPOSED	% CHG	PLANNING
331 INTEREST INCOME	$0	$0	$0	$1,200	$0	$0	$400	$500	$0	$500	-58.33%	$0
TOTAL USE OF MONEY AND PROPERTY	**$0**	**$0**	**$0**	**$1,200**	**$0**	**$0**	**$400**	**$500**	**$0**	**$500**	**-58.33%**	**$0**
TOTAL CEMETERY LAND AND TRUST FUND | 430 REVENUES	**$0**	**$0**	**$0**	**$1,200**	**$0**	**$0**	**$400**	**$500**	**$0**	**$500**	**-58.33%**	**$0**

CITY OF TAYLOR
ORGUNIT DETAILS

ORGUNIT: 124-450
FUND: 124 CEMETERY LAND AND TRUST FUND
DEPARTMENT: 124 CEMETERY LAND AND TRUST FUND
DEPTDIV: CEMETERY LAND AND TRUST FUND | 450 REVENUES

	FY 2018	FY 2019	FY 2020	FY 2021				FY 2022				FY 2023
ACCOUNTS / CATEGORIES	ACTUAL	ACTUAL	ACTUAL	BUDGET	AMENDED	ACTUAL	ESTIMATED	BASE	PACKAGES	PROPOSED	% CHG	PLANNING
370 INTERFUND TRANSFER IN	$0	$0	$0	$0	$0	$0	$38,798	$0	$0	$0	0.00%	$0
TOTAL INTERFUND OPERATING TRANSFERS	**$0**	**$0**	**$0**	**$0**	**$0**	**$0**	**$38,798**	**$0**	**$0**	**$0**	**0.00%**	**$0**
TOTAL CEMETERY LAND AND TRUST FUND | 450 REVENUES	**$0**	**$0**	**$0**	**$0**	**$0**	**$0**	**$38,798**	**$0**	**$0**	**$0**	**0.00%**	**$0**

CITY OF TAYLOR
ORGUNIT DETAILS

ORGUNIT: 124-460
FUND: 124 CEMETERY LAND AND TRUST FUND
DEPARTMENT: 124 CEMETERY LAND AND TRUST FUND
DEPTDIV: CEMETERY LAND AND TRUST FUND | 460 REVENUES

	FY 2018	FY 2019	FY 2020	FY 2021				FY 2022				FY 2023
ACCOUNTS / CATEGORIES	ACTUAL	ACTUAL	ACTUAL	BUDGET	AMENDED	ACTUAL	ESTIMATED	BASE	PACKAGES	PROPOSED	% CHG	PLANNING
373 CEMETERY LOT SALES	$0	$0	$0	$0	$0	$0	$0	$0	$0	$0	0.00%	$0
TOTAL PROCEEDS GENERAL FIXED ASSETS	**$0**	**$0**	**$0**	**$0**	**$0**	**$0**	**$0**	**$0**	**$0**	**$0**	**0.00%**	**$0**
TOTAL CEMETERY LAND AND TRUST FUND | 460 REVENUES	**$0**	**$0**	**$0**	**$0**	**$0**	**$0**	**$0**	**$0**	**$0**	**$0**	**0.00%**	**$0**

CITY OF TAYLOR
ORGUNIT DETAILS

ORGUNIT: 124-613
FUND: 124 CEMETERY LAND AND TRUST FUND
DEPARTMENT: 613 CEMETERY SPECIAL REVIEW
DEPTDIV: CEMETERY LAND AND TRUST FUND | CEMETERY SPECIAL REVIEW

	FY 2018	FY 2019	FY 2020	FY 2021				FY 2022				FY 2023
ACCOUNTS / CATEGORIES	ACTUAL	ACTUAL	ACTUAL	BUDGET	AMENDED	ACTUAL	ESTIMATED	BASE	PACKAGES	PROPOSED	% CHG	PLANNING
741 LAND AND REAL PROPERTY	$0	$0	$0	$0	$0	$0	$0	$0	$0	$0	0.00%	$0
TOTAL CAPITAL OUTLAY	**$0**	**$0**	**$0**	**$0**	**$0**	**$0**	**$0**	**$0**	**$0**	**$0**	**0.00%**	**$0**
815 INTERFUND TRANSFERS OUT	$0	$0	$0	$0	$0	$0	$0	$0	$0	$0	0.00%	$0
TOTAL CONTRIBUTIONS / CONTINGENCY	**$0**	**$0**	**$0**	**$0**	**$0**	**$0**	**$0**	**$0**	**$0**	**$0**	**0.00%**	**$0**
TOTAL CEMETERY LAND AND TRUST FUND | CEMETERY SPECIAL REVIEW	**$0**	**$0**	**$0**	**$0**	**$0**	**$0**	**$0**	**$0**	**$0**	**$0**	**0.00%**	**$0**

Special Revenue Funds

Municipal Court Special Revenue Fund

ORGUNIT	DEPTDIV	ACT18	ACT19	ACT20	BUD21	EST21	BASE22	PACKAGES22	PROP22	DIFFERENCE	%
125-410	MUNICIPAL COURT SPECIAL REVENUE FEE FUND | 410 REVENUES	$24,231	$18,788	$14,021	$17,000	$13,550	$19,000	$0	$19,000	$2,000	11.8%
125-450	MUNICIPAL COURT SPECIAL REVENUE FEE FUND | 450 REVENUES	$0	$0	$0	$0	$0	$0	$0	$0	$0	0.0%
REVENUES		**$24,231**	**$18,788**	**$14,021**	**$17,000**	**$13,550**	**$19,000**	**$0**	**$19,000**	**$2,000**	**11.8%**
125-625	MUNICIPAL COURT SPECIAL REVENUE FEE FUND | MUNICIPAL COURT BUILDING SECURITY	$14,532	$21,651	$4,092	$10,212	$10,082	$9,712	$0	$9,712	($500)	-4.9%
125-626	MUNICIPAL COURT SPECIAL REVENUE FEE FUND | MUNICIPAL COURT TECHNOLOGY	$10,015	$7,766	$19,803	$0	$0	$0	$0	$0	$0	0.0%
125-627	MUNICIPAL COURT SPECIAL REVENUE FEE FUND | MUNICIPAL COURT JUDICIAL	$2,782	$0	$739	$0	$15,000	$0	$0	$0	$0	0.0%
EXPENSES		**$27,329**	**$29,417**	**$24,634**	**$10,212**	**$25,082**	**$9,712**	**$0**	**$9,712**	**($500)**	**-4.9%**
125 MUNICIPAL COURT SPECIAL REVENUE FEE FUND		**($3,098)**	**($10,629)**	**($10,613)**	**$6,788**	**($11,532)**	**$9,288**	**$0**	**$9,288**		

CITY OF TAYLOR
ORGUNIT DETAILS

ORGUNIT: 125-410
FUND: 125 MUNICIPAL COURT SPECIAL REVENUE FEE FUND
DEPARTMENT: 125 MUNICIPAL COURT SPECIAL REVENUE FEE FUND
DEPTDIV: MUNICIPAL COURT SPECIAL REVENUE FEE FUND | 410 REVENUES

	FY 2018	FY 2019	FY 2020	FY 2021				FY 2022				FY 2023
ACCOUNTS / CATEGORIES	ACTUAL	ACTUAL	ACTUAL	BUDGET	AMENDED	ACTUAL	ESTIMATED	BASE	PACKAGES	PROPOSED	% CHG	PLANNING
309 JUDICIAL FEE-CITY	$2,825	$2,340	$854	$2,000	$0	$0	$1,000	$2,000	$0	$2,000	0.00%	$0
320 TRUANCY PREVENTION/DIVERSION	$0	$0	$3,012	$0	$0	$0	$2,500	$2,500	$0	$2,500	0.00%	$0
321 JURY SERVICE FEES	$0	$0	$60	$0	$0	$0	$50	$0	$0	$0	0.00%	$0
412 BUILDING SECURITY FEES	$9,178	$7,049	$4,980	$7,000	$0	$0	$5,000	$6,500	$0	$6,500	-7.14%	$0
413 TECHNOLOGY FEES	$12,229	$9,399	$5,115	$8,000	$0	$0	$5,000	$8,000	$0	$8,000	0.00%	$0
TOTAL FINES AND FORFEITURES	**$24,231**	**$18,788**	**$14,021**	**$17,000**	**$0**	**$0**	**$13,550**	**$19,000**	**$0**	**$19,000**	**11.76%**	**$0**
TOTAL MUNICIPAL COURT SPECIAL REVENUE FEE FUND | 410 REVENUES	**$24,231**	**$18,788**	**$14,021**	**$17,000**	**$0**	**$0**	**$13,550**	**$19,000**	**$0**	**$19,000**	**11.76%**	**$0**

CITY OF TAYLOR
ORGUNIT DETAILS

ORGUNIT: 125-450
FUND: 125 MUNICIPAL COURT SPECIAL REVENUE FEE FUND
DEPARTMENT: 125 MUNICIPAL COURT SPECIAL REVENUE FEE FUND
DEPTDIV: MUNICIPAL COURT SPECIAL REVENUE FEE FUND | 450 REVENUES

	FY 2018	FY 2019	FY 2020	FY 2021				FY 2022				FY 2023
ACCOUNTS / CATEGORIES	ACTUAL	ACTUAL	ACTUAL	BUDGET	AMENDED	ACTUAL	ESTIMATED	BASE	PACKAGES	PROPOSED	% CHG	PLANNING
370 TRANSFER IN	$0	$0	$0	$0	$0	$0	$0	$0	$0	$0	0.00%	$0
TOTAL INTERFUND OPERATING TRANSFERS	**$0**	**$0**	**$0**	**$0**	**$0**	**$0**	**$0**	**$0**	**$0**	**$0**	**0.00%**	**$0**
TOTAL MUNICIPAL COURT SPECIAL REVENUE FEE FUND | 450 REVENUES	**$0**	**$0**	**$0**	**$0**	**$0**	**$0**	**$0**	**$0**	**$0**	**$0**	**0.00%**	**$0**

CITY OF TAYLOR
ORGUNIT DETAILS

ORGUNIT: 125-625
FUND: 125 MUNICIPAL COURT SPECIAL REVENUE FEE FUND
DEPARTMENT: 625 MUNICIPAL COURT BUILDING SECURITY
DEPTDIV: MUNICIPAL COURT SPECIAL REVENUE FEE FUND | MUNICIPAL COURT BUILDING SECURITY

	FY 2018	FY 2019	FY 2020	FY 2021				FY 2022				FY 2023
ACCOUNTS / CATEGORIES	ACTUAL	ACTUAL	ACTUAL	BUDGET	AMENDED	ACTUAL	ESTIMATED	BASE	PACKAGES	PROPOSED	% CHG	PLANNING
111 REGULAR FULL TIME	$9,316	$11,107	$3,410	$8,000	$0	$0	$8,000	$8,000	$0	$8,000	0.00%	$0
121 FICA SOCIAL SECURITY	$713	$850	$261	$612	$0	$0	$612	$612	$0	$612	0.00%	$0
124 RETIREMENT-TMRS	$1,128	$1,346	$422	$1,100	$0	$0	$970	$1,100	$0	$1,100	0.00%	$0
TOTAL EMPLOYEE SERVICES	**$11,157**	**$13,303**	**$4,092**	**$9,712**	**$0**	**$0**	**$9,582**	**$9,712**	**$0**	**$9,712**	**0.00%**	**$0**
217 OFFICE SECURITY	$0	$0	$0	$500	$0	$0	$500	$0	$0	$0	-100.00%	$0
226 MISC. HARDWARE	$768	$0	$0	$0	$0	$0	$0	$0	$0	$0	0.00%	$0
264 COMPUTER ACCESSORIES	$0	$0	$0	$0	$0	$0	$0	$0	$0	$0	0.00%	$0
267 COMPUTERS	$0	$0	$0	$0	$0	$0	$0	$0	$0	$0	0.00%	$0
279 OTHER OPERATIONAL EQUIPMENT	$2,607	$8,348	$0	$0	$0	$0	$0	$0	$0	$0	0.00%	$0
TOTAL OPERATIONAL SUPPLIES AND EQUIPMENT	**$3,375**	**$8,348**	**$0**	**$500**	**$0**	**$0**	**$500**	**$0**	**$0**	**$0**	**-100.00%**	**$0**
323 TRUNK TELEPHONE SYSTEM	$0	$0	$0	$0	$0	$0	$0	$0	$0	$0	0.00%	$0
TOTAL FACILITIES OPERATIONS / MAINTENANCE	**$0**	**$0**	**$0**	**$0**	**$0**	**$0**	**$0**	**$0**	**$0**	**$0**	**0.00%**	**$0**
539 OTHER CONTRACT SERVICES	$0	$0	$0	$0	$0	$0	$0	$0	$0	$0	0.00%	$0
TOTAL CONTRACT SERVICES AND FEES	**$0**	**$0**	**$0**	**$0**	**$0**	**$0**	**$0**	**$0**	**$0**	**$0**	**0.00%**	**$0**
717 INSTRUMENTS/APPARATUS	$0	$0	$0	$0	$0	$0	$0	$0	$0	$0	0.00%	$0
719 OTHER CAPITAL OUTLAY	$0	$0	$0	$0	$0	$0	$0	$0	$0	$0	0.00%	$0
TOTAL CAPITAL OUTLAY	**$0**	**$0**	**$0**	**$0**	**$0**	**$0**	**$0**	**$0**	**$0**	**$0**	**0.00%**	**$0**
TOTAL MUNICIPAL COURT SPECIAL REVENUE FEE FUND | MUNICIPAL COURT BUILDING SECURITY	**$14,532**	**$21,651**	**$4,092**	**$10,212**	**$0**	**$0**	**$10,082**	**$9,712**	**$0**	**$9,712**	**-4.90%**	**$0**

CITY OF TAYLOR
ORGUNIT DETAILS

ORGUNIT: 125-626
FUND: 125 MUNICIPAL COURT SPECIAL REVENUE FEE FUND
DEPARTMENT: 626 MUNICIPAL COURT TECHNOLOGY
DEPTDIV: MUNICIPAL COURT SPECIAL REVENUE FEE FUND | MUNICIPAL COURT TECHNOLOGY

	FY 2018	FY 2019	FY 2020	FY 2021				FY 2022				FY 2023
ACCOUNTS / CATEGORIES	ACTUAL	ACTUAL	ACTUAL	BUDGET	AMENDED	ACTUAL	ESTIMATED	BASE	PACKAGES	PROPOSED	% CHG	PLANNING
141 WORKSHOP TRAINING	$0	$0	$0	$0	$0	$0	$0	$0	$0	$0	0.00%	$0
142 PROFESSIONAL CONFERENCES	$0	$0	$0	$0	$0	$0	$0	$0	$0	$0	0.00%	$0
146 TRAINING- TRANSPORTATION	$0	$0	$0	$0	$0	$0	$0	$0	$0	$0	0.00%	$0
147 TRAINING- LODGING	$0	$0	$0	$0	$0	$0	$0	$0	$0	$0	0.00%	$0
148 TRAINING- MEALS	$0	$0	$0	$0	$0	$0	$0	$0	$0	$0	0.00%	$0
TOTAL EMPLOYEE SERVICES	**$0**	**$0**	**$0**	**$0**	**$0**	**$0**	**$0**	**$0**	**$0**	**$0**	**0.00%**	**$0**
267 COMPUTERS	$3,851	$0	$2,152	$0	$0	$0	$0	$0	$0	$0	0.00%	$0
269 OTHER OFFICE EQUIPMENT	$1,440	$7,766	$0	$0	$0	$0	$0	$0	$0	$0	0.00%	$0
TOTAL OPERATIONAL SUPPLIES AND EQUIPMENT	**$5,290**	**$7,766**	**$2,152**	**$0**	**$0**	**$0**	**$0**	**$0**	**$0**	**$0**	**0.00%**	**$0**
532 SOFTWARE MAINT/LICENSE	$4,725	$0	$13,931	$0	$0	$0	$0	$0	$0	$0	0.00%	$0
539 OTHER CONTRACT SERVICES	$0	$0	$0	$0	$0	$0	$0	$0	$0	$0	0.00%	$0
TOTAL CONTRACT SERVICES AND FEES	**$4,725**	**$0**	**$13,931**	**$0**	**$0**	**$0**	**$0**	**$0**	**$0**	**$0**	**0.00%**	**$0**
712 COMMUNICATION EQUIPMENT	$0	$0	$0	$0	$0	$0	$0	$0	$0	$0	0.00%	$0
714 COMPUTER EQUIPMENT	$0	$0	$3,720	$0	$0	$0	$0	$0	$0	$0	0.00%	$0
719 OTHER CAPITAL OUTLAY	$0	$0	$0	$0	$0	$0	$0	$0	$0	$0	0.00%	$0
TOTAL CAPITAL OUTLAY	**$0**	**$0**	**$3,720**	**$0**	**$0**	**$0**	**$0**	**$0**	**$0**	**$0**	**0.00%**	**$0**
TOTAL MUNICIPAL COURT SPECIAL REVENUE FEE FUND | MUNICIPAL COURT TECHNOLOGY	**$10,015**	**$7,766**	**$19,803**	**$0**	**$0**	**$0**	**$0**	**$0**	**$0**	**$0**	**0.00%**	**$0**

CITY OF TAYLOR
ORGUNIT DETAILS

ORGUNIT: 125-627
FUND: 125 MUNICIPAL COURT SPECIAL REVENUE FEE FUND
DEPARTMENT: 627 MUNICIPAL COURT JUDICIAL
DEPTDIV: MUNICIPAL COURT SPECIAL REVENUE FEE FUND | MUNICIPAL COURT JUDICIAL

	FY 2018	FY 2019	FY 2020	FY 2021				FY 2022				FY 2023
ACCOUNTS / CATEGORIES	ACTUAL	ACTUAL	ACTUAL	BUDGET	AMENDED	ACTUAL	ESTIMATED	BASE	PACKAGES	PROPOSED	% CHG	PLANNING
539 OTHER CONTRACT SERVICES	$2,782	$0	$739	$0	$0	$0	$15,000	$0	$0	$0	0.00%	$0
TOTAL CONTRACT SERVICES AND FEES	**$2,782**	**$0**	**$739**	**$0**	**$0**	**$0**	**$15,000**	**$0**	**$0**	**$0**	**0.00%**	**$0**
TOTAL MUNICIPAL COURT SPECIAL REVENUE FEE FUND | MUNICIPAL COURT JUDICIAL	**$2,782**	**$0**	**$739**	**$0**	**$0**	**$0**	**$15,000**	**$0**	**$0**	**$0**	**0.00%**	**$0**

Special Revenue Funds

Library Grant/Donation Fund

ORGUNIT	DEPTDIV	ACT18	ACT19	ACT20	BUD21	EST21	BASE22	PACKAGES22	PROP22	DIFFERENCE	%
129-330	LIBRARY/GRANT DONATION FUND | 330 REVENUES	$1,120	$4,264	$0	$1,000	$0	$0	$0	$0	($1,000)	-100.0%
129-430	LIBRARY/GRANT DONATION FUND | 430 REVENUES	$4,345	$6,467	$2,478	$4,000	$250	$400	$0	$400	($3,600)	-90.0%
129-440	LIBRARY/GRANT DONATION FUND | 440 REVENUES	$640	$442	$12	$300	$300	$300	$0	$300	$0	0.0%
REVENUES		**$6,105**	**$11,173**	**$2,490**	**$5,300**	**$550**	**$700**	**$0**	**$700**	**($4,600)**	**-86.8%**
129-624	LIBRARY/GRANT DONATION FUND | LIBRARY	$19,213	$6,358	$5,811	$5,000	$1,500	$2,050	$0	$2,050	($2,950)	-59.0%
EXPENSES		**$19,213**	**$6,358**	**$5,811**	**$5,000**	**$1,500**	**$2,050**	**$0**	**$2,050**	**($2,950)**	**-59.0%**
129 LIBRARY/GRANT DONATION FUND		**($13,108)**	**$4,815**	**($3,321)**	**$300**	**($950)**	**($1,350)**	**$0**	**($1,350)**		

CITY OF TAYLOR
ORGUNIT DETAILS

ORGUNIT: 129-330
FUND: 129 LIBRARY/GRANT DONATION FUND
DEPARTMENT: 129 LIBRARY/GRANT DONATION FUND
DEPTDIV: LIBRARY/GRANT DONATION FUND | 330 REVENUES

	FY 2018	FY 2019	FY 2020	FY 2021				FY 2022				FY 2023
ACCOUNTS / CATEGORIES	ACTUAL	ACTUAL	ACTUAL	BUDGET	AMENDED	ACTUAL	ESTIMATED	BASE	PACKAGES	PROPOSED	% CHG	PLANNING
227 GRANTS	$0	$0	$0	$0	$0	$0	$0	$0	$0	$0	0.00%	$0
229 OTHER STATE GRANTS	$1,120	$4,264	$0	$1,000	$0	$0	$0	$0	$0	$0	-100.00%	$0
239 OTHER LOCAL GOV DONATIONS	$0	$0	$0	$0	$0	$0	$0	$0	$0	$0	0.00%	$0
TOTAL INTERGOVERNMENTAL REVENUES	**$1,120**	**$4,264**	**$0**	**$1,000**	**$0**	**$0**	**$0**	**$0**	**$0**	**$0**	**-100.00%**	**$0**
TOTAL LIBRARY/GRANT DONATION FUND | 330 REVENUES	**$1,120**	**$4,264**	**$0**	**$1,000**	**$0**	**$0**	**$0**	**$0**	**$0**	**$0**	**-100.00%**	**$0**

CITY OF TAYLOR
ORGUNIT DETAILS

ORGUNIT: 129-430
FUND: 129 LIBRARY/GRANT DONATION FUND
DEPARTMENT: 129 LIBRARY/GRANT DONATION FUND
DEPTDIV: LIBRARY/GRANT DONATION FUND | 430 REVENUES

	FY 2018	FY 2019	FY 2020	FY 2021				FY 2022				FY 2023
ACCOUNTS / CATEGORIES	ACTUAL	ACTUAL	ACTUAL	BUDGET	AMENDED	ACTUAL	ESTIMATED	BASE	PACKAGES	PROPOSED	% CHG	PLANNING
331 INTEREST INCOME	$4,345	$6,467	$2,478	$4,000	$0	$0	$250	$400	$0	$400	-90.00%	$0
334 COLLECTIONS/ GENERAL REVENUE	$0	$0	$0	$0	$0	$0	$0	$0	$0	$0	0.00%	$0
TOTAL USE OF MONEY AND PROPERTY	**$4,345**	**$6,467**	**$2,478**	**$4,000**	**$0**	**$0**	**$250**	**$400**	**$0**	**$400**	**-90.00%**	**$0**
TOTAL LIBRARY/GRANT DONATION FUND | 430 REVENUES	**$4,345**	**$6,467**	**$2,478**	**$4,000**	**$0**	**$0**	**$250**	**$400**	**$0**	**$400**	**-90.00%**	**$0**

CITY OF TAYLOR
ORGUNIT DETAILS

ORGUNIT: 129-440
FUND: 129 LIBRARY/GRANT DONATION FUND
DEPARTMENT: 129 LIBRARY/GRANT DONATION FUND
DEPTDIV: LIBRARY/GRANT DONATION FUND | 440 REVENUES

	FY 2018	FY 2019	FY 2020	FY 2021				FY 2022				FY 2023
ACCOUNTS / CATEGORIES	ACTUAL	ACTUAL	ACTUAL	BUDGET	AMENDED	ACTUAL	ESTIMATED	BASE	PACKAGES	PROPOSED	% CHG	PLANNING
354 NOBLE TRUST BEQUEST	$0	$0	$0	$0	$0	$0	$0	$0	$0	$0	0.00%	$0
355 LOUIS NED BEQUEST	$0	$0	$0	$0	$0	$0	$0	$0	$0	$0	0.00%	$0
359 MISCELLANEOUS DONATIONS	$640	$442	$12	$300	$0	$0	$300	$300	$0	$300	0.00%	$0
TOTAL DONATIONS FROM PRIVATE SOURCES	**$640**	**$442**	**$12**	**$300**	**$0**	**$0**	**$300**	**$300**	**$0**	**$300**	**0.00%**	**$0**
TOTAL LIBRARY/GRANT DONATION FUND | 440 REVENUES	**$640**	**$442**	**$12**	**$300**	**$0**	**$0**	**$300**	**$300**	**$0**	**$300**	**0.00%**	**$0**

CITY OF TAYLOR
ORGUNIT DETAILS

ORGUNIT: 129-624
FUND: 129 LIBRARY/GRANT DONATION FUND
DEPARTMENT: 624 LIBRARY
DEPTDIV: LIBRARY/GRANT DONATION FUND | LIBRARY

	FY 2018	FY 2019	FY 2020	FY 2021				FY 2022				FY 2023
ACCOUNTS / CATEGORIES	ACTUAL	ACTUAL	ACTUAL	BUDGET	AMENDED	ACTUAL	ESTIMATED	BASE	PACKAGES	PROPOSED	% CHG	PLANNING
144 SUBSCRIPTIONS AND BOOKS	$0	$0	$0	$0	$0	$0	$0	$0	$0	$0	0.00%	$0
TOTAL EMPLOYEE SERVICES	**$0**	**$0**	**$0**	**$0**	**$0**	**$0**	**$0**	**$0**	**$0**	**$0**	**0.00%**	**$0**
211 GENERAL OFFICE SUPPLIES	$0	$431	$0	$0	$0	$0	$0	$0	$0	$0	0.00%	$0
215 POSTAGE	$0	$0	$33	$0	$0	$0	$0	$50	$0	$50	0.00%	$0
226 MISC. HARDWARE	$0	$0	$0	$0	$0	$0	$0	$0	$0	$0	0.00%	$0
259 MISC. SUPPLIES	$0	$0	$0	$0	$0	$0	$0	$0	$0	$0	0.00%	$0
261 OFFICE FURNITURE	$0	$0	$0	$0	$0	$0	$0	$0	$0	$0	0.00%	$0
267 COMPUTERS	$8,440	$0	$0	$0	$0	$0	$0	$0	$0	$0	0.00%	$0
268 APPLIANCES	$0	$0	$0	$0	$0	$0	$0	$0	$0	$0	0.00%	$0
269 OTHER OFFICE EQUIPMENT	$0	$0	$0	$0	$0	$0	$0	$0	$0	$0	0.00%	$0
TOTAL OPERATIONAL SUPPLIES AND EQUIPMENT	**$8,440**	**$431**	**$33**	**$0**	**$0**	**$0**	**$0**	**$50**	**$0**	**$50**	**0.00%**	**$0**
349 MISC REPAIRS/MAINT	$0	$0	$0	$0	$0	$0	$0	$0	$0	$0	0.00%	$0
TOTAL FACILITIES OPERATIONS / MAINTENANCE	**$0**	**$0**	**$0**	**$0**	**$0**	**$0**	**$0**	**$0**	**$0**	**$0**	**0.00%**	**$0**
532 SOFTWARE MAINT/LICENSE	$0	$0	$0	$0	$0	$0	$0	$0	$0	$0	0.00%	$0
539 OTHER CONTRACT SERVICES	$1,500	$1,500	$1,500	$1,500	$0	$0	$1,500	$1,500	$0	$1,500	0.00%	$0
TOTAL CONTRACT SERVICES AND FEES	**$1,500**	**$1,500**	**$1,500**	**$1,500**	**$0**	**$0**	**$1,500**	**$1,500**	**$0**	**$1,500**	**0.00%**	**$0**
711 OFFICE FURNITURE	$0	$0	$0	$0	$0	$0	$0	$0	$0	$0	0.00%	$0
715 GRANT EQUIPMENT	$0	$0	$0	$0	$0	$0	$0	$0	$0	$0	0.00%	$0
718 LIBRARY BOOKS	$9,273	$4,427	$4,278	$3,500	$0	$0	$0	$500	$0	$500	-85.71%	$0
TOTAL CAPITAL OUTLAY	**$9,273**	**$4,427**	**$4,278**	**$3,500**	**$0**	**$0**	**$0**	**$500**	**$0**	**$500**	**-85.71%**	**$0**
815 INTERFUND TRANSFERS OUT	$0	$0	$0	$0	$0	$0	$0	$0	$0	$0	0.00%	$0
TOTAL CONTRIBUTIONS / CONTINGENCY	**$0**	**$0**	**$0**	**$0**	**$0**	**$0**	**$0**	**$0**	**$0**	**$0**	**0.00%**	**$0**
TOTAL LIBRARY/GRANT DONATION FUND | LIBRARY	**$19,213**	**$6,358**	**$5,811**	**$5,000**	**$0**	**$0**	**$1,500**	**$2,050**	**$0**	**$2,050**	**-59.00%**	**$0**

Debt Service Funds

Tax-Supported I&S Fund

ORGUNIT	DEPTDIV	ACT18	ACT19	ACT20	BUD21	EST21	BASE22	PACKAGES22	PROP22	DIFFERENCE	%
140-310	I AND S FOR G O BONDS | 310 REVENUES	$2,066,041	$2,163,901	$2,387,536	$2,436,000	$2,460,000	$2,768,100	$0	$2,768,100	$332,100	13.6%
140-330	I AND S FOR G O BONDS | 330 REVENUES	$0	$0	$1,148	$0	$71,953	$74,000	$0	$74,000	$74,000	0.0%
140-430	I AND S FOR G O BONDS | 430 REVENUES	$38,344	$37,755	$10,287	$18,000	$1,000	$1,500	$0	$1,500	($16,500)	-91.7%
140-450	I AND S FOR G O BONDS | 450 REVENUES	$0	$359,365	$339,500	$342,150	$342,150	$339,500	$0	$339,500	($2,650)	-0.8%
140-470	I AND S FOR G O BONDS | 470 REVENUES	$1,597,303	$0	$0	$0	$0	$0	$0	$0	$0	0.0%
REVENUES		**$3,701,688**	**$2,561,021**	**$2,738,471**	**$2,796,150**	**$2,875,103**	**$3,183,100**	**$0**	**$3,183,100**	**$386,950**	**13.8%**
140-620	I AND S FOR G O BONDS | I AND S PAYMENT ACCOUNTS	$1,929,182	$2,489,350	$2,664,300	$2,816,950	$2,816,695	$3,145,758	$0	$3,145,758	$328,808	11.7%
EXPENSES		**$1,929,182**	**$2,489,350**	**$2,664,300**	**$2,816,950**	**$2,816,695**	**$3,145,758**	**$0**	**$3,145,758**	**$328,808**	**11.7%**
140 I AND S FOR G O BONDS		**$1,772,506**	**$71,671**	**$74,171**	**($20,800)**	**$58,408**	**$37,342**	**$0**	**$37,342**		

CITY OF TAYLOR
ORGUNIT DETAILS

ORGUNIT: 140-310
FUND: 140 I AND S FOR G O BONDS
DEPARTMENT: 140 I AND S FOR G O BONDS
DEPTDIV: I AND S FOR G O BONDS | 310 REVENUES

	FY 2018	FY 2019	FY 2020	FY 2021				FY 2022				FY 2023
ACCOUNTS / CATEGORIES	ACTUAL	ACTUAL	ACTUAL	BUDGET	AMENDED	ACTUAL	ESTIMATED	BASE	PACKAGES	PROPOSED	% CHG	PLANNING
111 CURRENT PROPERTY TAXES	$2,066,041	$2,163,901	$2,387,536	$2,436,000	$0	$0	$2,460,000	$2,768,100	$0	$2,768,100	13.63%	$0
TOTAL TAXES	**$2,066,041**	**$2,163,901**	**$2,387,536**	**$2,436,000**	**$0**	**$0**	**$2,460,000**	**$2,768,100**	**$0**	**$2,768,100**	**13.63%**	**$0**
TOTAL I AND S FOR G O BONDS | 310 REVENUES	**$2,066,041**	**$2,163,901**	**$2,387,536**	**$2,436,000**	**$0**	**$0**	**$2,460,000**	**$2,768,100**	**$0**	**$2,768,100**	**13.63%**	**$0**

CITY OF TAYLOR
ORGUNIT DETAILS

ORGUNIT: 140-330
FUND: 140 I AND S FOR G O BONDS
DEPARTMENT: 140 I AND S FOR G O BONDS
DEPTDIV: I AND S FOR G O BONDS | 330 REVENUES

	FY 2018	FY 2019	FY 2020	FY 2021				FY 2022				FY 2023
ACCOUNTS / CATEGORIES	ACTUAL	ACTUAL	ACTUAL	BUDGET	AMENDED	ACTUAL	ESTIMATED	BASE	PACKAGES	PROPOSED	% CHG	PLANNING
241 PAY IN LIEU OF TAXES	$0	$0	$1,148	$0	$0	$0	$71,953	$74,000	$0	$74,000	0.00%	$0
TOTAL IN LIEU OF TAXES	**$0**	**$0**	**$1,148**	**$0**	**$0**	**$0**	**$71,953**	**$74,000**	**$0**	**$74,000**	**0.00%**	**$0**
TOTAL I AND S FOR G O BONDS | 330 REVENUES	**$0**	**$0**	**$1,148**	**$0**	**$0**	**$0**	**$71,953**	**$74,000**	**$0**	**$74,000**	**0.00%**	**$0**

CITY OF TAYLOR
ORGUNIT DETAILS

ORGUNIT: 140-430
FUND: 140 I AND S FOR G O BONDS
DEPARTMENT: 140 I AND S FOR G O BONDS
DEPTDIV: I AND S FOR G O BONDS | 430 REVENUES

	FY 2018	FY 2019	FY 2020	FY 2021				FY 2022				FY 2023
ACCOUNTS / CATEGORIES	ACTUAL	ACTUAL	ACTUAL	BUDGET	AMENDED	ACTUAL	ESTIMATED	BASE	PACKAGES	PROPOSED	% CHG	PLANNING
331 INTEREST INCOME	$25,170	$37,347	$10,287	$18,000	$0	$0	$1,000	$1,500	$0	$1,500	-91.67%	$0
335 REIMBURSEMENTS/REFUNDS	$13,174	$408	$0	$0	$0	$0	$0	$0	$0	$0	0.00%	$0
TOTAL USE OF MONEY AND PROPERTY	**$38,344**	**$37,755**	**$10,287**	**$18,000**	**$0**	**$0**	**$1,000**	**$1,500**	**$0**	**$1,500**	**-91.67%**	**$0**
TOTAL I AND S FOR G O BONDS | 430 REVENUES	**$38,344**	**$37,755**	**$10,287**	**$18,000**	**$0**	**$0**	**$1,000**	**$1,500**	**$0**	**$1,500**	**-91.67%**	**$0**

CITY OF TAYLOR
ORGUNIT DETAILS

ORGUNIT: 140-450
FUND: 140 I AND S FOR G O BONDS
DEPARTMENT: 140 I AND S FOR G O BONDS
DEPTDIV: I AND S FOR G O BONDS | 450 REVENUES

	FY 2018	FY 2019	FY 2020	FY 2021				FY 2022				FY 2023
ACCOUNTS / CATEGORIES	ACTUAL	ACTUAL	ACTUAL	BUDGET	AMENDED	ACTUAL	ESTIMATED	BASE	PACKAGES	PROPOSED	% CHG	PLANNING
365 FROM GENERAL FUND	$0	$0	$0	$0	$0	$0	$0	$0	$0	$0	0.00%	$0
370 INTERFUND TRANSFER IN	$0	$359,365	$339,500	$342,150	$0	$0	$342,150	$339,500	$0	$339,500	-0.77%	$0
TOTAL INTERFUND OPERATING TRANSFERS	**$0**	**$359,365**	**$339,500**	**$342,150**	**$0**	**$0**	**$342,150**	**$339,500**	**$0**	**$339,500**	**-0.77%**	**$0**
TOTAL I AND S FOR G O BONDS | 450 REVENUES	**$0**	**$359,365**	**$339,500**	**$342,150**	**$0**	**$0**	**$342,150**	**$339,500**	**$0**	**$339,500**	**-0.77%**	**$0**

CITY OF TAYLOR
ORGUNIT DETAILS

ORGUNIT: 140-470
FUND: 140 I AND S FOR G O BONDS
DEPARTMENT: 140 I AND S FOR G O BONDS
DEPTDIV: I AND S FOR G O BONDS | 470 REVENUES

	FY 2018	FY 2019	FY 2020	FY 2021				FY 2022				FY 2023
ACCOUNTS / CATEGORIES	ACTUAL	ACTUAL	ACTUAL	BUDGET	AMENDED	ACTUAL	ESTIMATED	BASE	PACKAGES	PROPOSED	% CHG	PLANNING
381 9.615M CO SERIES 08 (2.945M)	$0	$0	$0	$0	$0	$0	$0	$0	$0	$0	0.00%	$0
382 4.595M GO REF SER 15 (1.695M)	$0	$0	$0	$0	$0	$0	$0	$0	$0	$0	0.00%	$0
383 3.02M GO REF 2017 (1.435M)	$1,435,000	$0	$0	$0	$0	$0	$0	$0	$0	$0	0.00%	$0
388 BOND PROCEEDS	$0	$0	$0	$0	$0	$0	$0	$0	$0	$0	0.00%	$0
391 BOND PREMIUMS	$162,303	$0	$0	$0	$0	$0	$0	$0	$0	$0	0.00%	$0
TOTAL PROCEEDS GENERAL LONG TERM LIABILITIES	**$1,597,303**	**$0**	**$0**	**$0**	**$0**	**$0**	**$0**	**$0**	**$0**	**$0**	**0.00%**	**$0**
TOTAL I AND S FOR G O BONDS | 470 REVENUES	**$1,597,303**	**$0**	**$0**	**$0**	**$0**	**$0**	**$0**	**$0**	**$0**	**$0**	**0.00%**	**$0**

CITY OF TAYLOR
ORGUNIT DETAILS

ORGUNIT: 140-620
FUND: 140 I AND S FOR G O BONDS
DEPARTMENT: 620 I AND S PAYMENT ACCOUNTS
DEPTDIV: I AND S FOR G O BONDS | I AND S PAYMENT ACCOUNTS

	FY 2018	FY 2019	FY 2020	FY 2021				FY 2022				FY 2023
ACCOUNTS / CATEGORIES	ACTUAL	ACTUAL	ACTUAL	BUDGET	AMENDED	ACTUAL	ESTIMATED	BASE	PACKAGES	PROPOSED	% CHG	PLANNING
537 BANK FINANCE CHARGES	$2,674	$3,870	$3,559	$3,500	$0	$0	$3,500	$3,500	$0	$3,500	0.00%	$0
TOTAL CONTRACT SERVICES AND FEES	**$2,674**	**$3,870**	**$3,559**	**$3,500**	**$0**	**$0**	**$3,500**	**$3,500**	**$0**	**$3,500**	**0.00%**	**$0**
815 INTERFUND TRANSFERS OUT	$7,447	$0	$0	$35,000	$0	$0	$34,745	$34,600	$0	$34,600	-1.14%	$0
TOTAL CONTRIBUTIONS / CONTINGENCY	**$7,447**	**$0**	**$0**	**$35,000**	**$0**	**$0**	**$34,745**	**$34,600**	**$0**	**$34,600**	**-1.14%**	**$0**
921 PRINCIPAL RETIREMENT	$1,273,888	$1,705,000	$1,825,000	$2,020,000	$0	$0	$2,020,000	$2,407,000	$0	$2,407,000	19.16%	$270,000
922 I AND S INTEREST	$645,175	$780,480	$835,741	$758,450	$0	$0	$758,450	$700,658	$0	$700,658	-7.62%	$71,700
930 BOND ISSUANCE COSTS	$0	$0	$0	$0	$0	$0	$0	$0	$0	$0	0.00%	$0
931 REFUNDING COSTS	$0	$0	$0	$0	$0	$0	$0	$0	$0	$0	0.00%	$0
932 OTHER FINANCING USES	$0	$0	$0	$0	$0	$0	$0	$0	$0	$0	0.00%	$0
933 REOFFERING PREMIUM ON BOND ISS	$0	$0	$0	$0	$0	$0	$0	$0	$0	$0	0.00%	$0
934 DEFERRED AMT ON REFUNDING	$0	$0	$0	$0	$0	$0	$0	$0	$0	$0	0.00%	$0
980 PAYMENT TO ESCROW AGENT	$0	$0	$0	$0	$0	$0	$0	$0	$0	$0	0.00%	$0
TOTAL DEBT SERVICE	**$1,919,062**	**$2,485,480**	**$2,660,741**	**$2,778,450**	**$0**	**$0**	**$2,778,450**	**$3,107,658**	**$0**	**$3,107,658**	**11.85%**	**$341,700**
TOTAL I AND S FOR G O BONDS | I AND S PAYMENT ACCOUNTS	**$1,929,182**	**$2,489,350**	**$2,664,300**	**$2,816,950**	**$0**	**$0**	**$2,816,695**	**$3,145,758**	**$0**	**$3,145,758**	**11.67%**	**$341,700**

Debt Service Funds

MDUS I&S Fund

ORGUNIT	DEPTDIV	ACT18	ACT19	ACT20	BUD21	EST21	BASE22	PACKAGES22	PROP22	DIFFERENCE	%
143-430	MDUS IAND S | 430 REVENUES	$0	$0	$0	$0	$0	$0	$0	$0	$0	0.0%
143-450	MDUS IAND S | 450 REVENUES	$131,525	$129,725	$280,577	$279,750	$279,750	$275,450	$0	$275,450	($4,300)	-1.5%
REVENUES		**$131,525**	**$129,725**	**$280,577**	**$279,750**	**$279,750**	**$275,450**	**$0**	**$275,450**	**($4,300)**	**-1.5%**
143-629	MDUS COS – I AND S ACCOUNT	$0	$0	$280,712	$279,750	$279,750	$275,450	$0	$275,450	($4,300)	-1.5%
EXPENSES		**$0**	**$0**	**$280,712**	**$279,750**	**$279,750**	**$275,450**	**$0**	**$275,450**	**($4,300)**	**-1.5%**
143 MDUS I AND S		**$0**	**$0**	**($135)**	**$0**	**$0**	**$0**	**$0**	**$0**		

CITY OF TAYLOR
ORGUNIT DETAILS

ORGUNIT: 143-430
FUND: 143 MDUS IAND S
DEPARTMENT: 143 MDUS IAND S
DEPTDIV: MDUS IAND S | 430 REVENUES

	FY 2018	FY 2019	FY 2020	FY 2021				FY 2022				FY 2023
ACCOUNTS / CATEGORIES	ACTUAL	ACTUAL	ACTUAL	BUDGET	AMENDED	ACTUAL	ESTIMATED	BASE	PACKAGES	PROPOSED	% CHG	PLANNING
331 INTEREST INCOME	$0	$0	$0	$0	$0	$0	$0	$0	$0	$0	0.00%	$0
TOTAL USE OF MONEY AND PROPERTY	**$0**	**$0**	**$0**	**$0**	**$0**	**$0**	**$0**	**$0**	**$0**	**$0**	**0.00%**	**$0**
TOTAL MDUS IAND S | 430 REVENUES	**$0**	**$0**	**$0**	**$0**	**$0**	**$0**	**$0**	**$0**	**$0**	**$0**	**0.00%**	**$0**

CITY OF TAYLOR
ORGUNIT DETAILS

ORGUNIT: 143-450
FUND: 143 MDUS IAND S
DEPARTMENT: 143 MDUS IAND S
DEPTDIV: MDUS IAND S | 450 REVENUES

	FY 2018	FY 2019	FY 2020	FY 2021				FY 2022				FY 2023
ACCOUNTS / CATEGORIES	ACTUAL	ACTUAL	ACTUAL	BUDGET	AMENDED	ACTUAL	ESTIMATED	BASE	PACKAGES	PROPOSED	% CHG	PLANNING
370 INTERFUND TRANSFER IN	$131,525	$129,725	$280,577	$279,750	$0	$0	$279,750	$275,450	$0	$275,450	-1.54%	$0
TOTAL INTERFUND OPERATING TRANSFERS	**$131,525**	**$129,725**	**$280,577**	**$279,750**	**$0**	**$0**	**$279,750**	**$275,450**	**$0**	**$275,450**	**-1.54%**	**$0**
TOTAL MDUS IAND S | 450 REVENUES	**$131,525**	**$129,725**	**$280,577**	**$279,750**	**$0**	**$0**	**$279,750**	**$275,450**	**$0**	**$275,450**	**-1.54%**	**$0**

CITY OF TAYLOR
ORGUNIT DETAILS

ORGUNIT: 143-629
FUND: 143 MDUS I AND S
DEPARTMENT: 629 I AND S PAYMENT ACCOUNTS
DEPTDIV: MDUS COS – I AND S ACCOUNT

	FY 2018	FY 2019	FY 2020	FY 2021				FY 2022				FY 2023
ACCOUNTS / CATEGORIES	ACTUAL	ACTUAL	ACTUAL	BUDGET	AMENDED	ACTUAL	ESTIMATED	BASE	PACKAGES	PROPOSED	% CHG	PLANNING
537 BANK FINANCE CHARGES	$0	$0	$135	$0	$0	$0	$0	$0	$0	$0	0.00%	$0
TOTAL CONTRACT SERVICES AND FEES	**$0**	**$0**	**$135**	**$0**	**$0**	**$0**	**$0**	**$0**	**$0**	**$0**	**0.00%**	**$0**
815 INTERFUND TRANSFERS OUT	$0	$0	$0	$0	$0	$0	$0	$0	$0	$0	0.00%	$0
TOTAL CONTRIBUTIONS / CONTINGENCY	**$0**	**$0**	**$0**	**$0**	**$0**	**$0**	**$0**	**$0**	**$0**	**$0**	**0.00%**	**$0**
921 PRINCIPAL RETIREMENT	$0	$0	$125,000	$155,000	$0	$0	$155,000	$155,000	$0	$155,000	0.00%	$165,000
922 I AND S INTEREST	$0	$0	$155,577	$124,750	$0	$0	$124,750	$120,450	$0	$120,450	-3.45%	$115,550
TOTAL DEBT SERVICE	**$0**	**$0**	**$280,577**	**$279,750**	**$0**	**$0**	**$279,750**	**$275,450**	**$0**	**$275,450**	**-1.54%**	**$280,550**
TOTAL MDUS COS – I AND S ACCOUNT	**$0**	**$0**	**$280,712**	**$279,750**	**$0**	**$0**	**$279,750**	**$275,450**	**$0**	**$275,450**	**-1.54%**	**$280,550**

Debt Service Funds

Utility I&S Fund

ORGUNIT	DEPTDIV	ACT18	ACT19	ACT20	BUD21	EST21	BASE22	PACKAGES22	PROP22	DIFFERENCE	%
144-430	I AND S UTILITY CO'S AND BOND | 430 REVENUES	$0	$0	$0	$0	$0	$0	$0	$0	$0	0.0%
144-450	I AND S UTILITY CO'S AND BOND | 450 REVENUES	$2,390,250	$2,338,960	$2,620,416	$2,616,376	$2,616,375	$2,618,490	$0	$2,618,490	$2,114	0.1%
REVENUES		**$2,390,250**	**$2,338,960**	**$2,620,416**	**$2,616,376**	**$2,616,375**	**$2,618,490**	**$0**	**$2,618,490**	**$2,114**	**0.1%**
144-622	I AND S UTILITY CO'S AND BOND | I AND S PAYMENT ACCOUNTS	$2,390,250	$2,338,960	$2,620,416	$2,616,376	$2,616,376	$2,618,490	$0	$2,618,490	$2,114	0.1%
EXPENSES		**$2,390,250**	**$2,338,960**	**$2,620,416**	**$2,616,376**	**$2,616,376**	**$2,618,490**	**$0**	**$2,618,490**	**$2,114**	**0.1%**
144 I AND S UTILITY CO'S AND BOND		**$0**	**$0**	**$0**	**$0**	**($1)**	**$0**	**$0**	**$0**		

CITY OF TAYLOR
ORGUNIT DETAILS

ORGUNIT: 144-430
FUND: 144 I AND S UTILITY CO'S AND BOND
DEPARTMENT: 144 I AND S UTILITY CO'S AND BOND
DEPTDIV: I AND S UTILITY CO'S AND BOND | 430 REVENUES

	FY 2018	FY 2019	FY 2020	FY 2021				FY 2022				FY 2023
ACCOUNTS / CATEGORIES	ACTUAL	ACTUAL	ACTUAL	BUDGET	AMENDED	ACTUAL	ESTIMATED	BASE	PACKAGES	PROPOSED	% CHG	PLANNING
331 INTEREST INCOME	$0	$0	$0	$0	$0	$0	$0	$0	$0	$0	0.00%	$0
TOTAL USE OF MONEY AND PROPERTY	**$0**	**$0**	**$0**	**$0**	**$0**	**$0**	**$0**	**$0**	**$0**	**$0**	**0.00%**	**$0**
TOTAL I AND S UTILITY CO'S AND BOND | 430 REVENUES	**$0**	**$0**	**$0**	**$0**	**$0**	**$0**	**$0**	**$0**	**$0**	**$0**	**0.00%**	**$0**

CITY OF TAYLOR
ORGUNIT DETAILS

ORGUNIT: 144-450
FUND: 144 I AND S UTILITY CO'S AND BOND
DEPARTMENT: 144 I AND S UTILITY CO'S AND BOND
DEPTDIV: I AND S UTILITY CO'S AND BOND | 450 REVENUES

	FY 2018	FY 2019	FY 2020	FY 2021				FY 2022				FY 2023
ACCOUNTS / CATEGORIES	ACTUAL	ACTUAL	ACTUAL	BUDGET	AMENDED	ACTUAL	ESTIMATED	BASE	PACKAGES	PROPOSED	% CHG	PLANNING
368 FROM PUBLIC UTILITIES FUND	$2,390,250	$2,338,960	$2,620,416	$2,616,376	$0	$0	$2,616,375	$2,618,490	$0	$2,618,490	0.08%	$0
TOTAL INTERFUND OPERATING TRANSFERS	**$2,390,250**	**$2,338,960**	**$2,620,416**	**$2,616,376**	**$0**	**$0**	**$2,616,375**	**$2,618,490**	**$0**	**$2,618,490**	**0.08%**	**$0**
TOTAL I AND S UTILITY CO'S AND BOND | 450 REVENUES	**$2,390,250**	**$2,338,960**	**$2,620,416**	**$2,616,376**	**$0**	**$0**	**$2,616,375**	**$2,618,490**	**$0**	**$2,618,490**	**0.08%**	**$0**

CITY OF TAYLOR
ORGUNIT DETAILS

ORGUNIT: 144-622
FUND: 144 I AND S UTILITY CO'S AND BOND
DEPARTMENT: 622 I AND S PAYMENT ACCOUNTS
DEPTDIV: I AND S UTILITY CO'S AND BOND | I AND S PAYMENT ACCOUNTS

	FY 2018	FY 2019	FY 2020	FY 2021				FY 2022				FY 2023
ACCOUNTS / CATEGORIES	ACTUAL	ACTUAL	ACTUAL	BUDGET	AMENDED	ACTUAL	ESTIMATED	BASE	PACKAGES	PROPOSED	% CHG	PLANNING
537 BANK FINANCE CHARGES	$0	$0	$0	$0	$0	$0	$0	$0	$0	$0	0.00%	$0
TOTAL CONTRACT SERVICES AND FEES	**$0**	**$0**	**$0**	**$0**	**$0**	**$0**	**$0**	**$0**	**$0**	**$0**	**0.00%**	**$0**
815 INTERFUND TRANSFERS OUT	$0	$0	$0	$0	$0	$0	$0	$0	$0	$0	0.00%	$0
TOTAL CONTRIBUTIONS / CONTINGENCY	**$0**	**$0**	**$0**	**$0**	**$0**	**$0**	**$0**	**$0**	**$0**	**$0**	**0.00%**	**$0**
921 I AND S PRINCIPAL	$1,536,113	$1,515,000	$1,630,000	$1,735,000	$0	$0	$1,735,000	$1,800,000	$0	$1,800,000	3.75%	$1,865,000
922 I AND S INTEREST	$854,137	$823,960	$990,416	$881,376	$0	$0	$881,376	$818,490	$0	$818,490	-7.13%	$751,977
TOTAL DEBT SERVICE	**$2,390,250**	**$2,338,960**	**$2,620,416**	**$2,616,376**	**$0**	**$0**	**$2,616,376**	**$2,618,490**	**$0**	**$2,618,490**	**0.08%**	**$2,616,977**
TOTAL I AND S UTILITY CO'S AND BOND | I AND S PAYMENT ACCOUNTS	**$2,390,250**	**$2,338,960**	**$2,620,416**	**$2,616,376**	**$0**	**$0**	**$2,616,376**	**$2,618,490**	**$0**	**$2,618,490**	**0.08%**	**$2,616,977**

Debt Service Funds

Airport I&S Fund

ORGUNIT	DEPTDIV	ACT18	ACT19	ACT20	BUD21	EST21	BASE22	PACKAGES22	PROP22	DIFFERENCE	%
146-430	I AND S FOR AIRPORT CO'S | 430 REVENUES	$0	$0	$0	$0	$0	$0	$0	$0	$0	0.0%
146-450	I AND S FOR AIRPORT CO'S | 450 REVENUES	$107,360	$105,560	$108,700	$106,700	$106,700	$104,594	$0	$104,594	($2,106)	-2.0%
REVENUES		**$107,360**	**$105,560**	**$108,700**	**$106,700**	**$106,700**	**$104,594**	**$0**	**$104,594**	**($2,106)**	**-2.0%**
146-628	I AND S FOR AIRPORT CO'S | AIRPORT CO'S - I AND S ACCOUNT	$107,353	$105,561	$108,701	$106,700	$106,700	$104,594	$0	$104,594	($2,106)	-2.0%
EXPENSES		**$107,353**	**$105,561**	**$108,701**	**$106,700**	**$106,700**	**$104,594**	**$0**	**$104,594**	**($2,106)**	**-2.0%**
146 I AND S FOR AIRPORT CO'S		**$7**	**($1)**	**($1)**	**$0**	**$0**	**$0**	**$0**	**$0**		

CITY OF TAYLOR
ORGUNIT DETAILS

ORGUNIT: 146-430
FUND: 146 I AND S FOR AIRPORT CO'S
DEPARTMENT: 146 I AND S FOR AIRPORT CO'S
DEPTDIV: I AND S FOR AIRPORT CO'S | 430 REVENUES

	FY 2018	FY 2019	FY 2020	FY 2021				FY 2022				FY 2023
ACCOUNTS / CATEGORIES	ACTUAL	ACTUAL	ACTUAL	BUDGET	AMENDED	ACTUAL	ESTIMATED	BASE	PACKAGES	PROPOSED	% CHG	PLANNING
331 INTEREST ON FUND BALANCE	$0	$0	$0	$0	$0	$0	$0	$0	$0	$0	0.00%	$0
TOTAL USE OF MONEY AND PROPERTY	**$0**	**$0**	**$0**	**$0**	**$0**	**$0**	**$0**	**$0**	**$0**	**$0**	**0.00%**	**$0**
TOTAL I AND S FOR AIRPORT CO'S | 430 REVENUES	**$0**	**$0**	**$0**	**$0**	**$0**	**$0**	**$0**	**$0**	**$0**	**$0**	**0.00%**	**$0**

CITY OF TAYLOR
ORGUNIT DETAILS

ORGUNIT: 146-450
FUND: 146 I AND S FOR AIRPORT CO'S
DEPARTMENT: 146 I AND S FOR AIRPORT CO'S
DEPTDIV: I AND S FOR AIRPORT CO'S | 450 REVENUES

	FY 2018	FY 2019	FY 2020	FY 2021				FY 2022				FY 2023
ACCOUNTS / CATEGORIES	ACTUAL	ACTUAL	ACTUAL	BUDGET	AMENDED	ACTUAL	ESTIMATED	BASE	PACKAGES	PROPOSED	% CHG	PLANNING
366 FROM AIRPORT OPERATING FUND	$107,360	$105,560	$108,700	$106,700	$0	$0	$106,700	$104,594	$0	$104,594	-1.97%	$0
TOTAL INTERFUND OPERATING TRANSFERS	**$107,360**	**$105,560**	**$108,700**	**$106,700**	**$0**	**$0**	**$106,700**	**$104,594**	**$0**	**$104,594**	**-1.97%**	**$0**
TOTAL I AND S FOR AIRPORT CO'S | 450 REVENUES	**$107,360**	**$105,560**	**$108,700**	**$106,700**	**$0**	**$0**	**$106,700**	**$104,594**	**$0**	**$104,594**	**-1.97%**	**$0**

CITY OF TAYLOR
ORGUNIT DETAILS

ORGUNIT: 146-628
FUND: 146 I AND S FOR AIRPORT CO'S
DEPARTMENT: 628 AIRPORT CO'S - I AND S ACCOUNT
DEPTDIV: I AND S FOR AIRPORT CO'S | AIRPORT CO'S - I AND S ACCOUNT

	FY 2018	FY 2019	FY 2020	FY 2021				FY 2022				FY 2023
ACCOUNTS / CATEGORIES	ACTUAL	ACTUAL	ACTUAL	BUDGET	AMENDED	ACTUAL	ESTIMATED	BASE	PACKAGES	PROPOSED	% CHG	PLANNING
537 BANK FINANCE CHARGES	$0	$0	$0	$0	$0	$0	$0	$0	$0	$0	0.00%	$0
TOTAL CONTRACT SERVICES AND FEES	**$0**	**$0**	**$0**	**$0**	**$0**	**$0**	**$0**	**$0**	**$0**	**$0**	**0.00%**	**$0**
921 I AND S PRINCIPAL	$60,000	$60,000	$65,000	$65,000	$0	$0	$65,000	$65,000	$0	$65,000	0.00%	$70,000
922 I AND S INTEREST	$47,353	$45,561	$43,701	$41,700	$0	$0	$41,700	$39,594	$0	$39,594	-5.05%	$37,488
TOTAL DEBT SERVICE	**$107,353**	**$105,561**	**$108,701**	**$106,700**	**$0**	**$0**	**$106,700**	**$104,594**	**$0**	**$104,594**	**-1.97%**	**$107,488**
TOTAL I AND S FOR AIRPORT CO'S | AIRPORT CO'S - I AND S ACCOUNT	**$107,353**	**$105,561**	**$108,701**	**$106,700**	**$0**	**$0**	**$106,700**	**$104,594**	**$0**	**$104,594**	**-1.97%**	**$107,488**

Debt Service Funds

TUF I&S Fund

ORGUNIT	DEPTDIV	ACT18	ACT19	ACT20	BUD21	EST21	BASE22	PACKAGES22	PROP22	DIFFERENCE	%
147-450	TUF (STREETS) I AND S FUND | 450 REVENUES	$0	$0	$293,682	$290,919	$290,920	$290,519	$0	$290,519	($400)	-0.1%
REVENUES		**$0**	**$0**	**$293,682**	**$290,919**	**$290,920**	**$290,519**	**$0**	**$290,519**	**($400)**	**-0.1%**
147-627	TUF (STREETS) I AND S FUND | I AND S PAYMENT ACCOUNTS	$0	$0	$293,682	$290,919	$290,979	$290,519	$0	$290,519	($400)	-0.1%
EXPENSES		**$0**	**$0**	**$293,682**	**$290,919**	**$290,979**	**$290,519**	**$0**	**$290,519**	**($400)**	**-0.1%**
147 TUF (STREETS) I AND S FUND		**$0**	**$0**	**$0**	**$0**	**($59)**	**$0**	**$0**	**$0**		

CITY OF TAYLOR
ORGUNIT DETAILS

ORGUNIT: 147-450
FUND: 147 TUF (STREETS) I AND S FUND
DEPARTMENT: 147 TUF (STREETS) I AND S FUND
DEPTDIV: TUF (STREETS) I AND S FUND | 450 REVENUES

	FY 2018	FY 2019	FY 2020	FY 2021				FY 2022				FY 2023
ACCOUNTS / CATEGORIES	ACTUAL	ACTUAL	ACTUAL	BUDGET	AMENDED	ACTUAL	ESTIMATED	BASE	PACKAGES	PROPOSED	% CHG	PLANNING
371 INTERFUND TRANSFER IN	$0	$0	$293,682	$290,919	$0	$0	$290,920	$290,519	$0	$290,519	-0.14%	$0
TOTAL INTERFUND OPERATING TRANSFERS	**$0**	**$0**	**$293,682**	**$290,919**	**$0**	**$0**	**$290,920**	**$290,519**	**$0**	**$290,519**	**-0.14%**	**$0**
TOTAL TUF (STREETS) I AND S FUND | 450 REVENUES	**$0**	**$0**	**$293,682**	**$290,919**	**$0**	**$0**	**$290,920**	**$290,519**	**$0**	**$290,519**	**-0.14%**	**$0**

CITY OF TAYLOR
ORGUNIT DETAILS

ORGUNIT: 147-627
FUND: 147 TUF (STREETS) I AND S FUND
DEPARTMENT: 627 I AND S PAYMENT ACCOUNTS
DEPTDIV: TUF (STREETS) I AND S FUND | I AND S PAYMENT ACCOUNTS

	FY 2018	FY 2019	FY 2020	FY 2021				FY 2022				FY 2023
ACCOUNTS / CATEGORIES	ACTUAL	ACTUAL	ACTUAL	BUDGET	AMENDED	ACTUAL	ESTIMATED	BASE	PACKAGES	PROPOSED	% CHG	PLANNING
537 BANK FINANCE CHARGES	$0	$0	$240	$0	$0	$0	$0	$0	$0	$0	0.00%	$0
TOTAL CONTRACT SERVICES AND FEES	**$0**	**$0**	**$240**	**$0**	**$0**	**$0**	**$0**	**$0**	**$0**	**$0**	**0.00%**	**$0**
815 INTERFUND TRANSFERS OUT	$0	$0	$0	$0	$0	$0	$0	$0	$0	$0	0.00%	$0
TOTAL CONTRIBUTIONS / CONTINGENCY	**$0**	**$0**	**$0**	**$0**	**$0**	**$0**	**$0**	**$0**	**$0**	**$0**	**0.00%**	**$0**
921 I AND S PRINCIPAL	$0	$0	$85,000	$135,000	$0	$0	$135,000	$140,000	$0	$140,000	3.70%	$150,000
922 I AND S INTEREST	$0	$0	$208,442	$155,919	$0	$0	$155,979	$150,519	$0	$150,519	-3.46%	$143,519
TOTAL DEBT SERVICE	**$0**	**$0**	**$293,442**	**$290,919**	**$0**	**$0**	**$290,979**	**$290,519**	**$0**	**$290,519**	**-0.14%**	**$293,519**
TOTAL TUF (STREETS) I AND S FUND | I AND S PAYMENT ACCOUNTS	**$0**	**$0**	**$293,682**	**$290,919**	**$0**	**$0**	**$290,979**	**$290,519**	**$0**	**$290,519**	**-0.14%**	**$293,519**

Roadway Impact Fee Fund

ORGUNIT	DEPTDIV	ACT18	ACT19	ACT20	BUD21	EST21	BASE22	PACKAGES22	PROP22	DIFFERENCE	%
200-420	ROADWAY IMPACT FEE FUND | 420 REVENUES	$30,669	$57,624	$57,850	$35,000	$95,000	$60,000	$0	$60,000	$25,000	71.4%
REVENUES		**$30,669**	**$57,624**	**$57,850**	**$35,000**	**$95,000**	**$60,000**	**$0**	**$60,000**	**$25,000**	**71.4%**
200-631	ROADWAY IMPACT FEE FUND | ROADWAY IMPACT FEES	$0	$0	$8,910	$30,000	$70,000	$60,000	$0	$60,000	$30,000	100.0%
EXPENSES		**$0**	**$0**	**$8,910**	**$30,000**	**$70,000**	**$60,000**	**$0**	**$60,000**	**$30,000**	**100.0%**
200 ROADWAY IMPACT FEE FUND		**$30,669**	**$57,624**	**$48,940**	**$5,000**	**$25,000**	**$0**	**$0**	**$0**		

CITY OF TAYLOR
ORGUNIT DETAILS

ORGUNIT: 200-420
FUND: 200 ROADWAY IMPACT FEE FUND
DEPARTMENT: 200 ROADWAY IMPACT FEE FUND
DEPTDIV: ROADWAY IMPACT FEE FUND | 420 REVENUES

	FY 2018	FY 2019	FY 2020	FY 2021				FY 2022				FY 2023
ACCOUNTS / CATEGORIES	ACTUAL	ACTUAL	ACTUAL	BUDGET	AMENDED	ACTUAL	ESTIMATED	BASE	PACKAGES	PROPOSED	% CHG	PLANNING
328 ROADWAY IMPACT FEES	$30,669	$57,624	$57,850	$35,000	$0	$0	$95,000	$60,000	$0	$60,000	71.43%	$0
TOTAL ASSESSMENTS	**$30,669**	**$57,624**	**$57,850**	**$35,000**	**$0**	**$0**	**$95,000**	**$60,000**	**$0**	**$60,000**	**71.43%**	**$0**
TOTAL ROADWAY IMPACT FEE FUND | 420 REVENUES	**$30,669**	**$57,624**	**$57,850**	**$35,000**	**$0**	**$0**	**$95,000**	**$60,000**	**$0**	**$60,000**	**71.43%**	**$0**

CITY OF TAYLOR
ORGUNIT DETAILS

ORGUNIT: 200-631
FUND: 200 ROADWAY IMPACT FEE FUND
DEPARTMENT: 631 ROADWAY IMPACT FEES
DEPTDIV: ROADWAY IMPACT FEE FUND | ROADWAY IMPACT FEES

	FY 2018	FY 2019	FY 2020	FY 2021				FY 2022				FY 2023
ACCOUNTS / CATEGORIES	ACTUAL	ACTUAL	ACTUAL	BUDGET	AMENDED	ACTUAL	ESTIMATED	BASE	PACKAGES	PROPOSED	% CHG	PLANNING
512 ENGINEERING SERVICES	$0	$0	$0	$0	$0	$0	$0	$0	$0	$0	0.00%	$0
519 OTHER PROFESSIONAL SERVICES	$0	$0	$0	$0	$0	$0	$0	$0	$0	$0	0.00%	$0
528 ADVERTISING	$0	$0	$0	$0	$0	$0	$0	$0	$0	$0	0.00%	$0
539 OTHER CONTRACT SERVICES	$0	$0	$0	$30,000	$0	$0	$70,000	$60,000	$0	$60,000	100.00%	$0
TOTAL CONTRACT SERVICES AND FEES	**$0**	**$0**	**$0**	**$30,000**	**$0**	**$0**	**$70,000**	**$60,000**	**$0**	**$60,000**	**100.00%**	**$0**
742 CONSTRUCTION	$0	$0	$0	$0	$0	$0	$0	$0	$0	$0	0.00%	$0
746 CONSTRUCTION IMPROVE-GRANTS	$0	$0	$0	$0	$0	$0	$0	$0	$0	$0	0.00%	$0
TOTAL CAPITAL OUTLAY	**$0**	**$0**	**$0**	**$0**	**$0**	**$0**	**$0**	**$0**	**$0**	**$0**	**0.00%**	**$0**
833 PAYMENT OF REFUNDS	$0	$0	$8,910	$0	$0	$0	$0	$0	$0	$0	0.00%	$0
TOTAL CONTINGENCY RESERVES/CLAIMS	**$0**	**$0**	**$8,910**	**$0**	**$0**	**$0**	**$0**	**$0**	**$0**	**$0**	**0.00%**	**$0**
TOTAL ROADWAY IMPACT FEE FUND | ROADWAY IMPACT FEES	**$0**	**$0**	**$8,910**	**$30,000**	**$0**	**$0**	**$70,000**	**$60,000**	**$0**	**$60,000**	**100.00%**	**$0**

Special Revenue Fund

Transportation User Fee (TUF) Fund

ORGUNIT	DEPTDIV	ACT18	ACT19	ACT20	BUD21	EST21	BASE22	PACKAGES22	PROP22	DIFFERENCE	%
210-340	TRANSPORTATION FUND | 340 REVENUES	$781,636	$742,737	$749,442	$790,000	$805,000	$825,000	$0	$825,000	$35,000	4.4%
210-430	TRANSPORTATION FUND | 430 REVENUES	$0	$43,376	$45,575	$3,000	$2,500	$3,000	$0	$3,000	$0	0.0%
210-470	TRANSPORTATION FUND | 470 REVENUES	$0	$4,371,084	$0	$0	$0	$0	$0	$0	$0	0.0%
REVENUES		**$781,636**	**$5,157,197**	**$795,017**	**$793,000**	**$807,500**	**$828,000**	**$0**	**$828,000**	**$35,000**	**4.4%**
210-632	TRANSPORTATION FUND | TRANSPORTATION	$806,040	$930,436	$1,753,985	$761,719	$761,719	$821,319	$0	$821,319	$59,600	7.8%
EXPENSES		**$806,040**	**$930,436**	**$1,753,985**	**$761,719**	**$761,719**	**$821,319**	**$0**	**$821,319**	**$59,600**	**7.8%**
210 TRANSPORTATION FUND		**($24,404)**	**$4,226,761**	**($958,968)**	**$31,281**	**$45,781**	**$6,681**	**$0**	**$6,681**		

CITY OF TAYLOR
ORGUNIT DETAILS

ORGUNIT: 210-340
FUND: 210 TRANSPORTATION FUND
DEPARTMENT: 210 TRANSPORTATION FUND
DEPTDIV: TRANSPORTATION FUND | 340 REVENUES

	FY 2018	FY 2019	FY 2020	FY 2021				FY 2022				FY 2023
ACCOUNTS / CATEGORIES	ACTUAL	ACTUAL	ACTUAL	BUDGET	AMENDED	ACTUAL	ESTIMATED	BASE	PACKAGES	PROPOSED	% CHG	PLANNING
274 LATE PAYMENT FEE	$0	$0	$0	$0	$0	$0	$0	$0	$0	$0	0.00%	$0
289 CREDIT CARD PROCESSING FEE	$0	$0	$0	$0	$0	$0	$0	$0	$0	$0	0.00%	$0
296 TRANSPORTATION USER FEE	$781,636	$742,737	$749,442	$790,000	$0	$0	$805,000	$825,000	$0	$825,000	4.43%	$0
TOTAL CHARGES FOR SERVICE	**$781,636**	**$742,737**	**$749,442**	**$790,000**	**$0**	**$0**	**$805,000**	**$825,000**	**$0**	**$825,000**	**4.43%**	**$0**
TOTAL TRANSPORTATION FUND | 340 REVENUES	**$781,636**	**$742,737**	**$749,442**	**$790,000**	**$0**	**$0**	**$805,000**	**$825,000**	**$0**	**$825,000**	**4.43%**	**$0**

CITY OF TAYLOR
ORGUNIT DETAILS

ORGUNIT: 210-430
FUND: 210 TRANSPORTATION FUND
DEPARTMENT: 210 TRANSPORTATION FUND
DEPTDIV: TRANSPORTATION FUND | 430 REVENUES

	FY 2018	FY 2019	FY 2020	FY 2021				FY 2022				FY 2023
ACCOUNTS / CATEGORIES	ACTUAL	ACTUAL	ACTUAL	BUDGET	AMENDED	ACTUAL	ESTIMATED	BASE	PACKAGES	PROPOSED	% CHG	PLANNING
331 INTEREST INCOME	$0	$43,376	$45,575	$3,000	$0	$0	$2,500	$3,000	$0	$3,000	0.00%	$0
TOTAL USE OF MONEY AND PROPERTY	**$0**	**$43,376**	**$45,575**	**$3,000**	**$0**	**$0**	**$2,500**	**$3,000**	**$0**	**$3,000**	**0.00%**	**$0**
TOTAL TRANSPORTATION FUND | 430 REVENUES	**$0**	**$43,376**	**$45,575**	**$3,000**	**$0**	**$0**	**$2,500**	**$3,000**	**$0**	**$3,000**	**0.00%**	**$0**

CITY OF TAYLOR
ORGUNIT DETAILS

ORGUNIT: 210-470
FUND: 210 TRANSPORTATION FUND
DEPARTMENT: 210 TRANSPORTATION FUND
DEPTDIV: TRANSPORTATION FUND | 470 REVENUES

	FY 2018	FY 2019	FY 2020	FY 2021				FY 2022				FY 2023
ACCOUNTS / CATEGORIES	ACTUAL	ACTUAL	ACTUAL	BUDGET	AMENDED	ACTUAL	ESTIMATED	BASE	PACKAGES	PROPOSED	% CHG	PLANNING
383 12.590M 2019 COS (3.985M)	$0	$3,985,000	$0	$0	$0	$0	$0	$0	$0	$0	0.00%	$0
391 BOND PREMIUM	$0	$386,084	$0	$0	$0	$0	$0	$0	$0	$0	0.00%	$0
TOTAL PROCEEDS GENERAL LONG TERM LIABILITIES	**$0**	**$4,371,084**	**$0**	**$0**	**$0**	**$0**	**$0**	**$0**	**$0**	**$0**	**0.00%**	**$0**
TOTAL TRANSPORTATION FUND | 470 REVENUES	**$0**	**$4,371,084**	**$0**	**$0**	**$0**	**$0**	**$0**	**$0**	**$0**	**$0**	**0.00%**	**$0**

CITY OF TAYLOR
ORGUNIT DETAILS

ORGUNIT: 210-632
FUND: 210 TRANSPORTATION FUND
DEPARTMENT: 632 TRANSPORTATION
DEPTDIV: TRANSPORTATION FUND | TRANSPORTATION

	FY 2018	FY 2019	FY 2020	FY 2021				FY 2022				FY 2023
ACCOUNTS / CATEGORIES	ACTUAL	ACTUAL	ACTUAL	BUDGET	AMENDED	ACTUAL	ESTIMATED	BASE	PACKAGES	PROPOSED	% CHG	PLANNING
221 STREET REPAIR MATERIALS	$0	$36,114	$114,444	$120,000	$0	$0	$120,000	$170,000	$0	$170,000	41.67%	$0
222 STRIPING AND STREET SIGNS	$0	$4,534	$0	$5,000	$0	$0	$5,000	$10,000	$0	$10,000	100.00%	$0
TOTAL OPERATIONAL SUPPLIES AND EQUIPMENT	**$0**	**$40,648**	**$114,444**	**$125,000**	**$0**	**$0**	**$125,000**	**$180,000**	**$0**	**$180,000**	**44.00%**	**$0**
415 TRUCKS, HEAVY EQUIP RENTAL	$0	$0	$61,013	$0	$0	$0	$0	$0	$0	$0	0.00%	$0
419 REPLACEMENT FUND CONTRIBUTION	$0	$0	$16,142	$0	$0	$0	$0	$0	$0	$0	0.00%	$0
TOTAL EQUIPMENT RENTAL	**$0**	**$0**	**$77,155**	**$0**	**$0**	**$0**	**$0**	**$0**	**$0**	**$0**	**0.00%**	**$0**
512 ENGINEERING SERVICES	$60,096	$44,627	$95,394	$45,000	$0	$0	$45,000	$50,000	$0	$50,000	11.11%	$0
519 OTHER PROFESSIONAL SERVICES	$30,250	$0	$33,020	$0	$0	$0	$0	$0	$0	$0	0.00%	$0
528 ADVERTISING	$225	$336	$0	$300	$0	$0	$300	$300	$0	$300	0.00%	$0
532 SOFTWARE MAINT/LICENSE	$0	$0	$0	$0	$0	$0	$0	$0	$0	$0	0.00%	$0
541 ANNUAL STREET MAINTENANCE	$0	$671,330	$16,886	$300,000	$0	$0	$300,000	$300,000	$0	$300,000	0.00%	$0
543 CREDIT CARD FEES	$0	$0	$0	$0	$0	$0	$0	$0	$0	$0	0.00%	$0
TOTAL CONTRACT SERVICES AND FEES	**$90,571**	**$716,294**	**$145,300**	**$345,300**	**$0**	**$0**	**$345,300**	**$350,300**	**$0**	**$350,300**	**1.45%**	**$0**
651 BAD DEBT	$378	$2,099	$304	$500	$0	$0	$500	$500	$0	$500	0.00%	$0
TOTAL DEPRECIATION EXPENSE	**$378**	**$2,099**	**$304**	**$500**	**$0**	**$0**	**$500**	**$500**	**$0**	**$500**	**0.00%**	**$0**
814 TRANSFER TO CIP	$715,091	$110,311	$1,089,501	$0	$0	$0	$0	$0	$0	$0	0.00%	$0
815 INTERFUND TRANSFERS OUT	$0	$1,040	$327,282	$0	$0	$0	$0	$0	$0	$0	0.00%	$0
TOTAL CONTRIBUTIONS / CONTINGENCY	**$715,091**	**$111,351**	**$1,416,783**	**$0**	**$0**	**$0**	**$0**	**$0**	**$0**	**$0**	**0.00%**	**$0**
921 TRANSFER TO IANDS PRINCIPAL	$0	$0	$0	$135,000	$0	$0	$135,000	$140,000	$0	$140,000	3.70%	$150,000
922 TRANSFER TO IANDS INTEREST	$0	$0	$0	$155,919	$0	$0	$155,919	$150,519	$0	$150,519	-3.46%	$143,519
925 BOND ISSUANCE COSTS	$0	$60,044	$0	$0	$0	$0	$0	$0	$0	$0	0.00%	$0
TOTAL DEBT SERVICE	**$0**	**$60,044**	**$0**	**$290,919**	**$0**	**$0**	**$290,919**	**$290,519**	**$0**	**$290,519**	**-0.14%**	**$293,519**
TOTAL TRANSPORTATION FUND | TRANSPORTATION	**$806,040**	**$930,436**	**$1,753,985**	**$761,719**	**$0**	**$0**	**$761,719**	**$821,319**	**$0**	**$821,319**	**7.82%**	**$293,519**

Special Revenue Fund

Municipal Drainage Utility System (MDUS) Fund

ORGUNIT	DEPTDIV	ACT18	ACT19	ACT20	BUD21	EST21	BASE22	PACKAGES22	PROP22	DIFFERENCE	%
300-330	MUNICIPAL DRAINAGE UTILITY FUND | 330 REVENUES	$0	$0	$0	$0	$0	$0	$0	$0	$0	0.0%
300-340	MUNICIPAL DRAINAGE UTILITY FUND | 340 REVENUES	$486,165	$461,155	$466,537	$501,000	$512,000	$522,500	$0	$522,500	$21,500	4.3%
300-430	MUNICIPAL DRAINAGE UTILITY FUND | 430 REVENUES	$0	$0	$0	$0	$0	$0	$0	$0	$0	0.0%
300-460	MUNICIPAL DRAINAGE UTILITY FUND | 460 REVENUES	$0	$0	$0	$0	$0	$0	$0	$0	$0	0.0%
300-470	MUNICIPAL DRAINAGE UTILITY FUND | 470 REVENUES	$0	$0	$0	$0	$0	$0	$0	$0	$0	0.0%
REVENUES		**$486,165**	**$461,155**	**$466,537**	**$501,000**	**$512,000**	**$522,500**	**$0**	**$522,500**	**$21,500**	**4.3%**
300-750	MUNICIPAL DRAINAGE UTILITY FUND | MUNICIPAL DRAINAGE	$930,358	$310,606	$498,578	$490,400	$490,400	$513,600	$0	$513,600	$23,200	4.7%
EXPENSES		**$930,358**	**$310,606**	**$498,578**	**$490,400**	**$490,400**	**$513,600**	**$0**	**$513,600**	**$23,200**	**4.7%**
300 MUNICIPAL DRAINAGE UTILITY FUND		**($444,193)**	**$150,549**	**($32,041)**	**$10,600**	**$21,600**	**$8,900**	**$0**	**$8,900**		

CITY OF TAYLOR
ORGUNIT DETAILS

ORGUNIT: 300-330
FUND: 300 MUNICIPAL DRAINAGE UTILITY FUND
DEPARTMENT: 300 MUNICIPAL DRAINAGE UTILITY FUND
DEPTDIV: MUNICIPAL DRAINAGE UTILITY FUND | 330 REVENUES

	FY 2018	FY 2019	FY 2020	FY 2021				FY 2022				FY 2023
ACCOUNTS / CATEGORIES	ACTUAL	ACTUAL	ACTUAL	BUDGET	AMENDED	ACTUAL	ESTIMATED	BASE	PACKAGES	PROPOSED	% CHG	PLANNING
219 OTHER FEDERAL GRANTS	$0	$0	$0	$0	$0	$0	$0	$0	$0	$0	0.00%	$0
229 OTHER STATE GRANTS	$0	$0	$0	$0	$0	$0	$0	$0	$0	$0	0.00%	$0
238 LOCAL REIMBURSEMENT/REFUNDS	$0	$0	$0	$0	$0	$0	$0	$0	$0	$0	0.00%	$0
239 OTHER LOCAL CONTRIBUTIONS	$0	$0	$0	$0	$0	$0	$0	$0	$0	$0	0.00%	$0
TOTAL INTERGOVERNMENTAL REVENUES	**$0**	**$0**	**$0**	**$0**	**$0**	**$0**	**$0**	**$0**	**$0**	**$0**	**0.00%**	**$0**
TOTAL MUNICIPAL DRAINAGE UTILITY FUND | 330 REVENUES	**$0**	**$0**	**$0**	**$0**	**$0**	**$0**	**$0**	**$0**	**$0**	**$0**	**0.00%**	**$0**

CITY OF TAYLOR
ORGUNIT DETAILS

ORGUNIT: 300-340
FUND: 300 MUNICIPAL DRAINAGE UTILITY FUND
DEPARTMENT: 300 MUNICIPAL DRAINAGE UTILITY FUND
DEPTDIV: MUNICIPAL DRAINAGE UTILITY FUND | 340 REVENUES

	FY 2018	FY 2019	FY 2020	FY 2021				FY 2022				FY 2023
ACCOUNTS / CATEGORIES	ACTUAL	ACTUAL	ACTUAL	BUDGET	AMENDED	ACTUAL	ESTIMATED	BASE	PACKAGES	PROPOSED	% CHG	PLANNING
260 DRAINAGE FEES	$481,341	$455,589	$464,182	$496,000	$0	$0	$510,000	$520,000	$0	$520,000	4.84%	$0
274 LATE PAYMENT FEE	$4,824	$5,566	$2,356	$5,000	$0	$0	$2,000	$2,500	$0	$2,500	-50.00%	$0
289 CREDIT CARD PROCESSING FEE	$0	$0	$0	$0	$0	$0	$0	$0	$0	$0	0.00%	$0
TOTAL CHARGES FOR SERVICE	**$486,165**	**$461,155**	**$466,537**	**$501,000**	**$0**	**$0**	**$512,000**	**$522,500**	**$0**	**$522,500**	**4.29%**	**$0**
TOTAL MUNICIPAL DRAINAGE UTILITY FUND | 340 REVENUES	**$486,165**	**$461,155**	**$466,537**	**$501,000**	**$0**	**$0**	**$512,000**	**$522,500**	**$0**	**$522,500**	**4.29%**	**$0**

CITY OF TAYLOR
ORGUNIT DETAILS

ORGUNIT: 300-430
FUND: 300 MUNICIPAL DRAINAGE UTILITY FUND
DEPARTMENT: 300 MUNICIPAL DRAINAGE UTILITY FUND
DEPTDIV: MUNICIPAL DRAINAGE UTILITY FUND | 430 REVENUES

	FY 2018	FY 2019	FY 2020	FY 2021				FY 2022				FY 2023
ACCOUNTS / CATEGORIES	ACTUAL	ACTUAL	ACTUAL	BUDGET	AMENDED	ACTUAL	ESTIMATED	BASE	PACKAGES	PROPOSED	% CHG	PLANNING
331 INTEREST INCOME	$0	$0	$0	$0	$0	$0	$0	$0	$0	$0	0.00%	$0
334 MISCELLANEOUS REVENUE	$0	$0	$0	$0	$0	$0	$0	$0	$0	$0	0.00%	$0
335 REIMBURSEMENTS/REPAYMENTS	$0	$0	$0	$0	$0	$0	$0	$0	$0	$0	0.00%	$0
TOTAL USE OF MONEY AND PROPERTY	**$0**	**$0**	**$0**	**$0**	**$0**	**$0**	**$0**	**$0**	**$0**	**$0**	**0.00%**	**$0**
TOTAL MUNICIPAL DRAINAGE UTILITY FUND | 430 REVENUES	**$0**	**$0**	**$0**	**$0**	**$0**	**$0**	**$0**	**$0**	**$0**	**$0**	**0.00%**	**$0**

CITY OF TAYLOR
ORGUNIT DETAILS

ORGUNIT: 300-460
FUND: 300 MUNICIPAL DRAINAGE UTILITY FUND
DEPARTMENT: 300 MUNICIPAL DRAINAGE UTILITY FUND
DEPTDIV: MUNICIPAL DRAINAGE UTILITY FUND | 460 REVENUES

	FY 2018	FY 2019	FY 2020	FY 2021				FY 2022				FY 2023
ACCOUNTS / CATEGORIES	ACTUAL	ACTUAL	ACTUAL	BUDGET	AMENDED	ACTUAL	ESTIMATED	BASE	PACKAGES	PROPOSED	% CHG	PLANNING
365 FROM GENERAL FUND	$0	$0	$0	$0	$0	$0	$0	$0	$0	$0	0.00%	$0
TOTAL PROCEEDS GENERAL FIXED ASSETS	**$0**	**$0**	**$0**	**$0**	**$0**	**$0**	**$0**	**$0**	**$0**	**$0**	**0.00%**	**$0**
TOTAL MUNICIPAL DRAINAGE UTILITY FUND | 460 REVENUES	**$0**	**$0**	**$0**	**$0**	**$0**	**$0**	**$0**	**$0**	**$0**	**$0**	**0.00%**	**$0**

CITY OF TAYLOR
ORGUNIT DETAILS

ORGUNIT: 300-470
FUND: 300 MUNICIPAL DRAINAGE UTILITY FUND
DEPARTMENT: 300 MUNICIPAL DRAINAGE UTILITY FUND
DEPTDIV: MUNICIPAL DRAINAGE UTILITY FUND | 470 REVENUES

	FY 2018	FY 2019	FY 2020	FY 2021				FY 2022				FY 2023
ACCOUNTS / CATEGORIES	ACTUAL	ACTUAL	ACTUAL	BUDGET	AMENDED	ACTUAL	ESTIMATED	BASE	PACKAGES	PROPOSED	% CHG	PLANNING
382 BOND PROCEEDS 2012	$0	$0	$0	$0	$0	$0	$0	$0	$0	$0	0.00%	$0
TOTAL PROCEEDS GENERAL LONG TERM LIABILITIES	**$0**	**$0**	**$0**	**$0**	**$0**	**$0**	**$0**	**$0**	**$0**	**$0**	**0.00%**	**$0**
TOTAL MUNICIPAL DRAINAGE UTILITY FUND | 470 REVENUES	**$0**	**$0**	**$0**	**$0**	**$0**	**$0**	**$0**	**$0**	**$0**	**$0**	**0.00%**	**$0**

CITY OF TAYLOR
ORGUNIT DETAILS

ORGUNIT: 300-750
FUND: 300 MUNICIPAL DRAINAGE UTILITY FUND
DEPARTMENT: 750 MUNICIPAL DRAINAGE
DEPTDIV: MUNICIPAL DRAINAGE UTILITY FUND | MUNICIPAL DRAINAGE

	FY 2018	FY 2019	FY 2020	FY 2021				FY 2022				FY 2023
ACCOUNTS / CATEGORIES	ACTUAL	ACTUAL	ACTUAL	BUDGET	AMENDED	ACTUAL	ESTIMATED	BASE	PACKAGES	PROPOSED	% CHG	PLANNING
511 LEGAL SERVICES	$0	$0	$0	$0	$0	$0	$0	$0	$0	$0	0.00%	$0
512 ENGINEERING SERVICES	$0	$0	$10,855	$5,000	$0	$0	$3,000	$7,500	$0	$7,500	50.00%	$0
519 OTHER PROFESSIONAL SERVICES	$0	$600	$0	$0	$0	$0	$0	$0	$0	$0	0.00%	$0
528 ADVERTISING	$0	$0	$0	$0	$0	$0	$0	$0	$0	$0	0.00%	$0
537 BANK FINANCE CHARGES	$358	$0	$0	$350	$0	$0	$350	$350	$0	$350	0.00%	$0
539 OTHER CONTRACT SERVICES	$1,766	$0	$27,000	$25,000	$0	$0	$27,000	$50,000	$0	$50,000	100.00%	$0
543 CREDIT CARD FEES	$0	$0	$0	$0	$0	$0	$0	$0	$0	$0	0.00%	$0
TOTAL CONTRACT SERVICES AND FEES	**$2,124**	**$600**	**$37,855**	**$30,350**	**$0**	**$0**	**$30,350**	**$57,850**	**$0**	**$57,850**	**90.61%**	**$0**
601 DEPRECIATION - FIXED ASSETS	$0	$0	$0	$0	$0	$0	$0	$0	$0	$0	0.00%	$0
651 BAD DEBT	$299	$281	$146	$300	$0	$0	$300	$300	$0	$300	0.00%	$0
TOTAL DEPRECIATION EXPENSE	**$299**	**$281**	**$146**	**$300**	**$0**	**$0**	**$300**	**$300**	**$0**	**$300**	**0.00%**	**$0**
719 OTHER CAPITAL OUTLAY	$0	$0	$0	$0	$0	$0	$0	$0	$0	$0	0.00%	$0
TOTAL CAPITAL OUTLAY	**$0**	**$0**	**$0**	**$0**	**$0**	**$0**	**$0**	**$0**	**$0**	**$0**	**0.00%**	**$0**
814 TRANSFER TO CIP	$616,409	$0	$0	$0	$0	$0	$0	$0	$0	$0	0.00%	$0
815 INTERFUND TRANSFERS OUT	$180,000	$180,000	$180,000	$180,000	$0	$0	$180,000	$180,000	$0	$180,000	0.00%	$0
TOTAL CONTRIBUTIONS / CONTINGENCY	**$796,409**	**$180,000**	**$180,000**	**$180,000**	**$0**	**$0**	**$180,000**	**$180,000**	**$0**	**$180,000**	**0.00%**	**$0**
921 TRANSFER TO IANDS PRINCIPAL	$90,000	$90,000	$125,000	$155,000	$0	$0	$155,000	$155,000	$0	$155,000	0.00%	$165,000
922 TRANSFER TO IANDS INTEREST	$41,525	$39,725	$155,577	$124,750	$0	$0	$124,750	$120,450	$0	$120,450	-3.45%	$115,550
TOTAL DEBT SERVICE	**$131,525**	**$129,725**	**$280,577**	**$279,750**	**$0**	**$0**	**$279,750**	**$275,450**	**$0**	**$275,450**	**-1.54%**	**$280,550**
TOTAL MUNICIPAL DRAINAGE UTILITY FUND | MUNICIPAL DRAINAGE	**$930,358**	**$310,606**	**$498,578**	**$490,400**	**$0**	**$0**	**$490,400**	**$513,600**	**$0**	**$513,600**	**4.73%**	**$280,550**

Proprietary Funds

Sanitation Fund

ORGUNIT	DEPTDIV	ACT18	ACT19	ACT20	BUD21	EST21	BASE22	PACKAGES22	PROP22	DIFFERENCE	%
320-310	SANITATION FUND | 310 REVENUES	$269,067	$147,386	$227,242	$200,000	$210,000	$220,000	$0	$220,000	$20,000	10.0%
320-340	SANITATION FUND | 340 REVENUES	$1,440,390	$1,541,827	$1,514,269	$1,643,000	$1,668,600	$1,757,600	$0	$1,757,600	$114,600	7.0%
REVENUES		**$1,709,457**	**$1,689,213**	**$1,741,511**	**$1,843,000**	**$1,878,600**	**$1,977,600**	**$0**	**$1,977,600**	**$134,600**	**7.3%**
320-721	SANITATION FUND | SANITATION/TRASH	$1,668,964	$1,773,918	$1,807,800	$1,821,700	$1,856,200	$1,946,700	$0	$1,946,700	**$125,000**	6.9%
EXPENSES		**$1,668,964**	**$1,773,918**	**$1,807,800**	**$1,821,700**	**$1,856,200**	**$1,946,700**	**$0**	**$1,946,700**	**$125,000**	**6.9%**
320 SANITATION FUND		**$40,493**	**($84,705)**	**($66,289)**	**$21,300**	**$22,400**	**$30,900**	**$0**	**$30,900**		

CITY OF TAYLOR
ORGUNIT DETAILS

ORGUNIT: 320-310
FUND: 320 SANITATION FUND
DEPARTMENT: 320 SANITATION FUND
DEPTDIV: SANITATION FUND | 310 REVENUES

	FY 2018	FY 2019	FY 2020	FY 2021				FY 2022				FY 2023
ACCOUNTS / CATEGORIES	ACTUAL	ACTUAL	ACTUAL	BUDGET	AMENDED	ACTUAL	ESTIMATED	BASE	PACKAGES	PROPOSED	% CHG	PLANNING
136 SOLID WASTE COLLECTIONS	$269,067	$147,386	$227,242	$200,000	$0	$0	$210,000	$220,000	$0	$220,000	10.00%	$0
TOTAL TAXES	**$269,067**	**$147,386**	**$227,242**	**$200,000**	**$0**	**$0**	**$210,000**	**$220,000**	**$0**	**$220,000**	**10.00%**	**$0**
TOTAL SANITATION FUND | 310 REVENUES	**$269,067**	**$147,386**	**$227,242**	**$200,000**	**$0**	**$0**	**$210,000**	**$220,000**	**$0**	**$220,000**	**10.00%**	**$0**

CITY OF TAYLOR
ORGUNIT DETAILS

ORGUNIT: 320-340
FUND: 320 SANITATION FUND
DEPARTMENT: 320 SANITATION FUND
DEPTDIV: SANITATION FUND | 340 REVENUES

	FY 2018	FY 2019	FY 2020	FY 2021				FY 2022				FY 2023
ACCOUNTS / CATEGORIES	ACTUAL	ACTUAL	ACTUAL	BUDGET	AMENDED	ACTUAL	ESTIMATED	BASE	PACKAGES	PROPOSED	% CHG	PLANNING
251 REFUSE COLLECTION CHARGES	$1,343,610	$1,362,477	$1,305,939	$1,425,000	$0	$0	$1,455,000	$1,533,000	$0	$1,533,000	7.58%	$0
252 RECYCLING CHARGES	$96,780	$179,350	$208,330	$218,000	$0	$0	$213,600	$224,600	$0	$224,600	3.03%	$0
274 LATE PAYMENT FEE	$0	$0	$0	$0	$0	$0	$0	$0	$0	$0	0.00%	$0
289 CREDIT CARD PROCESSING FEE	$0	$0	$0	$0	$0	$0	$0	$0	$0	$0	0.00%	$0
TOTAL CHARGES FOR SERVICE	**$1,440,390**	**$1,541,827**	**$1,514,269**	**$1,643,000**	**$0**	**$0**	**$1,668,600**	**$1,757,600**	**$0**	**$1,757,600**	**6.98%**	**$0**
TOTAL SANITATION FUND | 340 REVENUES	**$1,440,390**	**$1,541,827**	**$1,514,269**	**$1,643,000**	**$0**	**$0**	**$1,668,600**	**$1,757,600**	**$0**	**$1,757,600**	**6.98%**	**$0**

CITY OF TAYLOR
ORGUNIT DETAILS

ORGUNIT: 320-721
FUND: 320 SANITATION FUND
DEPARTMENT: 721 SANITATION/TRASH
DEPTDIV: SANITATION FUND | SANITATION/TRASH

	FY 2018	FY 2019	FY 2020	FY 2021				FY 2022				FY 2023
ACCOUNTS / CATEGORIES	ACTUAL	ACTUAL	ACTUAL	BUDGET	AMENDED	ACTUAL	ESTIMATED	BASE	PACKAGES	PROPOSED	% CHG	PLANNING
531 TRASH COLLECTION SERVICE	$1,500,104	$1,606,769	$1,637,985	$1,650,000	$0	$0	$1,685,000	$1,775,000	$0	$1,775,000	7.58%	$0
543 CREDIT CARD FEES	$0	$0	$0	$0	$0	$0	$0	$0	$0	$0	0.00%	$0
TOTAL CONTRACT SERVICES AND FEES	**$1,500,104**	**$1,606,769**	**$1,637,985**	**$1,650,000**	**$0**	**$0**	**$1,685,000**	**$1,775,000**	**$0**	**$1,775,000**	**7.58%**	**$0**
651 BAD DEBT	$4,660	$2,950	$5,615	$7,500	$0	$0	$7,000	$7,500	$0	$7,500	0.00%	$0
TOTAL DEPRECIATION EXPENSE	**$4,660**	**$2,950**	**$5,615**	**$7,500**	**$0**	**$0**	**$7,000**	**$7,500**	**$0**	**$7,500**	**0.00%**	**$0**
815 INTERFUND TRANSFERS OUT	$164,200	$164,200	$164,200	$164,200	$0	$0	$164,200	$164,200	$0	$164,200	0.00%	$0
TOTAL CONTRIBUTIONS / CONTINGENCY	**$164,200**	**$164,200**	**$164,200**	**$164,200**	**$0**	**$0**	**$164,200**	**$164,200**	**$0**	**$164,200**	**0.00%**	**$0**
TOTAL SANITATION FUND | SANITATION/TRASH	**$1,668,964**	**$1,773,918**	**$1,807,800**	**$1,821,700**	**$0**	**$0**	**$1,856,200**	**$1,946,700**	**$0**	**$1,946,700**	**6.86%**	**$0**

Proprietary Funds

Utility Fund

ORGUNIT	DEPTDIV	ACT18	ACT19	ACT20	BUD21	EST21	BASE22	PACKAGES22	PROP22	DIFFERENCE	%
340-320	PUBLIC UTILITIES FUND | 320 REVENUES	$650	$925	$600	$1,000	$1,000	$1,000	$0	$1,000	$0	0.0%
340-330	PUBLIC UTILITIES FUND | 330 REVENUES	$0	$0	$0	$0	$0	$0	$0	$0	$0	0.0%
340-340	PUBLIC UTILITIES FUND | 340 REVENUES	$9,641,274	$9,101,095	$9,178,133	$10,019,500	$9,863,500	$10,953,500	$0	$10,953,500	$934,000	9.3%
340-420	PUBLIC UTILITIES FUND | 420 REVENUES	$35,873	$80,844	$89,270	$65,000	$202,000	$227,000	$0	$227,000	$162,000	249.2%
340-430	PUBLIC UTILITIES FUND | 430 REVENUES	$119,076	$192,496	$180,440	$158,500	$96,000	$95,500	$0	$95,500	($63,000)	-39.7%
340-450	PUBLIC UTILITIES FUND | 450 REVENUES	$232,432	$3,965	$0	$0	$0	$0	$0	$0	$0	0.0%
340-460	PUBLIC UTILITIES FUND | 460 REVENUES	$1,539	$1,759	$2,713	$1,500	$2,000	$2,000	$0	$2,000	$500	33.3%
340-470	PUBLIC UTILITIES FUND | 470 REVENUES	$0	$0	$0	$0	$0	$0	$0	$0	$0	0.0%
REVENUES		**$10,030,844**	**$9,381,084**	**$9,451,156**	**$10,245,500**	**$10,164,500**	**$11,279,000**	**$0**	**$11,279,000**	**$1,033,500**	**10.1%**
340-701	PUBLIC UTILITIES FUND | UTILITIES ADMINISTRATION	$1,715,785	$454,874	$482,053	$447,735	$489,019	$498,155	$0	$498,155	$50,420	11.3%
340-706	PUBLIC UTILITIES FUND | WASTEWATER TREATMENT PLANT	$670,656	$554,941	$671,781	$666,735	$607,435	$898,635	$59,900	$958,535	$291,800	43.8%
340-708	PUBLIC UTILITIES FUND | DISTRIBUTION/COLLECTION	$1,670,485	$1,619,940	$1,909,080	$1,684,396	$1,820,551	$1,941,543	$210,885	$2,152,428	$468,032	27.8%
340-709	PUBLIC UTILITIES FUND | NON-DEPARTMENTAL	$4,125,532	$5,499,807	$6,779,432	$7,201,376	$7,142,376	$7,635,290	$0	$7,635,290	$433,914	6.0%
EXPENSES		**$8,182,458**	**$8,129,562**	**$9,842,346**	**$10,000,242**	**$10,059,381**	**$10,973,623**	**$270,785**	**$11,244,408**	**$1,244,166**	**12.4%**
340 PUBLIC UTILITIES FUND		**$1,848,386**	**$1,251,522**	**($391,190)**	**$245,258**	**$105,119**	**$305,377**	**($270,785)**	**$34,592**		

CITY OF TAYLOR
ORGUNIT DETAILS

ORGUNIT: 340-320
FUND: 340 PUBLIC UTILITIES FUND
DEPARTMENT: 340 PUBLIC UTILITIES FUND
DEPTDIV: PUBLIC UTILITIES FUND | 320 REVENUES

	FY 2018	FY 2019	FY 2020	FY 2021				FY 2022				FY 2023
ACCOUNTS / CATEGORIES	ACTUAL	ACTUAL	ACTUAL	BUDGET	AMENDED	ACTUAL	ESTIMATED	BASE	PACKAGES	PROPOSED	% CHG	PLANNING
157 HAULED WASTE PERMIT	$650	$925	$600	$1,000	$0	$0	$1,000	$1,000	$0	$1,000	0.00%	$0
TOTAL PERMITS AND LICENSES	**$650**	**$925**	**$600**	**$1,000**	**$0**	**$0**	**$1,000**	**$1,000**	**$0**	**$1,000**	**0.00%**	**$0**
TOTAL PUBLIC UTILITIES FUND | 320 REVENUES	**$650**	**$925**	**$600**	**$1,000**	**$0**	**$0**	**$1,000**	**$1,000**	**$0**	**$1,000**	**0.00%**	**$0**

CITY OF TAYLOR
ORGUNIT DETAILS

ORGUNIT: 340-330
FUND: 340 PUBLIC UTILITIES FUND
DEPARTMENT: 340 PUBLIC UTILITIES FUND
DEPTDIV: PUBLIC UTILITIES FUND | 330 REVENUES

	FY 2018	FY 2019	FY 2020	FY 2021				FY 2022				FY 2023
ACCOUNTS / CATEGORIES	**ACTUAL**	**ACTUAL**	**ACTUAL**	**BUDGET**	**AMENDED**	**ACTUAL**	**ESTIMATED**	**BASE**	**PACKAGES**	**PROPOSED**	**% CHG**	**PLANNING**
216 FEMA REIMBURSEMENT	$0	$0	$0	$0	$0	$0	$0	$0	$0	$0	0.00%	$0
229 CDBG GRANTS	$0	$0	$0	$0	$0	$0	$0	$0	$0	$0	0.00%	$0
230 CONTRIBUTIONS FROM DEVELOPERS	$0	$0	$0	$0	$0	$0	$0	$0	$0	$0	0.00%	$0
234 TEDC CONTRIBUTIONS	$0	$0	$0	$0	$0	$0	$0	$0	$0	$0	0.00%	$0
238 LOCAL REIMBURSE/CONTRIBUTION	$0	$0	$0	$0	$0	$0	$0	$0	$0	$0	0.00%	$0
TOTAL INTERGOVERNMENTAL REVENUES	**$0**	**$0**	**$0**	**$0**	**$0**	**$0**	**$0**	**$0**	**$0**	**$0**	**0.00%**	**$0**
TOTAL PUBLIC UTILITIES FUND | 330 REVENUES	**$0**	**$0**	**$0**	**$0**	**$0**	**$0**	**$0**	**$0**	**$0**	**$0**	**0.00%**	**$0**

CITY OF TAYLOR
ORGUNIT DETAILS

ORGUNIT: 340-340
FUND: 340 PUBLIC UTILITIES FUND
DEPARTMENT: 340 PUBLIC UTILITIES FUND
DEPTDIV: PUBLIC UTILITIES FUND | 340 REVENUES

	FY 2018	FY 2019	FY 2020	FY 2021				FY 2022				FY 2023
ACCOUNTS / CATEGORIES	ACTUAL	ACTUAL	ACTUAL	BUDGET	AMENDED	ACTUAL	ESTIMATED	BASE	PACKAGES	PROPOSED	% CHG	PLANNING
271 WATER SERVICE CHARGES	$4,380,225	$4,099,514	$4,321,027	$4,597,000	$0	$0	$4,700,000	$5,170,000	$0	$5,170,000	12.46%	$0
272 CONNECT FEES	$19,450	$17,975	$17,845	$17,000	$0	$0	$17,000	$17,000	$0	$17,000	0.00%	$0
273 TRANSFER FEES	$1,780	$1,560	$1,520	$1,500	$0	$0	$1,500	$1,500	$0	$1,500	0.00%	$0
274 LATE PAYMENT FEES	$174,642	$184,275	$84,972	$185,000	$0	$0	$90,000	$175,000	$0	$175,000	-5.41%	$0
275 SEWER SERVICE CHARGES	$4,365,618	$4,123,482	$4,071,636	$4,532,000	$0	$0	$4,450,000	$4,895,000	$0	$4,895,000	8.01%	$0
276 WHOLESALE WATER CHARGES	$525,831	$477,403	$538,796	$500,000	$0	$0	$500,000	$520,000	$0	$520,000	4.00%	$0
277 ADMIN FEE	$50,313	$49,200	$23,400	$52,000	$0	$0	$15,000	$30,000	$0	$30,000	-42.31%	$0
279 BULK SEWER DISPOSAL FEE	$38,230	$53,528	$72,525	$45,000	$0	$0	$60,000	$60,000	$0	$60,000	33.33%	$0
280 MISC. WATER SERVICE FEES	$25,972	$27,825	$13,520	$25,000	$0	$0	$10,000	$25,000	$0	$25,000	0.00%	$0
289 CREDIT CARD PROCESSING FEE	$59,214	$66,333	$32,892	$65,000	$0	$0	$20,000	$60,000	$0	$60,000	-7.69%	$0
TOTAL CHARGES FOR SERVICE	**$9,641,274**	**$9,101,095**	**$9,178,133**	**$10,019,500**	**$0**	**$0**	**$9,863,500**	**$10,953,500**	**$0**	**$10,953,500**	**9.32%**	**$0**
TOTAL PUBLIC UTILITIES FUND | 340 REVENUES	**$9,641,274**	**$9,101,095**	**$9,178,133**	**$10,019,500**	**$0**	**$0**	**$9,863,500**	**$10,953,500**	**$0**	**$10,953,500**	**9.32%**	**$0**

CITY OF TAYLOR
ORGUNIT DETAILS

ORGUNIT: 340-420
FUND: 340 PUBLIC UTILITIES FUND
DEPARTMENT: 340 PUBLIC UTILITIES FUND
DEPTDIV: PUBLIC UTILITIES FUND | 420 REVENUES

	FY 2018	FY 2019	FY 2020	FY 2021				FY 2022				FY 2023
ACCOUNTS / CATEGORIES	ACTUAL	ACTUAL	ACTUAL	BUDGET	AMENDED	ACTUAL	ESTIMATED	BASE	PACKAGES	PROPOSED	% CHG	PLANNING
321 WATER TAP FEES	$11,344	$20,960	$14,743	$20,000	$0	$0	$15,000	$15,000	$0	$15,000	-25.00%	$0
322 SEWER TAP FEES	$7,496	$16,850	$12,832	$15,000	$0	$0	$12,000	$12,000	$0	$12,000	-20.00%	$0
325 METER FEES	$17,033	$43,034	$52,298	$30,000	$0	$0	$175,000	$200,000	$0	$200,000	566.67%	$0
326 OTHER SPECIAL ASSESSMENTS	$0	$0	$0	$0	$0	$0	$0	$0	$0	$0	0.00%	$0
327 CONTRIBUTIONS FROM DEVELOPERS	$0	$0	$0	$0	$0	$0	$0	$0	$0	$0	0.00%	$0
329 PAYMENT OF CLAIMS	$0	$0	$9,397	$0	$0	$0	$0	$0	$0	$0	0.00%	$0
TOTAL ASSESSMENTS	**$35,873**	**$80,844**	**$89,270**	**$65,000**	**$0**	**$0**	**$202,000**	**$227,000**	**$0**	**$227,000**	**249.23%**	**$0**
TOTAL PUBLIC UTILITIES FUND | 420 REVENUES	**$35,873**	**$80,844**	**$89,270**	**$65,000**	**$0**	**$0**	**$202,000**	**$227,000**	**$0**	**$227,000**	**249.23%**	**$0**

CITY OF TAYLOR
ORGUNIT DETAILS

ORGUNIT: 340-430
FUND: 340 PUBLIC UTILITIES FUND
DEPARTMENT: 340 PUBLIC UTILITIES FUND
DEPTDIV: PUBLIC UTILITIES FUND | 430 REVENUES

	FY 2018	FY 2019	FY 2020	FY 2021				FY 2022				FY 2023
ACCOUNTS / CATEGORIES	ACTUAL	ACTUAL	ACTUAL	BUDGET	AMENDED	ACTUAL	ESTIMATED	BASE	PACKAGES	PROPOSED	% CHG	PLANNING
331 OPERATING FUND INTEREST	$32,845	$104,839	$84,632	$70,000	$0	$0	$6,000	$9,000	$0	$9,000	-87.14%	$0
333 RENTAL INCOME (LEASES)	$82,793	$84,660	$82,976	$85,000	$0	$0	$82,000	$83,000	$0	$83,000	-2.35%	$0
334 MISCELLANEOUS REVENUE	$998	$1,186	$2,164	$1,500	$0	$0	$2,000	$1,500	$0	$1,500	0.00%	$0
335 REIMBURSEMENTS	$2,440	$1,811	$10,668	$2,000	$0	$0	$6,000	$2,000	$0	$2,000	0.00%	$0
336 PARTICIPATION FEE	$0	$0	$0	$0	$0	$0	$0	$0	$0	$0	0.00%	$0
337 UNREALIZED GAIN/LOSS INVESTMNT	$0	$0	$0	$0	$0	$0	$0	$0	$0	$0	0.00%	$0
TOTAL USE OF MONEY AND PROPERTY	**$119,076**	**$192,496**	**$180,440**	**$158,500**	**$0**	**$0**	**$96,000**	**$95,500**	**$0**	**$95,500**	**-39.75%**	**$0**
TOTAL PUBLIC UTILITIES FUND | 430 REVENUES	**$119,076**	**$192,496**	**$180,440**	**$158,500**	**$0**	**$0**	**$96,000**	**$95,500**	**$0**	**$95,500**	**-39.75%**	**$0**

CITY OF TAYLOR
ORGUNIT DETAILS

ORGUNIT: 340-450
FUND: 340 PUBLIC UTILITIES FUND
DEPARTMENT: 340 PUBLIC UTILITIES FUND
DEPTDIV: PUBLIC UTILITIES FUND | 450 REVENUES

	FY 2018	FY 2019	FY 2020	FY 2021				FY 2022				FY 2023
ACCOUNTS / CATEGORIES	ACTUAL	ACTUAL	ACTUAL	BUDGET	AMENDED	ACTUAL	ESTIMATED	BASE	PACKAGES	PROPOSED	% CHG	PLANNING
365 INTERFUND TRANSFER IN	$232,432	$3,965	$0	$0	$0	$0	$0	$0	$0	$0	0.00%	$0
TOTAL INTERFUND OPERATING TRANSFERS	**$232,432**	**$3,965**	**$0**	**$0**	**$0**	**$0**	**$0**	**$0**	**$0**	**$0**	**0.00%**	**$0**
TOTAL PUBLIC UTILITIES FUND | 450 REVENUES	**$232,432**	**$3,965**	**$0**	**$0**	**$0**	**$0**	**$0**	**$0**	**$0**	**$0**	**0.00%**	**$0**

CITY OF TAYLOR
ORGUNIT DETAILS

ORGUNIT: 340-460
FUND: 340 PUBLIC UTILITIES FUND
DEPARTMENT: 340 PUBLIC UTILITIES FUND
DEPTDIV: PUBLIC UTILITIES FUND | 460 REVENUES

	FY 2018	FY 2019	FY 2020	FY 2021				FY 2022				FY 2023
ACCOUNTS / CATEGORIES	ACTUAL	ACTUAL	ACTUAL	BUDGET	AMENDED	ACTUAL	ESTIMATED	BASE	PACKAGES	PROPOSED	% CHG	PLANNING
372 PROCEEDS OF CERT. SALE	$0	$0	$0	$0	$0	$0	$0	$0	$0	$0	0.00%	$0
374 SALES OF SURPLUS PROPERTY	$0	$0	$0	$0	$0	$0	$0	$0	$0	$0	0.00%	$0
376 BULK WATER SALES	$1,539	$1,759	$2,713	$1,500	$0	$0	$2,000	$2,000	$0	$2,000	33.33%	$0
379 SALE OF MISC. ASSETS	$0	$0	$0	$0	$0	$0	$0	$0	$0	$0	0.00%	$0
TOTAL PROCEEDS GENERAL FIXED ASSETS	**$1,539**	**$1,759**	**$2,713**	**$1,500**	**$0**	**$0**	**$2,000**	**$2,000**	**$0**	**$2,000**	**33.33%**	**$0**
TOTAL PUBLIC UTILITIES FUND | 460 REVENUES	**$1,539**	**$1,759**	**$2,713**	**$1,500**	**$0**	**$0**	**$2,000**	**$2,000**	**$0**	**$2,000**	**33.33%**	**$0**

CITY OF TAYLOR
ORGUNIT DETAILS

ORGUNIT: 340-470
FUND: 340 PUBLIC UTILITIES FUND
DEPARTMENT: 340 PUBLIC UTILITIES FUND
DEPTDIV: PUBLIC UTILITIES FUND | 470 REVENUES

	FY 2018	FY 2019	FY 2020	FY 2021				FY 2022				FY 2023
ACCOUNTS / CATEGORIES	ACTUAL	ACTUAL	ACTUAL	BUDGET	AMENDED	ACTUAL	ESTIMATED	BASE	PACKAGES	PROPOSED	% CHG	PLANNING
389 CO BOND PROCEEDS	$0	$0	$0	$0	$0	$0	$0	$0	$0	$0	0.00%	$0
TOTAL PROCEEDS GENERAL LONG TERM LIABILITIES	**$0**	**$0**	**$0**	**$0**	**$0**	**$0**	**$0**	**$0**	**$0**	**$0**	**0.00%**	**$0**
TOTAL PUBLIC UTILITIES FUND | 470 REVENUES	**$0**	**$0**	**$0**	**$0**	**$0**	**$0**	**$0**	**$0**	**$0**	**$0**	**0.00%**	**$0**

CITY OF TAYLOR
ORGUNIT DETAILS

ORGUNIT: 340-701
FUND: 340 PUBLIC UTILITIES FUND
DEPARTMENT: 701 UTILITIES ADMINISTRATION
DEPTDIV: PUBLIC UTILITIES FUND | UTILITIES ADMINISTRATION

	FY 2018	FY 2019	FY 2020	FY 2021				FY 2022				FY 2023
ACCOUNTS / CATEGORIES	ACTUAL	ACTUAL	ACTUAL	BUDGET	AMENDED	ACTUAL	ESTIMATED	BASE	PACKAGES	PROPOSED	% CHG	PLANNING
111 REGULAR FULL TIME	$218,989	$216,339	$220,268	$219,816	$0	$0	$224,330	$239,580	$0	$239,580	8.99%	$0
114 OVERTIME	$2,442	$3,990	$4,021	$4,000	$0	$0	$4,000	$4,000	$0	$4,000	0.00%	$0
115 LONGEVITY PAY	$1,152	$1,392	$1,920	$1,776	$0	$0	$1,780	$1,970	$0	$1,970	10.92%	$0
116 REGULAR PART TIME	$0	$0	$0	$0	$0	$0	$0	$0	$0	$0	0.00%	$0
117 TEMPORARY/SEASONAL	$0	$0	$0	$0	$0	$0	$0	$0	$0	$0	0.00%	$0
118 INSURANCE ALLOWANCE	$877	$46	$0	$0	$0	$0	$0	$0	$0	$0	0.00%	$0
119 CERTIFICATION PAY	$0	$20	$240	$0	$0	$0	$0	$0	$0	$0	0.00%	$0
120 UNUM LIFE	$552	$470	$617	$576	$0	$0	$576	$576	$0	$576	0.00%	$0
121 FICA SOCIAL SECURITY	$14,788	$15,892	$16,739	$17,002	$0	$0	$17,350	$18,530	$0	$18,530	8.99%	$0
122 WORKERS COMPENSATION	$2,128	$2,702	$2,810	$2,200	$0	$0	$2,670	$2,670	$0	$2,670	21.36%	$0
123 STATE UNEMPLOYMENT TAXES	$979	$54	$868	$972	$0	$0	$972	$972	$0	$972	0.00%	$0
124 RETIREMENT-TMRS	$32,012	$26,153	$28,920	$29,527	$0	$0	$30,140	$32,520	$0	$32,520	10.14%	$0
126 HEALTH INSURANCE	$36,108	$44,005	$40,597	$40,599	$0	$0	$44,280	$54,300	$0	$54,300	33.75%	$0
127 DENTAL INSURANCE	$1,652	$1,538	$1,984	$1,861	$0	$0	$1,861	$1,900	$0	$1,900	2.10%	$0
128 LONG TERM DISABILITY	$620	$618	$664	$659	$0	$0	$682	$720	$0	$720	9.26%	$0
129 VISION INSURANCE	$241	$243	$285	$286	$0	$0	$286	$290	$0	$290	1.40%	$0
131 UNIFORMS (BUY)	$765	$1,177	$1,312	$1,700	$0	$0	$1,700	$1,700	$0	$1,700	0.00%	$0
132 UNIFORM RENTAL	$0	$0	$0	$0	$0	$0	$0	$0	$0	$0	0.00%	$0
141 WORKSHOP TRAINING	$1,136	$0	$0	$684	$0	$0	$0	$684	$0	$684	0.00%	$0
142 PROFESSIONAL CONFERENCES	$0	$0	$0	$0	$0	$0	$0	$0	$0	$0	0.00%	$0
143 MEMBERSHIPS AND DUES	$0	$75	$0	$150	$0	$0	$150	$150	$0	$150	0.00%	$0
144 SUBSCRIPTIONS AND BOOKS	$0	$0	$0	$0	$0	$0	$0	$0	$0	$0	0.00%	$0
145 TUITION	$0	$0	$0	$0	$0	$0	$0	$0	$0	$0	0.00%	$0
146 TRAINING- TRANSPORTATION	$188	$0	$0	$270	$0	$0	$0	$270	$0	$270	0.00%	$0
147 TRAINING- LODGING	$398	$0	$0	$0	$0	$0	$0	$0	$0	$0	0.00%	$0
148 TRAINING- MEALS	$140	$0	$0	$70	$0	$0	$0	$70	$0	$70	0.00%	$0
TOTAL EMPLOYEE SERVICES	**$315,167**	**$314,714**	**$321,246**	**$322,148**	**$0**	**$0**	**$330,777**	**$360,902**	**$0**	**$360,902**	**12.03%**	**$0**
211 GENERAL OFFICE SUPPLIES	$3,751	$4,617	$2,666	$3,100	$0	$0	$3,100	$3,100	$0	$3,100	0.00%	$0
213 PHOTOGRAPHIC SUPPLIES	$0	$0	$0	$0	$0	$0	$0	$0	$0	$0	0.00%	$0
214 COMPUTER SUPPLIES	$65	$0	$945	$1,500	$0	$0	$2,000	$2,000	$0	$2,000	33.33%	$0
215 POSTAGE	$38,850	$36,469	$36,599	$38,800	$0	$0	$38,800	$38,800	$0	$38,800	0.00%	$0
217 OFFICE SECURITY	$0	$0	$350	$0	$0	$0	$0	$0	$0	$0	0.00%	$0
226 MISC. HARDWARE	$0	$0	$0	$0	$0	$0	$0	$0	$0	$0	0.00%	$0
232 FOOD/MEALS	$0	$0	$318	$0	$0	$0	$300	$0	$0	$0	0.00%	$0
252 MEDICAL SUPPLIES	$0	$0	$0	$0	$0	$0	$0	$0	$0	$0	0.00%	$0
256 MINOR TOOLS/INSTRUMENTS	$326	$120	$50	$270	$0	$0	$270	$270	$0	$270	0.00%	$0
258 TREATED WATER	$0	$0	$0	$0	$0	$0	$0	$0	$0	$0	0.00%	$0
259 MISC. SUPPLIES	$1,015	$234	$438	$1,300	$0	$0	$1,300	$1,300	$0	$1,300	0.00%	$0
261 OFFICE FURNITURE	$0	$0	$0	$0	$0	$0	$0	$0	$0	$0	0.00%	$0
264 COMPUTER ACCESSORIES	$1,960	$0	$1,010	$0	$0	$0	$0	$0	$0	$0	0.00%	$0
267 COMPUTERS	$0	$2,588	$8,268	$1,100	$0	$0	$1,100	$0	$0	$0	-100.00%	$0

269 OTHER OFFICE EQUIPMENT	$0	$0	$0	$0	$0	$0	$0	$0	$0	$0	0.00%	$0
TOTAL OPERATIONAL SUPPLIES AND EQUIPMENT	**$45,967**	**$44,028**	**$50,645**	**$46,070**	**$0**	**$0**	**$46,870**	**$45,470**	**$0**	**$45,470**	**-1.30%**	**$0**
321 LIGHT AND POWER	$993	$0	$0	$0	$0	$0	$0	$0	$0	$0	0.00%	$0
322 NATURAL GAS, PROPANE	$0	$0	$0	$0	$0	$0	$0	$0	$0	$0	0.00%	$0
323 TRUNK TELEPHONE SYSTEM	$33	$0	$0	$125	$0	$0	$0	$50	$0	$50	-60.00%	$0
324 CELL PHONES	$1,411	$1,490	$1,841	$1,800	$0	$0	$1,800	$1,800	$0	$1,800	0.00%	$0
325 PAGERS	$0	$0	$0	$0	$0	$0	$0	$0	$0	$0	0.00%	$0
326 WIRELESS DATA SERVICES	$352	$389	$1,015	$912	$0	$0	$1,368	$1,368	$0	$1,368	50.00%	$0
352 CLEANING SUPPLIES	$0	$0	$0	$0	$0	$0	$0	$0	$0	$0	0.00%	$0
TOTAL FACILITIES OPERATIONS / MAINTENANCE	**$2,790**	**$1,878**	**$2,856**	**$2,837**	**$0**	**$0**	**$3,168**	**$3,218**	**$0**	**$3,218**	**13.43%**	**$0**
411 OFFICE EQUIPMENT RENTAL	$0	$0	$0	$0	$0	$0	$0	$0	$0	$0	0.00%	$0
414 MOTOR VEHICLE RENTAL	$13,000	$13,800	$13,550	$14,000	$0	$0	$13,550	$10,000	$0	$10,000	-28.57%	$0
419 REPLACEMENT FUND CONTRIBUTION	$9,763	$7,517	$16,089	$0	$0	$0	$16,089	$0	$0	$0	0.00%	$0
421 FUEL, OIL, LUBRICANTS	$0	$0	$0	$0	$0	$0	$0	$0	$0	$0	0.00%	$0
462 EQUIPMENT REPAIRS/MAINT	$357	$26	$32	$0	$0	$0	$0	$0	$0	$0	0.00%	$0
TOTAL EQUIPMENT OPERATIONS / MAINTENANCE	**$23,120**	**$21,343**	**$29,671**	**$14,000**	**$0**	**$0**	**$29,639**	**$10,000**	**$0**	**$10,000**	**-28.57%**	**$0**
512 ENGINEERING SERVICES	$0	$0	$0	$0	$0	$0	$0	$0	$0	$0	0.00%	$0
523 OUTSIDE PRINTING	$749	$574	$0	$565	$0	$0	$565	$565	$0	$565	0.00%	$0
526 TESTING/CERT. PERMITS	$222	$0	$0	$222	$0	$0	$1,000	$1,000	$0	$1,000	350.45%	$0
528 ADVERTISING	$0	$0	$0	$0	$0	$0	$0	$0	$0	$0	0.00%	$0
532 SOFTWARE MAINT/LICENSE	$39,479	$46,342	$50,627	$39,993	$0	$0	$50,000	$50,000	$0	$50,000	25.02%	$0
536 EXTENDED MAINTENANCE WARRANTY	$0	$0	$0	$0	$0	$0	$0	$0	$0	$0	0.00%	$0
537 BANK FINANCE CHARGES	$0	$0	$0	$0	$0	$0	$0	$0	$0	$0	0.00%	$0
539 OTHER CONTRACT SERVICES	$24,526	$25,995	$27,008	$21,900	$0	$0	$27,000	$27,000	$0	$27,000	23.29%	$0
TOTAL CONTRACT SERVICES AND FEES	**$64,977**	**$72,910**	**$77,635**	**$62,680**	**$0**	**$0**	**$78,565**	**$78,565**	**$0**	**$78,565**	**25.34%**	**$0**
601 DEPRECIATION - FIXED ASSETS	$1,263,765	$0	$0	$0	$0	$0	$0	$0	$0	$0	0.00%	$0
TOTAL DEPRECIATION EXPENSE	**$1,263,765**	**$0**	**$0**	**$0**	**$0**	**$0**	**$0**	**$0**	**$0**	**$0**	**0.00%**	**$0**
714 COMPUTER EQUIPMENT	$0	$0	$0	$0	$0	$0	$0	$0	$0	$0	0.00%	$0
723 MOTOR VEHICLES	$0	$0	$0	$0	$0	$0	$0	$0	$0	$0	0.00%	$0
725 OTHER EQUIPMENT	$0	$0	$0	$0	$0	$0	$0	$0	$0	$0	0.00%	$0
TOTAL CAPITAL OUTLAY	**$0**	**$0**	**$0**	**$0**	**$0**	**$0**	**$0**	**$0**	**$0**	**$0**	**0.00%**	**$0**
TOTAL PUBLIC UTILITIES FUND | UTILITIES ADMINISTRATION	**$1,715,785**	**$454,874**	**$482,053**	**$447,735**	**$0**	**$0**	**$489,019**	**$498,155**	**$0**	**$498,155**	**11.26%**	**$0**

CITY OF TAYLOR
ORGUNIT DETAILS

ORGUNIT: 340-706
FUND: 340 PUBLIC UTILITIES FUND
DEPARTMENT: 706 WASTEWATER TREATMENT PLANT
DEPTDIV: PUBLIC UTILITIES FUND | WASTEWATER TREATMENT PLANT

	FY 2018	FY 2019	FY 2020	FY 2021				FY 2022				FY 2023
ACCOUNTS / CATEGORIES	ACTUAL	ACTUAL	ACTUAL	BUDGET	AMENDED	ACTUAL	ESTIMATED	BASE	PACKAGES	PROPOSED	% CHG	PLANNING
111 REGULAR FULL TIME	$135,364	$105,736	$120,359	$186,843	$0	$0	$146,680	$247,000	$0	$247,000	32.20%	$0
114 OVERTIME	$28,056	$13,653	$13,812	$30,000	$0	$0	$30,000	$30,000	$0	$30,000	0.00%	$0
115 LONGEVITY PAY	$336	$240	$336	$432	$0	$0	$250	$300	$0	$300	-30.56%	$0
116 REGULAR PART TIME	$0	$0	$0	$0	$0	$0	$0	$0	$0	$0	0.00%	$0
117 TEMPORARY/SEASONAL	$0	$0	$0	$0	$0	$0	$0	$0	$0	$0	0.00%	$0
118 INSURANCE ALLOWANCE	$554	$0	$0	$0	$0	$0	$0	$0	$0	$0	0.00%	$0
119 CERTIFICATION PAY	$0	$0	$0	$0	$0	$0	$0	$0	$0	$0	0.00%	$0
120 UNUM LIFE	$349	$267	$320	$289	$0	$0	$271	$520	$0	$520	79.93%	$0
121 FICA SOCIAL SECURITY	$12,078	$9,571	$8,763	$9,229	$0	$0	$9,360	$19,000	$0	$19,000	105.87%	$0
122 WORKERS COMPENSATION	$2,324	$4,164	$3,194	$2,500	$0	$0	$3,050	$3,050	$0	$3,050	22.00%	$0
123 STATE UNEMPLOYMENT TAXES	$821	$27	$441	$486	$0	$0	$486	$810	$0	$810	66.67%	$0
124 RETIREMENT-TMRS	$25,113	$14,534	$15,600	$16,027	$0	$0	$16,250	$33,200	$0	$33,200	107.15%	$0
126 HEALTH INSURANCE	$22,713	$23,374	$20,871	$20,299	$0	$0	$22,140	$39,000	$0	$39,000	92.13%	$0
127 DENTAL INSURANCE	$1,051	$879	$953	$931	$0	$0	$930	$1,600	$0	$1,600	71.86%	$0
128 LONG TERM DISABILITY	$402	$348	$341	$360	$0	$0	$360	$750	$0	$750	108.33%	$0
129 VISION INSURANCE	$134	$123	$139	$143	$0	$0	$143	$250	$0	$250	74.83%	$0
131 UNIFORMS (BUY)	$1,594	$1,369	$1,164	$1,800	$0	$0	$1,800	$1,800	$0	$1,800	0.00%	$0
132 UNIFORM RENTAL	$1,957	$3,338	$10	$0	$0	$0	$0	$0	$0	$0	0.00%	$3,792
133 BUSINESS- TRANSPORTATION	$0	$0	$0	$0	$0	$0	$0	$0	$0	$0	0.00%	$0
141 WORKSHOP TRAINING	$1,935	$1,445	$440	$2,870	$0	$0	$2,000	$2,870	$730	$3,600	25.44%	$0
143 MEMBERSHIPS AND DUES	$150	$300	$0	$300	$0	$0	$300	$300	$0	$300	0.00%	$0
144 SUBSCRIPTIONS AND BOOKS	$0	$0	$0	$0	$0	$0	$0	$0	$0	$0	0.00%	$0
145 TUITION	$0	$0	$0	$0	$0	$0	$0	$0	$0	$0	0.00%	$0
146 TRAINING- TRANSPORTATION	$0	$0	$0	$0	$0	$0	$0	$0	$0	$0	0.00%	$0
147 TRAINING- LODGING	$1,428	$698	$0	$2,100	$0	$0	$1,000	$2,100	$0	$2,100	0.00%	$0
148 TRAINING- MEALS	$530	$460	$0	$735	$0	$0	$400	$735	$0	$735	0.00%	$0
TOTAL EMPLOYEE SERVICES	**$236,888**	**$180,526**	**$186,742**	**$275,344**	**$0**	**$0**	**$235,420**	**$383,285**	**$730**	**$384,015**	**39.47%**	**$3,792**
211 GENERAL OFFICE SUPPLIES	$630	$726	$569	$300	$0	$0	$300	$300	$0	$300	0.00%	$0
214 COMPUTER SUPPLIES	$0	$0	$244	$0	$0	$0	$66	$0	$0	$0	0.00%	$0
226 MISC. HARDWARE	$809	$1,208	$12,208	$1,000	$0	$0	$1,000	$1,000	$0	$1,000	0.00%	$0
227 ELECTRICAL, PLUMBING SUPPLIES	$5,121	$3,230	$4,236	$5,000	$0	$0	$5,000	$5,000	$0	$5,000	0.00%	$0
228 MACHINE FABRICATED PARTS	$420	$661	$178	$800	$0	$0	$800	$800	$0	$800	0.00%	$0
232 FOOD/MEALS	$0	$0	$0	$0	$0	$0	$0	$0	$0	$0	0.00%	$0
251 LABORATORY SUPPLIES	$7,150	$7,177	$5,498	$8,370	$0	$0	$10,000	$8,370	$1,630	$10,000	19.47%	$16,370
252 MEDICAL SUPPLIES	$0	$95	$36	$200	$0	$0	$200	$200	$0	$200	0.00%	$0
253 CHEMICALS	$11,538	$12,118	$18,322	$14,840	$0	$0	$14,840	$14,840	$25,160	$40,000	169.54%	$0
254 BOTANICAL/LANDSCAPE	$408	$335	$98	$500	$0	$0	$250	$500	$0	$500	0.00%	$0
256 MINOR TOOLS/INSTRUMENTS	$767	$459	$499	$590	$0	$0	$590	$590	$0	$590	0.00%	$0
261 OFFICE FURNITURE	$0	$0	$0	$0	$0	$0	$0	$0	$0	$0	0.00%	$0
262 COMMUNICATION EQUIPMENT	$0	$0	$0	$0	$0	$0	$0	$0	$0	$0	0.00%	$0
265 INSTRUMENTS/APPARATUS	$0	$0	$0	$0	$0	$0	$0	$0	$0	$0	0.00%	$0

267 COMPUTERS	$0	$0	$0	$1,100	$0	$0	$1,000	$2,000	$0	$2,000	81.82%	$1,100
271 GROUNDS KEEPING EQUIPMENT	$0	$0	$0	$0	$0	$0	$0	$0	$0	$0	0.00%	$0
TOTAL OPERATIONAL SUPPLIES AND EQUIPMENT	**$26,844**	**$26,008**	**$41,887**	**$32,700**	**$0**	**$0**	**$34,046**	**$33,600**	**$26,790**	**$60,390**	**84.68%**	**$17,470**
321 LIGHT AND POWER	$190,592	$177,116	$141,629	$177,822	$0	$0	$170,000	$180,000	$0	$180,000	1.22%	$0
323 TRUNK TELEPHONE SYSTEM	$782	$799	$809	$750	$0	$0	$900	$900	$0	$900	20.00%	$0
324 CELL PHONES	$941	$993	$1,224	$1,200	$0	$0	$1,200	$1,200	$0	$1,200	0.00%	$0
325 PAGERS	$0	$0	$0	$0	$0	$0	$0	$0	$0	$0	0.00%	$0
342 ELECTRICAL REPAIRS	$3,845	$3,187	$2,859	$4,000	$0	$0	$4,000	$4,000	$0	$4,000	0.00%	$0
343 HEATING/COOLING REPAIRS	$0	$652	$0	$1,000	$0	$0	$1,000	$1,000	$0	$1,000	0.00%	$0
344 PLUMBING REPAIRS	$310	$79	$0	$340	$0	$0	$340	$340	$0	$340	0.00%	$0
346 CONCRETE MASONARY	$0	$0	$0	$0	$0	$0	$0	$0	$0	$0	0.00%	$0
347 PUMP AND ELECTRIC MOTOR REPAIR	$5,397	$0	$0	$0	$0	$0	$0	$0	$0	$0	0.00%	$0
349 MISC REPAIRS/MAINT	$10,256	$10,088	$1,154	$22,800	$0	$0	$11,000	$22,800	$0	$22,800	0.00%	$22,800
352 CLEANING SUPPLIES	$0	$0	$0	$250	$0	$0	$0	$250	$0	$250	0.00%	$0
TOTAL FACILITIES OPERATIONS / MAINTENANCE	**$212,123**	**$192,914**	**$147,675**	**$208,162**	**$0**	**$0**	**$188,440**	**$210,490**	**$0**	**$210,490**	**1.12%**	**$22,800**
411 OFFICE EQUIPMENT RENTAL	$0	$0	$0	$0	$0	$0	$0	$0	$0	$0	0.00%	$0
412 LIGHT EQUIPMENT RENTAL	$2,000	$2,100	$2,000	$2,000	$0	$0	$2,000	$3,000	$0	$3,000	50.00%	$0
414 MOTOR VEHICLE RENTAL	$22,810	$13,800	$13,550	$13,550	$0	$0	$13,550	$10,000	$0	$10,000	-26.20%	$0
415 TRUCKS, HEAVY EQUIP RENTAL	$4,000	$2,100	$4,000	$4,000	$0	$0	$4,000	$13,000	$0	$13,000	225.00%	$0
416 LIGHT EQUIP RENTAL-EXTERNAL	$0	$0	$0	$0	$0	$0	$0	$0	$0	$0	0.00%	$0
419 REPLACEMENT FUND CONTRIBUTION	$5,135	$3,949	$16,381	$5,719	$0	$0	$5,719	$120,000	$0	$120,000	1998.27%	$0
421 FUEL, OIL, LUBRICANTS	$0	$0	$455	$1,000	$0	$0	$1,000	$1,000	$0	$1,000	0.00%	$0
431 OFFICE EQUIP MAINT/REPAIR	$0	$0	$0	$0	$0	$0	$0	$0	$0	$0	0.00%	$0
432 MACHINE TOOLS MAINT/REPAIR	$1,846	$2,253	$0	$3,000	$0	$0	$3,000	$3,000	$0	$3,000	0.00%	$0
433 LIGHT EQUIPMENT MAINT AND REPAIR	$0	$0	$0	$0	$0	$0	$0	$0	$0	$0	0.00%	$0
435 TRUCK AND HEAVY EQUIPMENT REPAIR	$0	$0	$0	$0	$0	$0	$0	$0	$0	$0	0.00%	$0
436 OTHER EQUIP MAINT/REPAIR	$0	$0	$0	$0	$0	$0	$0	$0	$0	$0	0.00%	$0
437 PUMPS, MAINTENANCE REPAIR	$5,224	$11,605	$5,465	$7,000	$0	$0	$7,000	$7,000	$0	$7,000	0.00%	$0
438 ELECTRIC MOTOR MAINT/REPAIR	$4,819	$4,590	$4,715	$5,000	$0	$0	$5,000	$5,000	$10,000	$15,000	200.00%	$0
439 OTHER EQUIPMENT MAINT/REPAIR	$6,267	$5,741	$13,430	$6,000	$0	$0	$6,000	$6,000	$0	$6,000	0.00%	$0
445 FUEL,OIL AND LUBRICANTS	$0	$0	$0	$2,000	$0	$0	$1,000	$2,000	$0	$2,000	0.00%	$0
462 EQUIPMENT REPAIRS/MAINT	$0	$0	$0	$0	$0	$0	$0	$0	$0	$0	0.00%	$0
TOTAL EQUIPMENT OPERATIONS / MAINTENANCE	**$52,100**	**$46,138**	**$59,995**	**$49,269**	**$0**	**$0**	**$48,269**	**$170,000**	**$10,000**	**$180,000**	**265.34%**	**$0**
512 ENGINEERING SERVICES	$13,256	$16,016	$90,043	$0	$0	$0	$0	$0	$0	$0	0.00%	$0
514 MEDICAL SERVICES	$0	$0	$0	$0	$0	$0	$0	$0	$0	$0	0.00%	$0
519 OTHER PROFESSIONAL SERVICES	$27,189	$0	$8,365	$0	$0	$0	$0	$0	$0	$0	0.00%	$0
523 OUTSIDE PRINTING	$0	$0	$685	$700	$0	$0	$700	$700	$0	$700	0.00%	$0
525 LANDFILL FEES	$48,506	$40,259	$60,631	$40,000	$0	$0	$40,000	$40,000	$12,380	$52,380	30.95%	$62,000
526 TESTING/CERT. PERMITS	$47,599	$48,839	$46,908	$49,960	$0	$0	$49,960	$49,960	$10,000	$59,960	20.02%	$0
528 ADVERTISING	$188	$0	$0	$0	$0	$0	$0	$0	$0	$0	0.00%	$0
532 SOFTWARE MAINT/LICENSE	$4,120	$2,095	$1,243	$3,000	$0	$0	$3,000	$3,000	$0	$3,000	0.00%	$0
535 COMPUTER MAINT/SERVICE	$0	$0	$0	$0	$0	$0	$0	$0	$0	$0	0.00%	$0
539 OTHER CONTRACT SERVICES	$1,845	$2,145	$27,607	$7,600	$0	$0	$7,600	$7,600	$0	$7,600	0.00%	$0

TOTAL CONTRACT SERVICES AND FEES	**$142,701**	**$109,354**	**$235,482**	**$101,260**	**$0**	**$0**	**$101,260**	**$101,260**	**$22,380**	**$123,640**	**22.10%**	**$62,000**
601 DEPRECIATION - FIXED ASSETS	$0	$0	$0	$0	$0	$0	$0	$0	$0	$0	0.00%	$0
TOTAL DEPRECIATION EXPENSE	**$0**	**$0**	**$0**	**$0**	**$0**	**$0**	**$0**	**$0**	**$0**	**$0**	**0.00%**	**$0**
711 OFFICE FURNITURE	$0	$0	$0	$0	$0	$0	$0	$0	$0	$0	0.00%	$0
712 COMMUNICATION EQUIPMENT	$0	$0	$0	$0	$0	$0	$0	$0	$0	$0	0.00%	$0
714 COMPUTER EQUIPMENT	$0	$0	$0	$0	$0	$0	$0	$0	$0	$0	0.00%	$0
717 INSTRUMENTS/APPARATUS	$0	$0	$0	$0	$0	$0	$0	$0	$0	$0	0.00%	$0
721 MACHINE TOOLS/APPARATUS	$0	$0	$0	$0	$0	$0	$0	$0	$0	$0	0.00%	$0
722 LIGHT EQUIPMENT	$0	$0	$0	$0	$0	$0	$0	$0	$0	$0	0.00%	$0
723 MOTOR VEHICLES	$0	$0	$0	$0	$0	$0	$0	$0	$0	$0	0.00%	$0
725 OTHER EQUIPMENT	$0	$0	$0	$0	$0	$0	$0	$0	$0	$0	0.00%	$0
TOTAL CAPITAL OUTLAY	**$0**	**$0**	**$0**	**$0**	**$0**	**$0**	**$0**	**$0**	**$0**	**$0**	**0.00%**	**$0**
TOTAL PUBLIC UTILITIES FUND | WASTEWATER TREATMENT PLANT	**$670,656**	**$554,941**	**$671,781**	**$666,735**	**$0**	**$0**	**$607,435**	**$898,635**	**$59,900**	**$958,535**	**43.77%**	**$106,062**

CITY OF TAYLOR
ORGUNIT DETAILS

ORGUNIT: 340-708
FUND: 340 PUBLIC UTILITIES FUND
DEPARTMENT: 708 DISTRIBUTION/COLLECTION
DEPTDIV: PUBLIC UTILITIES FUND | DISTRIBUTION/COLLECTION

	FY 2018	FY 2019	FY 2020	FY 2021				FY 2022				FY 2023
ACCOUNTS / CATEGORIES	ACTUAL	ACTUAL	ACTUAL	BUDGET	AMENDED	ACTUAL	ESTIMATED	BASE	PACKAGES	PROPOSED	% CHG	PLANNING
111 REGULAR FULL TIME	$532,835	$592,200	$638,642	$640,184	$0	$0	$650,740	$603,500	$0	$603,500	-5.73%	$0
114 OVERTIME	$54,248	$104,601	$118,612	$60,000	$0	$0	$60,000	$60,000	$0	$60,000	0.00%	$60,000
115 LONGEVITY PAY	$5,040	$5,040	$4,128	$5,328	$0	$0	$5,328	$5,500	$0	$5,500	3.23%	$0
116 REGULAR PART TIME	$0	$0	$0	$0	$0	$0	$0	$0	$0	$0	0.00%	$0
117 TEMPORARY/SEASONAL	$0	$0	$0	$0	$0	$0	$0	$0	$0	$0	0.00%	$0
118 INSURANCE ALLOWANCE	$1,200	$692	$0	$0	$0	$0	$0	$0	$0	$0	0.00%	$0
119 CERTIFICATION PAY	$0	$400	$550	$0	$0	$0	$0	$0	$0	$0	0.00%	$0
120 UNUM LIFE	$1,392	$1,253	$1,777	$1,541	$0	$0	$1,510	$1,270	$0	$1,270	-17.59%	$0
121 FICA SOCIAL SECURITY	$41,287	$51,325	$57,784	$49,433	$0	$0	$50,240	$47,000	$0	$47,000	-4.92%	$0
122 WORKERS COMPENSATION	$12,299	$16,010	$16,606	$13,000	$0	$0	$15,770	$15,770	$0	$15,770	21.31%	$0
123 STATE UNEMPLOYMENT TAXES	$2,284	$213	$2,168	$2,430	$0	$0	$2,430	$2,300	$0	$2,300	-5.35%	$0
124 RETIREMENT-TMRS	$88,934	$85,456	$98,849	$85,944	$0	$0	$87,370	$82,000	$0	$82,000	-4.59%	$0
126 HEALTH INSURANCE	$89,134	$104,616	$100,263	$101,495	$0	$0	$110,700	$108,600	$0	$108,600	7.00%	$0
127 DENTAL INSURANCE	$4,086	$3,878	$5,151	$4,653	$0	$0	$4,653	$4,430	$0	$4,430	-4.79%	$0
128 LONG TERM DISABILITY	$1,611	$1,693	$1,910	$1,921	$0	$0	$1,920	$1,850	$0	$1,850	-3.70%	$0
129 VISION INSURANCE	$640	$589	$700	$713	$0	$0	$715	$680	$0	$680	-4.63%	$0
131 UNIFORMS (BUY)	$3,246	$5,212	$3,130	$4,606	$0	$0	$4,606	$4,606	$0	$4,606	0.00%	$4,606
132 UNIFORM RENTAL	$5,108	$8,229	$10,554	$5,100	$0	$0	$6,900	$5,100	$0	$5,100	0.00%	$11,000
133 BUSINESS- TRANSPORTATION	$0	$0	$0	$0	$0	$0	$0	$0	$0	$0	0.00%	$0
141 WORKSHOP TRAINING	$2,785	$3,235	$2,895	$6,150	$0	$0	$6,150	$6,150	$0	$6,150	0.00%	$6,150
142 PROFESSIONAL CONFERENCES	$0	$0	$0	$0	$0	$0	$0	$0	$0	$0	0.00%	$0
143 MEMBERSHIPS AND DUES	$975	$1,366	$1,330	$750	$0	$0	$750	$750	$0	$750	0.00%	$0
144 SUBSCRIPTIONS AND BOOKS	$0	$0	$0	$0	$0	$0	$0	$0	$0	$0	0.00%	$0
145 TUITION	$0	$0	$0	$0	$0	$0	$0	$0	$0	$0	0.00%	$0
146 TRAINING- TRANSPORTATION	$0	$0	$0	$0	$0	$0	$0	$0	$0	$0	0.00%	$0
147 TRAINING- LODGING	$762	$2,937	$444	$4,500	$0	$0	$1,500	$4,500	$0	$4,500	0.00%	$0
148 TRAINING- MEALS	$330	$760	$131	$1,575	$0	$0	$500	$1,575	$0	$1,575	0.00%	$0
TOTAL EMPLOYEE SERVICES	**$848,196**	**$989,701**	**$1,065,624**	**$989,323**	**$0**	**$0**	**$1,011,782**	**$955,581**	**$0**	**$955,581**	**-3.41%**	**$81,756**
211 GENERAL OFFICE SUPPLIES	$968	$1,338	$1,128	$1,050	$0	$0	$1,050	$1,050	$0	$1,050	0.00%	$2,200
213 PHOTOGRAPHIC SUPPLIES	$0	$0	$0	$0	$0	$0	$0	$0	$0	$0	0.00%	$0
214 COMPUTER SUPPLIES	$332	$324	$682	$1,350	$0	$0	$1,100	$1,350	$0	$1,350	0.00%	$0
215 POSTAGE	$0	$274	$75	$500	$0	$0	$1,500	$500	$0	$500	0.00%	$1,500
217 OFFICE SECURITY	$969	$1,000	$1,000	$1,000	$0	$0	$1,000	$1,000	$0	$1,000	0.00%	$0
221 STREET REPAIR MATERIALS	$5,166	$27,940	$27,644	$36,000	$0	$0	$36,000	$36,000	$0	$36,000	0.00%	$54,000
222 STRIPING AND STREET SIGNS	$0	$0	$0	$0	$0	$0	$0	$0	$0	$0	0.00%	$0
223 BUILDING MATERIALS	$318	$534	$436	$2,000	$0	$0	$1,000	$2,000	$0	$2,000	0.00%	$0
224 CLAMPS	$5,680	$9,835	$9,371	$12,800	$0	$0	$12,800	$12,800	$5,200	$18,000	40.63%	$12,800
225 SAND AND GRAVEL	$18,573	$24,435	$27,027	$25,000	$0	$0	$25,000	$25,000	$0	$25,000	0.00%	$0
226 MISC. HARDWARE	$48,637	$43,588	$38,771	$50,000	$0	$0	$50,000	$50,000	$10,000	$60,000	20.00%	$61,000
227 ELECTRICAL, PLUMBING SUPPLIES	$0	$320	$342	$400	$0	$0	$400	$400	$0	$400	0.00%	$0
228 MACHINE FABRICATED PARTS	$158	$0	$25	$350	$0	$0	$350	$350	$0	$350	0.00%	$0

232 FOOD/MEALS	$451	$190	$108	$500	$0	$0	$500	$500	$0	$500	0.00%	$1,050
236 MISC OCASSIONS	$0	$0	$0	$0	$0	$0	$0	$0	$0	$0	0.00%	$0
252 MEDICAL SUPPLIES	$641	$622	$134	$700	$0	$0	$700	$700	$0	$700	0.00%	$0
253 CHEMICALS	$20,759	$20,272	$27,912	$28,250	$0	$0	$20,500	$28,250	$4,000	$32,250	14.16%	$51,100
254 BOTANICAL/LANDSCAPE	$643	$191	$820	$500	$0	$0	$500	$500	$0	$500	0.00%	$0
256 MINOR TOOLS/INSTRUMENTS	$7,221	$11,275	$7,724	$2,765	$0	$0	$7,765	$2,765	$0	$2,765	0.00%	$7,765
259 MISC. SUPPLIES	$0	$0	$0	$0	$0	$0	$0	$0	$0	$0	0.00%	$0
261 OFFICE FURNITURE	$0	$0	$0	$0	$0	$0	$0	$0	$0	$0	0.00%	$0
262 COMMUNICATION EQUIPMENT	$0	$0	$0	$0	$0	$0	$0	$0	$0	$0	0.00%	$0
264 COMPUTER ACCESSORIES	$0	$0	$0	$0	$0	$0	$0	$0	$0	$0	0.00%	$0
265 INSTRUMENTS/APPARATUS	$610	$892	$0	$1,250	$0	$0	$1,250	$1,250	$0	$1,250	0.00%	$0
266 GENERAL ELECTRONIC EQUIPMENT	$0	$0	$0	$0	$0	$0	$0	$0	$0	$0	0.00%	$0
267 COMPUTERS	$0	$2,588	$70	$500	$0	$0	$1,562	$0	$0	$0	-100.00%	$0
268 APPLIANCES	$748	$0	$0	$0	$0	$0	$0	$0	$0	$0	0.00%	$0
273 FIRE HYDRANTS	$7,353	$4,219	$7,017	$13,200	$0	$0	$13,200	$13,200	$0	$13,200	0.00%	$0
274 WATER VALVES	$7,001	$1,270	$6,314	$7,200	$0	$0	$7,200	$7,200	$3,300	$10,500	45.83%	$0
275 WATER METERS	$51,793	$73,136	$78,895	$63,215	$0	$0	$119,465	$63,215	$136,785	$200,000	216.38%	$118,215
279 OTHER OPERATIONAL EQUIPMENT	$0	$0	$3,305	$3,700	$0	$0	$3,700	$3,700	$0	$3,700	0.00%	$0
TOTAL OPERATIONAL SUPPLIES AND EQUIPMENT	**$178,021**	**$224,244**	**$238,802**	**$252,230**	**$0**	**$0**	**$306,542**	**$251,730**	**$159,285**	**$411,015**	**62.95%**	**$309,630**
251 LABORATORY SUPPLIES	$0	$0	$0	$0	$0	$0	$0	$0	$0	$0	0.00%	$0
TOTAL OPERATIONAL SUPPLIES AND EQUPMENT	**$0**	**$0**	**$0**	**$0**	**$0**	**$0**	**$0**	**$0**	**$0**	**$0**	**0.00%**	**$0**
321 LIGHT AND POWER	$34,908	$38,919	$38,385	$41,652	$0	$0	$43,000	$44,000	$0	$44,000	5.64%	$0
322 NATURAL GAS, PROPANE	$1,137	$1,671	$1,478	$1,500	$0	$0	$1,800	$1,600	$0	$1,600	6.67%	$0
323 TRUNK TELEPHONE SYSTEM	$2,411	$2,546	$2,678	$2,500	$0	$0	$2,800	$2,800	$0	$2,800	12.00%	$0
324 CELL PHONES	$3,977	$3,454	$4,564	$4,500	$0	$0	$4,500	$4,500	$0	$4,500	0.00%	$0
325 PAGERS	$113	$0	$0	$0	$0	$0	$0	$0	$0	$0	0.00%	$0
326 WIRELESS DATA SERVICES	$1,083	$1,141	$885	$912	$0	$0	$912	$912	$0	$912	0.00%	$0
341 ROOFING REPAIRS	$0	$0	$0	$0	$0	$0	$0	$0	$0	$0	0.00%	$0
342 ELECTRICAL REPAIRS	$1,178	$678	$0	$1,500	$0	$0	$1,500	$1,500	$0	$1,500	0.00%	$0
343 HEATING/COOLING REPAIRS	$0	$0	$0	$1,000	$0	$0	$1,000	$1,000	$0	$1,000	0.00%	$0
344 PLUMBING REPAIRS	$0	$350	$6	$500	$0	$0	$500	$500	$0	$500	0.00%	$0
346 CONCRETE MASONARY	$0	$0	$0	$0	$0	$0	$0	$0	$0	$0	0.00%	$0
347 PUMP AND ELECTRIC MOTOR REPAIR	$0	$14,000	$38,650	$0	$0	$0	$0	$0	$0	$0	0.00%	$0
349 MISC REPAIRS/MAINT	$5,412	$804	$547	$1,000	$0	$0	$1,000	$1,000	$0	$1,000	0.00%	$0
352 CLEANING SUPPLIES	$54	$214	$432	$500	$0	$0	$250	$500	$0	$500	0.00%	$0
372 ELECTRICAL, PLBG AND PAINT	$0	$0	$0	$0	$0	$0	$0	$0	$0	$0	0.00%	$0
374 STRUCT. REPAIRS TO BLDG.	$0	$0	$0	$0	$0	$0	$0	$0	$0	$0	0.00%	$0
TOTAL FACILITIES OPERATIONS / MAINTENANCE	**$50,272**	**$63,777**	**$87,625**	**$55,564**	**$0**	**$0**	**$57,262**	**$58,312**	**$0**	**$58,312**	**4.95%**	**$0**
411 OFFICE EQUIPMENT RENTAL	$0	$0	$0	$0	$0	$0	$0	$0	$0	$0	0.00%	$0
412 LIGHT EQUIPMENT RENTAL	$2,000	$2,100	$2,000	$2,000	$0	$0	$2,000	$3,000	$0	$3,000	50.00%	$0
414 MOTOR VEHICLE RENTAL	$62,468	$52,500	$49,751	$46,752	$0	$0	$46,752	$42,000	$0	$42,000	-10.16%	$0
415 TRUCKS, HEAVY EQUIP RENTAL	$35,000	$32,000	$37,294	$36,108	$0	$0	$37,294	$62,220	$0	$62,220	72.32%	$0
416 LIGHT EQUIP RENTAL-EXTERNAL	$0	$0	$0	$0	$0	$0	$0	$0	$0	$0	0.00%	$0
418 TRUCK/HEAVY EQUIP RENTAL/EXT	$0	$0	$0	$0	$0	$0	$0	$0	$0	$0	0.00%	$0

419 REPLACEMENT FUND CONTRIBUTION	$375,319	$47,132	$41,794	$5,719	$0	$0	$5,719	$272,000	$0	$272,000	4656.08%	$0
421 FUEL, OIL, LUBRICANTS	$17	$0	$0	$300	$0	$0	$300	$300	$0	$300	0.00%	$0
432 MACHINE TOOLS MAINT/REPAIR	$0	$0	$0	$0	$0	$0	$0	$0	$0	$0	0.00%	$0
433 LIGHT EQUIPMENT MAINT AND REPAIR	$497	$1,760	$0	$1,000	$0	$0	$1,000	$1,000	$0	$1,000	0.00%	$0
435 TRUCK AND HEAVY EQUIPMENT REPAIR	$0	$0	$0	$0	$0	$0	$0	$0	$0	$0	0.00%	$0
436 OTHER EQUIP MAINT/REPAIR	$0	$0	$0	$0	$0	$0	$0	$0	$0	$0	0.00%	$0
437 PUMPS, MAINTENANCE REPAIR	$2,700	$2,435	$11,461	$13,400	$0	$0	$13,400	$13,400	$0	$13,400	0.00%	$0
438 ELECTRIC MOTOR MAINT/REPAIR	$0	$2,449	$3,554	$2,000	$0	$0	$2,500	$2,000	$0	$2,000	0.00%	$2,500
439 OTHER EQUIPMENT MAINT/REPAIR	$2,917	$1,679	$0	$2,000	$0	$0	$2,000	$2,000	$0	$2,000	0.00%	$3,000
462 EQUIPMENT REPAIRS/MAINT	$1	$0	$0	$3,200	$0	$0	$3,200	$3,200	$3,600	$6,800	112.50%	$3,600
TOTAL EQUIPMENT OPERATIONS / MAINTENANCE	**$480,918**	**$142,055**	**$145,854**	**$112,479**	**$0**	**$0**	**$114,165**	**$401,120**	**$3,600**	**$404,720**	**259.82%**	**$9,100**
512 ENGINEERING SERVICES	$57,340	$108,548	$104,382	$8,500	$0	$0	$60,000	$8,500	$0	$8,500	0.00%	$0
514 MEDICAL SERVICES	$0	$0	$0	$0	$0	$0	$0	$0	$0	$0	0.00%	$0
519 OTHER PROFESSIONAL SERVIVES	$0	$0	$1,833	$0	$0	$0	$0	$0	$0	$0	0.00%	$0
523 OUTSIDE PRINTING	$3,982	$4,023	$165	$1,000	$0	$0	$4,000	$1,000	$0	$1,000	0.00%	$0
526 TESTING/CERT. PERMITS	$29,490	$32,134	$29,526	$40,200	$0	$0	$40,200	$40,200	$0	$40,200	0.00%	$0
532 SOFTWARE MAINT/LICENSE	$10,174	$4,495	$6,590	$10,000	$0	$0	$11,500	$10,000	$0	$10,000	0.00%	$11,500
535 COMPUTER MAINT/SERVICE	$0	$0	$0	$0	$0	$0	$0	$0	$0	$0	0.00%	$0
539 OTHER CONTRACT SERVICES	$12,090	$25,511	$115,777	$215,100	$0	$0	$215,100	$215,100	$48,000	$263,100	22.32%	$0
TOTAL CONTRACT SERVICES AND FEES	**$113,077**	**$174,710**	**$258,273**	**$274,800**	**$0**	**$0**	**$330,800**	**$274,800**	**$48,000**	**$322,800**	**17.47%**	**$11,500**
601 DEPRECIATION - FIXED ASSETS	$0	$0	$0	$0	$0	$0	$0	$0	$0	$0	0.00%	$0
TOTAL DEPRECIATION EXPENSE	**$0**	**$0**	**$0**	**$0**	**$0**	**$0**	**$0**	**$0**	**$0**	**$0**	**0.00%**	**$0**
712 COMMUNICATION EQUIPMENT	$0	$0	$0	$0	$0	$0	$0	$0	$0	$0	0.00%	$0
714 COMPUTER EQUIPMENT	$0	$0	$0	$0	$0	$0	$0	$0	$0	$0	0.00%	$0
721 MACHINE TOOLS/APPARATUS	$0	$0	$10,200	$0	$0	$0	$0	$0	$0	$0	0.00%	$0
722 LIGHT EQUIPMENT	$0	$25,452	$68,702	$0	$0	$0	$0	$0	$0	$0	0.00%	$0
723 MOTOR VEHICLES	$0	$0	$0	$0	$0	$0	$0	$0	$0	$0	0.00%	$0
724 HEAVY EQUIPMENT	$0	$0	$0	$0	$0	$0	$0	$0	$0	$0	0.00%	$0
732 WATER MAINS/SEWER LINES	$0	$0	$34,000	$0	$0	$0	$0	$0	$0	$0	0.00%	$0
734 FIRE HYDRANTS	$0	$0	$0	$0	$0	$0	$0	$0	$0	$0	0.00%	$0
735 WATER METERS	$0	$0	$0	$0	$0	$0	$0	$0	$0	$0	0.00%	$0
736 VALVES, CLAMPS, DRESSERS, ETC.	$0	$0	$0	$0	$0	$0	$0	$0	$0	$0	0.00%	$0
TOTAL CAPITAL OUTLAY	**$0**	**$25,452**	**$112,902**	**$0**	**$0**	**$0**	**$0**	**$0**	**$0**	**$0**	**0.00%**	**$0**
TOTAL PUBLIC UTILITIES FUND | DISTRIBUTION/COLLECTION	**$1,670,485**	**$1,619,940**	**$1,909,080**	**$1,684,396**	**$0**	**$0**	**$1,820,551**	**$1,941,543**	**$210,885**	**$2,152,428**	**27.79%**	**$411,986**

CITY OF TAYLOR
ORGUNIT DETAILS

ORGUNIT: 340-709
FUND: 340 PUBLIC UTILITIES FUND
DEPARTMENT: 709 NON-DEPARTMENTAL
DEPTDIV: PUBLIC UTILITIES FUND | NON-DEPARTMENTAL

	FY 2018	FY 2019	FY 2020	FY 2021				FY 2022				FY 2023
ACCOUNTS / CATEGORIES	ACTUAL	ACTUAL	ACTUAL	BUDGET	AMENDED	ACTUAL	ESTIMATED	BASE	PACKAGES	PROPOSED	% CHG	PLANNING
126 HEALTH INSURANCE	$0	$0	$0	$0	$0	$0	$0	$0	$0	$0	0.00%	$0
127 VACATION EXPENSE(USE IN AJE)	$0	$0	$0	$0	$0	$0	$0	$0	$0	$0	0.00%	$0
TOTAL EMPLOYEE SERVICES	**$0**	**$0**	**$0**	**$0**	**$0**	**$0**	**$0**	**$0**	**$0**	**$0**	**0.00%**	**$0**
226 UNAMORT. BOND DISCOUNT	$0	$0	$0	$0	$0	$0	$0	$0	$0	$0	0.00%	$0
227 AMORT. DEFERRED REFUNDING	$0	$0	$0	$0	$0	$0	$0	$0	$0	$0	0.00%	$0
228 AMORTIZED BOND DISCOUNT	$0	$0	$0	$0	$0	$0	$0	$0	$0	$0	0.00%	$0
258 TREATED WATER	$1,598,523	$1,665,129	$1,998,154	$2,000,000	$0	$0	$1,998,000	$2,000,000	$0	$2,000,000	0.00%	$0
259 MISC SUPPLIES COVID-19	$0	$0	$2,991	$0	$0	$0	$0	$0	$0	$0	0.00%	$0
264 COMPUTER ACCESSORIES	$0	$0	$0	$0	$0	$0	$0	$0	$0	$0	0.00%	$0
267 COMPUTERS	$0	$0	$0	$0	$0	$0	$0	$0	$0	$0	0.00%	$0
TOTAL OPERATIONAL SUPPLIES AND EQUIPMENT	**$1,598,523**	**$1,665,129**	**$2,001,146**	**$2,000,000**	**$0**	**$0**	**$1,998,000**	**$2,000,000**	**$0**	**$2,000,000**	**0.00%**	**$0**
312 ANNUAL LEASE	$0	$0	$0	$0	$0	$0	$0	$0	$0	$0	0.00%	$0
321 LIGHT AND POWER	$0	$0	$0	$0	$0	$0	$0	$0	$0	$0	0.00%	$0
322 NATURAL GAS, PROPANE	$0	$0	$0	$0	$0	$0	$0	$0	$0	$0	0.00%	$0
323 TRUNK TELEPHONE SYSTEM	$0	$0	$0	$0	$0	$0	$0	$0	$0	$0	0.00%	$0
TOTAL FACILITIES OPERATIONS / MAINTENANCE	**$0**	**$0**	**$0**	**$0**	**$0**	**$0**	**$0**	**$0**	**$0**	**$0**	**0.00%**	**$0**
511 LEGAL SERVICES	$27,963	$15,886	$22,933	$15,000	$0	$0	$13,500	$15,000	$0	$15,000	0.00%	$0
512 ENGINEERING SERVICES	$0	$82,969	$153,324	$150,000	$0	$0	$200,000	$200,000	$0	$200,000	33.33%	$0
519 OTHER PROFESSIONAL SERVICES	$0	$40,212	$0	$0	$0	$0	$0	$0	$0	$0	0.00%	$0
521 COUNTY RECORDING FEES	$0	$0	$0	$0	$0	$0	$0	$0	$0	$0	0.00%	$0
522 INSURANCE AND BONDS	$27,497	$29,281	$27,936	$28,000	$0	$0	$35,000	$39,800	$0	$39,800	42.14%	$0
523 OUTSIDE PRINTING	$0	$0	$0	$0	$0	$0	$0	$0	$0	$0	0.00%	$0
528 ADVERTISING	$0	$0	$0	$0	$0	$0	$0	$0	$0	$0	0.00%	$0
532 SOFTWARE MAINT/LICENSE	$0	$0	$0	$0	$0	$0	$0	$0	$0	$0	0.00%	$0
536 EXTENDED MAINTENANCE WARRANTY	$0	$0	$0	$0	$0	$0	$0	$0	$0	$0	0.00%	$0
537 BANK FINANCE CHARGES	$2,571	$2,584	$2,470	$2,000	$0	$0	$2,000	$2,000	$0	$2,000	0.00%	$0
539 OTHER CONTRACT SERVICES	$0	$136	$132,864	$0	$0	$0	$42,500	$0	$0	$0	0.00%	$0
543 CREDIT CARD FEES	$46,438	$49,550	$66,835	$50,000	$0	$0	$60,000	$65,000	$0	$65,000	30.00%	$0
TOTAL CONTRACT SERVICES AND FEES	**$104,468**	**$220,618**	**$406,363**	**$245,000**	**$0**	**$0**	**$353,000**	**$321,800**	**$0**	**$321,800**	**31.35%**	**$0**
601 DEPRECIATION - FIXED ASSETS	$0	$0	$0	$0	$0	$0	$0	$0	$0	$0	0.00%	$0
651 BAD DEBT	$31,649	$19,310	$46,233	$45,000	$0	$0	$25,000	$45,000	$0	$45,000	0.00%	$0
TOTAL DEPRECIATION EXPENSE	**$31,649**	**$19,310**	**$46,233**	**$45,000**	**$0**	**$0**	**$25,000**	**$45,000**	**$0**	**$45,000**	**0.00%**	**$0**
719 OTHER CAPITAL OUTLAY	$0	$0	$105,000	$0	$0	$0	$0	$0	$0	$0	0.00%	$0
725 OTHER EQUIPMENT	$0	$0	$0	$0	$0	$0	$0	$0	$0	$0	0.00%	$0
741 PURCHASE LAND	$0	$0	$0	$0	$0	$0	$0	$0	$0	$0	0.00%	$0
743 PAYMENT FOR EASEMENTS	$0	$0	$0	$0	$0	$0	$0	$0	$0	$0	0.00%	$0
TOTAL CAPITAL OUTLAY	**$0**	**$0**	**$105,000**	**$0**	**$0**	**$0**	**$0**	**$0**	**$0**	**$0**	**0.00%**	**$0**
814 TRANSFER TO CIP	$195,641	$0	$0	$325,000	$0	$0	$325,000	$325,000	$0	$325,000	0.00%	$0
815 INTERFUND TRANSFERS OUT	$1,250,000	$1,250,000	$1,600,000	$1,600,000	$0	$0	$1,600,000	$1,600,000	$0	$1,600,000	0.00%	$0

821 FINANCIAL/ADMIN SERVICES	$0	$0	$0	$0	$0	$0	$0	$0	$0	$0	0.00%	$0
831 CONTINGENCY RESERVES	$0	$0	$0	$0	$0	$0	$0	$0	$0	$0	0.00%	$0
832 PAYMENT OF CLAIMS	$0	$0	$0	$0	$0	$0	$0	$0	$0	$0	0.00%	$0
833 PAYMENT OF REFUND	$0	$5,790	$275	$0	$0	$0	$0	$0	$0	$0	0.00%	$0
835 RESERVE FOR PERSONNEL	$0	$0	$0	$5,000	$0	$0	$0	$5,000	$0	$5,000	0.00%	$0
836 RESERVE FOR WORKING CAPITAL	$0	$0	$0	$225,000	$0	$0	$225,000	$225,000	$0	$225,000	0.00%	$0
837 RESERVE FOR RATE STABILIZATION	$0	$0	$0	$140,000	$0	$0	$0	$140,000	$0	$140,000	0.00%	$0
TOTAL CONTRIBUTIONS / CONTINGENCY	**$1,445,641**	**$1,255,790**	**$1,600,275**	**$2,295,000**	**$0**	**$0**	**$2,150,000**	**$2,295,000**	**$0**	**$2,295,000**	**0.00%**	**$0**
912 INTEREST (SHORT TERM)	$0	$0	$0	$0	$0	$0	$0	$290,000	$0	$290,000	0.00%	$0
913 CAPITAL LEASE SHORT TERM	$0	$0	$0	$0	$0	$0	$0	$0	$0	$0	0.00%	$0
921 TRANSFER TO IANDS PRINCIPAL	$91,113	$1,515,000	$1,630,000	$1,735,000	$0	$0	$1,735,000	$1,800,000	$0	$1,800,000	3.75%	$1,865,000
922 TRANSFER TO IANDS INTEREST	$854,137	$823,960	$990,416	$881,376	$0	$0	$881,376	$818,490	$0	$818,490	-7.13%	$751,977
925 WTTB	$0	$0	$0	$0	$0	$0	$0	$0	$0	$0	0.00%	$0
950 BOND DISCOUNT AMORTIZATION	$0	$0	$0	$0	$0	$0	$0	$0	$0	$0	0.00%	$0
951 AMORTIZATION OF BOND COSTS	$0	$0	$0	$0	$0	$0	$0	$0	$0	$0	0.00%	$0
952 AMORTIZATION OF DEFERRED REF	$0	$0	$0	$0	$0	$0	$0	$0	$0	$0	0.00%	$0
955 BOND ISSUANCE COSTS	$0	$0	$0	$0	$0	$0	$0	$65,000	$0	$65,000	0.00%	$0
TOTAL DEBT SERVICE	**$945,250**	**$2,338,960**	**$2,620,416**	**$2,616,376**	**$0**	**$0**	**$2,616,376**	**$2,973,490**	**$0**	**$2,973,490**	**13.65%**	**$2,616,977**
TOTAL PUBLIC UTILITIES FUND | NON-DEPARTMENTAL	**$4,125,532**	**$5,499,807**	**$6,779,432**	**$7,201,376**	**$0**	**$0**	**$7,142,376**	**$7,635,290**	**$0**	**$7,635,290**	**6.03%**	**$2,616,977**

Utility Impact Fee Fund

ORGUNIT	DEPTDIV	ACT18	ACT19	ACT20	BUD21	EST21	BASE22	PACKAGES22	PROP22	DIFFERENCE	%
345-340	UTILITY IMPACT FEE FUND | 340 REVENUES	$159,043	$387,545	$535,770	$250,000	$500,000	$425,000	$0	$425,000	$175,000	70.0%
REVENUES		**$159,043**	**$387,545**	**$535,770**	**$250,000**	**$500,000**	**$425,000**	**$0**	**$425,000**	**$175,000**	**70.0%**
345-592	UTILITY IMPACT FEE FUND | NON-DEPARTMENTAL	$19,769	$1,500	$8,716	$125,000	$150,000	$160,000	$0	$160,000	$35,000	28.0%
EXPENSES		**$19,769**	**$1,500**	**$8,716**	**$125,000**	**$150,000**	**$160,000**	**$0**	**$160,000**	**$35,000**	**28.0%**
345 UTILITY IMPACT FEE FUND		**$139,274**	**$386,045**	**$527,054**	**$125,000**	**$350,000**	**$265,000**	**$0**	**$265,000**		

CITY OF TAYLOR
ORGUNIT DETAILS

ORGUNIT: 345-340
FUND: 345 UTILITY IMPACT FEE FUND
DEPARTMENT: 345 UTILITY IMPACT FEE FUND
DEPTDIV: UTILITY IMPACT FEE FUND | 340 REVENUES

	FY 2018	FY 2019	FY 2020	FY 2021				FY 2022				FY 2023
ACCOUNTS / CATEGORIES	ACTUAL	ACTUAL	ACTUAL	BUDGET	AMENDED	ACTUAL	ESTIMATED	BASE	PACKAGES	PROPOSED	% CHG	PLANNING
323 WATER CAP. IMPACT FEE	$95,726	$230,176	$316,830	$150,000	$0	$0	$300,000	$250,000	$0	$250,000	66.67%	$0
324 SEWER CAP. IMPACT FEE	$63,317	$157,369	$218,940	$100,000	$0	$0	$200,000	$175,000	$0	$175,000	75.00%	$0
TOTAL CHARGES FOR SERVICE	**$159,043**	**$387,545**	**$535,770**	**$250,000**	**$0**	**$0**	**$500,000**	**$425,000**	**$0**	**$425,000**	**70.00%**	**$0**
TOTAL UTILITY IMPACT FEE FUND | 340 REVENUES	**$159,043**	**$387,545**	**$535,770**	**$250,000**	**$0**	**$0**	**$500,000**	**$425,000**	**$0**	**$425,000**	**70.00%**	**$0**

CITY OF TAYLOR
ORGUNIT DETAILS

ORGUNIT: 345-592
FUND: 345 UTILITY IMPACT FEE FUND
DEPARTMENT: 592 NON-DEPARTMENTAL
DEPTDIV: UTILITY IMPACT FEE FUND | NON-DEPARTMENTAL

	FY 2018	FY 2019	FY 2020	FY 2021				FY 2022				FY 2023
ACCOUNTS / CATEGORIES	ACTUAL	ACTUAL	ACTUAL	BUDGET	AMENDED	ACTUAL	ESTIMATED	BASE	PACKAGES	PROPOSED	% CHG	PLANNING
512 ENGINEERING SERVICES	$0	$0	$0	$0	$0	$0	$0	$0	$0	$0	0.00%	$0
539 OTHER CONTRACT SERVICES	$0	$0	$8,716	$125,000	$0	$0	$150,000	$160,000	$0	$160,000	28.00%	$0
TOTAL CONTRACT SERVICES AND FEES	**$0**	**$0**	**$8,716**	**$125,000**	**$0**	**$0**	**$150,000**	**$160,000**	**$0**	**$160,000**	**28.00%**	**$0**
746 CONSTRUCTION IMPROVE-GRANTS	$0	$0	$0	$0	$0	$0	$0	$0	$0	$0	0.00%	$0
TOTAL CAPITAL OUTLAY	**$0**	**$0**	**$0**	**$0**	**$0**	**$0**	**$0**	**$0**	**$0**	**$0**	**0.00%**	**$0**
815 INTERFUND TRANSFERS OUT	$19,769	$0	$0	$0	$0	$0	$0	$0	$0	$0	0.00%	$0
833 PAYMENT OF REFUND	$0	$1,500	$0	$0	$0	$0	$0	$0	$0	$0	0.00%	$0
TOTAL CONTRIBUTIONS / CONTINGENCY	**$19,769**	**$1,500**	**$0**	**$0**	**$0**	**$0**	**$0**	**$0**	**$0**	**$0**	**0.00%**	**$0**
TOTAL UTILITY IMPACT FEE FUND | NON-DEPARTMENTAL	**$19,769**	**$1,500**	**$8,716**	**$125,000**	**$0**	**$0**	**$150,000**	**$160,000**	**$0**	**$160,000**	**28.00%**	**$0**

Proprietary Funds

Airport Fund

ORGUNIT	DEPTDIV	ACT18	ACT19	ACT20	BUD21	EST21	BASE22	PACKAGES22	PROP22	DIFFERENCE	%
350-330	AIRPORT FUND | 330 REVENUES	$2,646	$13,924	$16,710	$4,000	$9,000	$10,000	$0	$10,000	$6,000	150.0%
350-340	AIRPORT FUND | 340 REVENUES	$390,631	$403,628	$382,656	$410,700	$383,500	$447,700	$0	$447,700	$37,000	9.0%
350-420	AIRPORT FUND | 420 REVENUES	$0	$2,296	$0	$0	$0	$0	$0	$0	$0	0.0%
350-430	AIRPORT FUND | 430 REVENUES	$35,710	$23,491	$9,349	$12,000	$1,100	$1,500	$0	$1,500	($10,500)	-87.5%
350-440	AIRPORT FUND | 440 REVENUES	$0	$0	$0	$0	$0	$0	$0	$0	$0	0.0%
350-450	AIRPORT FUND | 450 REVENUES	$0	$0	$0	$0	$0	$0	$0	$0	$0	0.0%
REVENUES		**$428,987**	**$443,339**	**$408,715**	**$426,700**	**$393,600**	**$459,200**	**$0**	**$459,200**	**$32,500**	**7.6%**
350-732	AIRPORT FUND | AIRPORT OPERATIONS	$435,529	$399,495	$413,542	$426,342	$450,106	$455,130	$0	$455,130	$28,788	6.8%
EXPENSES		**$435,529**	**$399,495**	**$413,542**	**$426,342**	**$450,106**	**$455,130**	**$0**	**$455,130**	**$28,788**	**6.8%**
350 AIRPORT FUND		**($6,542)**	**$43,844**	**($4,827)**	**$358**	**($56,506)**	**$4,070**	**$0**	**$4,070**		

CITY OF TAYLOR
ORGUNIT DETAILS

ORGUNIT: 350-330
FUND: 350 AIRPORT FUND
DEPARTMENT: 350 AIRPORT FUND
DEPTDIV: AIRPORT FUND | 330 REVENUES

	FY 2018	FY 2019	FY 2020	FY 2021				FY 2022				FY 2023
ACCOUNTS / CATEGORIES	ACTUAL	ACTUAL	ACTUAL	BUDGET	AMENDED	ACTUAL	ESTIMATED	BASE	PACKAGES	PROPOSED	% CHG	PLANNING
229 OTHER STATE GRANTS/REIMBURSE	$2,646	$13,924	$16,710	$4,000	$0	$0	$9,000	$10,000	$0	$10,000	150.00%	$0
234 TEDC CONTRIBUTIONS	$0	$0	$0	$0	$0	$0	$0	$0	$0	$0	0.00%	$0
239 OTHER LOCAL CONTRIBUTIONS	$0	$0	$0	$0	$0	$0	$0	$0	$0	$0	0.00%	$0
TOTAL INTERGOVERNMENTAL REVENUES	**$2,646**	**$13,924**	**$16,710**	**$4,000**	**$0**	**$0**	**$9,000**	**$10,000**	**$0**	**$10,000**	**150.00%**	**$0**
TOTAL AIRPORT FUND | 330 REVENUES	**$2,646**	**$13,924**	**$16,710**	**$4,000**	**$0**	**$0**	**$9,000**	**$10,000**	**$0**	**$10,000**	**150.00%**	**$0**

CITY OF TAYLOR
ORGUNIT DETAILS

ORGUNIT: 350-340
FUND: 350 AIRPORT FUND
DEPARTMENT: 350 AIRPORT FUND
DEPTDIV: AIRPORT FUND | 340 REVENUES

	FY 2018	FY 2019	FY 2020	FY 2021				FY 2022				FY 2023
ACCOUNTS / CATEGORIES	ACTUAL	ACTUAL	ACTUAL	BUDGET	AMENDED	ACTUAL	ESTIMATED	BASE	PACKAGES	PROPOSED	% CHG	PLANNING
281 T-HANGER RENT	$198,060	$224,171	$223,848	$230,000	$0	$0	$228,000	$241,000	$0	$241,000	4.78%	$0
282 F. B. OPERATOR HANGER RENT	$0	$0	$0	$0	$0	$0	$0	$0	$0	$0	0.00%	$0
283 GROUND LEASES	$2,280	$1,053	$3,506	$0	$0	$0	$0	$0	$0	$0	0.00%	$0
284 SALE OF AV GAS	$155,920	$147,161	$127,923	$150,000	$0	$0	$120,000	$166,000	$0	$166,000	10.67%	$0
285 SALE OF JET A FUEL	$33,519	$30,445	$26,969	$30,000	$0	$0	$35,000	$40,000	$0	$40,000	33.33%	$0
374 LATE PAYMENT FEES	$853	$799	$411	$700	$0	$0	$500	$700	$0	$700	0.00%	$0
TOTAL CHARGES FOR SERVICE	**$390,631**	**$403,628**	**$382,656**	**$410,700**	**$0**	**$0**	**$383,500**	**$447,700**	**$0**	**$447,700**	**9.01%**	**$0**
TOTAL AIRPORT FUND | 340 REVENUES	**$390,631**	**$403,628**	**$382,656**	**$410,700**	**$0**	**$0**	**$383,500**	**$447,700**	**$0**	**$447,700**	**9.01%**	**$0**

CITY OF TAYLOR
ORGUNIT DETAILS

ORGUNIT: 350-420
FUND: 350 AIRPORT FUND
DEPARTMENT: 350 AIRPORT FUND
DEPTDIV: AIRPORT FUND | 420 REVENUES

	FY 2018	FY 2019	FY 2020	FY 2021				FY 2022				FY 2023
ACCOUNTS / CATEGORIES	ACTUAL	ACTUAL	ACTUAL	BUDGET	AMENDED	ACTUAL	ESTIMATED	BASE	PACKAGES	PROPOSED	% CHG	PLANNING
329 PAYMENT OF CLAIMS	$0	$2,296	$0	$0	$0	$0	$0	$0	$0	$0	0.00%	$0
TOTAL ASSESSMENTS	**$0**	**$2,296**	**$0**	**$0**	**$0**	**$0**	**$0**	**$0**	**$0**	**$0**	**0.00%**	**$0**
TOTAL AIRPORT FUND | 420 REVENUES	**$0**	**$2,296**	**$0**	**$0**	**$0**	**$0**	**$0**	**$0**	**$0**	**$0**	**0.00%**	**$0**

CITY OF TAYLOR
ORGUNIT DETAILS

ORGUNIT: 350-430
FUND: 350 AIRPORT FUND
DEPARTMENT: 350 AIRPORT FUND
DEPTDIV: AIRPORT FUND | 430 REVENUES

	FY 2018	FY 2019	FY 2020	FY 2021				FY 2022				FY 2023
ACCOUNTS / CATEGORIES	ACTUAL	ACTUAL	ACTUAL	BUDGET	AMENDED	ACTUAL	ESTIMATED	BASE	PACKAGES	PROPOSED	% CHG	PLANNING
331 INTEREST INCOME	$15,354	$23,491	$9,143	$12,000	$0	$0	$1,100	$1,500	$0	$1,500	-87.50%	$0
334 MISCELLANEOUS REVENUE	$0	$0	$0	$0	$0	$0	$0	$0	$0	$0	0.00%	$0
335 REIMBURSEMENTS/REFUNDS	$20,356	$0	$206	$0	$0	$0	$0	$0	$0	$0	0.00%	$0
TOTAL USE OF MONEY AND PROPERTY	**$35,710**	**$23,491**	**$9,349**	**$12,000**	**$0**	**$0**	**$1,100**	**$1,500**	**$0**	**$1,500**	**-87.50%**	**$0**
TOTAL AIRPORT FUND | 430 REVENUES	**$35,710**	**$23,491**	**$9,349**	**$12,000**	**$0**	**$0**	**$1,100**	**$1,500**	**$0**	**$1,500**	**-87.50%**	**$0**

CITY OF TAYLOR
ORGUNIT DETAILS

ORGUNIT: 350-440
FUND: 350 AIRPORT FUND
DEPARTMENT: 350 AIRPORT FUND
DEPTDIV: AIRPORT FUND | 440 REVENUES

	FY 2018	FY 2019	FY 2020	FY 2021				FY 2022				FY 2023
ACCOUNTS / CATEGORIES	ACTUAL	ACTUAL	ACTUAL	BUDGET	AMENDED	ACTUAL	ESTIMATED	BASE	PACKAGES	PROPOSED	% CHG	PLANNING
356 SALES AND OTHER FUND RAISERS	$0	$0	$0	$0	$0	$0	$0	$0	$0	$0	0.00%	$0
TOTAL DONATIONS FROM PRIVATE SOURCES	**$0**	**$0**	**$0**	**$0**	**$0**	**$0**	**$0**	**$0**	**$0**	**$0**	**0.00%**	**$0**
TOTAL AIRPORT FUND | 440 REVENUES	**$0**	**$0**	**$0**	**$0**	**$0**	**$0**	**$0**	**$0**	**$0**	**$0**	**0.00%**	**$0**

CITY OF TAYLOR
ORGUNIT DETAILS

ORGUNIT: 350-450
FUND: 350 AIRPORT FUND
DEPARTMENT: 350 AIRPORT FUND
DEPTDIV: AIRPORT FUND | 450 REVENUES

	FY 2018	FY 2019	FY 2020	FY 2021				FY 2022				FY 2023
ACCOUNTS / CATEGORIES	ACTUAL	ACTUAL	ACTUAL	BUDGET	AMENDED	ACTUAL	ESTIMATED	BASE	PACKAGES	PROPOSED	% CHG	PLANNING
370 INTERFUND TRANSFER IN	$0	$0	$0	$0	$0	$0	$0	$0	$0	$0	0.00%	$0
TOTAL INTERFUND OPERATING TRANSFERS	**$0**	**$0**	**$0**	**$0**	**$0**	**$0**	**$0**	**$0**	**$0**	**$0**	**0.00%**	**$0**
TOTAL AIRPORT FUND | 450 REVENUES	**$0**	**$0**	**$0**	**$0**	**$0**	**$0**	**$0**	**$0**	**$0**	**$0**	**0.00%**	**$0**

CITY OF TAYLOR
ORGUNIT DETAILS

ORGUNIT: 350-732
FUND: 350 AIRPORT FUND
DEPARTMENT: 732 AIRPORT OPERATIONS
DEPTDIV: AIRPORT FUND | AIRPORT OPERATIONS

	FY 2018	FY 2019	FY 2020	FY 2021				FY 2022				FY 2023
ACCOUNTS / CATEGORIES	ACTUAL	ACTUAL	ACTUAL	BUDGET	AMENDED	ACTUAL	ESTIMATED	BASE	PACKAGES	PROPOSED	% CHG	PLANNING
111 REGULAR FULL TIME	$45,783	$49,635	$51,537	$51,124	$0	$0	$65,540	$71,560	$0	$71,560	39.97%	$0
114 OVERTIME	$152	$289	$447	$400	$0	$0	$500	$600	$0	$600	50.00%	$600
115 LONGEVITY PAY	$360	$432	$540	$576	$0	$0	$575	$650	$0	$650	12.85%	$0
116 REGULAR PART TIME	$11,874	$12,844	$13,367	$12,241	$0	$0	$12,241	$0	$0	$0	-100.00%	$0
117 TEMPORARY/SEASONAL	($0)	$0	$0	$0	$0	$0	$0	$0	$0	$0	0.00%	$0
118 INSURANCE ALLOWANCE	$1,200	$1,200	$1,210	$0	$0	$0	$1,200	$1,200	$0	$1,200	0.00%	$0
119 CERTIFICATION PAY	$0	$0	$0	$0	$0	$0	$0	$0	$0	$0	0.00%	$0
120 UNUM LIFE	$116	$115	$214	$128	$0	$0	$130	$130	$0	$130	1.56%	$0
121 FICA SOCIAL SECURITY	$4,252	$4,900	$5,074	$4,906	$0	$0	$5,040	$5,630	$0	$5,630	14.76%	$0
122 WORKERS COMPENSATION	$100	$549	$179	$144	$0	$0	$145	$145	$0	$145	0.69%	$0
123 STATE UNEMPLOYMENT TAXES	$324	$18	$288	$243	$0	$0	$243	$243	$0	$243	0.00%	$0
124 RETIREMENT-TMRS	$10,592	$7,824	$8,564	$8,520	$0	$0	$8,750	$9,880	$0	$9,880	15.96%	$0
126 HEALTH INSURANCE	$0	$1,230	$3,137	$3,383	$0	$0	$3,690	$3,875	$0	$3,875	14.54%	$0
127 DENTAL INSURANCE	$354	$284	$593	$465	$0	$0	$465	$475	$0	$475	2.15%	$0
128 LONG TERM DISABILITY	$136	$161	$227	$190	$0	$0	$190	$215	$0	$215	13.16%	$0
129 VISION INSURANCE	$47	$51	$77	$72	$0	$0	$72	$75	$0	$75	4.17%	$0
131 UNIFORMS (BUY)	$210	$238	$0	$300	$0	$0	$300	$300	$0	$300	0.00%	$0
142 PROFESSIONAL CONFERENCES	$0	$0	$75	$260	$0	$0	$200	$260	$0	$260	0.00%	$260
144 SUBSCRIPTIONS AND BOOKS	$129	$159	$0	$200	$0	$0	$100	$200	$0	$200	0.00%	$200
146 TRAINING- TRANSPORTATION	$0	$0	$0	$100	$0	$0	$0	$100	$0	$100	0.00%	$100
147 TRAINING- LODGING	$0	$0	$0	$100	$0	$0	$0	$100	$0	$100	0.00%	$100
148 TRAINING- MEALS	$0	$0	$0	$0	$0	$0	$0	$0	$0	$0	0.00%	$0
TOTAL EMPLOYEE SERVICES	**$75,630**	**$79,930**	**$85,529**	**$83,352**	**$0**	**$0**	**$99,381**	**$95,638**	**$0**	**$95,638**	**14.74%**	**$1,260**
211 GENERAL OFFICE SUPPLIES	$478	$694	$270	$700	$0	$0	$700	$700	$0	$700	0.00%	$700
214 COMPUTER SUPPLIES	$261	$189	$245	$300	$0	$0	$300	$300	$0	$300	0.00%	$300
215 POSTAGE	$0	$13	$0	$100	$0	$0	$50	$50	$0	$50	-50.00%	$50
217 OFFICE SECURITY	$187	$3,166	$2,258	$2,300	$0	$0	$2,500	$2,700	$0	$2,700	17.39%	$3,000
226 MISC. HARDWARE	$0	$0	$0	$0	$0	$0	$0	$0	$0	$0	0.00%	$0
232 FOOD/MEALS	$0	$0	$0	$0	$0	$0	$0	$0	$0	$0	0.00%	$0
233 CITY SPONSORED EVENTS	$0	$0	$0	$700	$0	$0	$700	$700	$0	$700	0.00%	$700
256 MINOR TOOLS/INSTRUMENTS	$0	$252	$255	$200	$0	$0	$200	$200	$0	$200	0.00%	$200
259 MISC SUPPLIES COVID-19	$0	$0	$206	$0	$0	$0	$0	$0	$0	$0	0.00%	$0
261 OFFICE FURNITURE	$0	$90	$0	$0	$0	$0	$0	$0	$0	$0	0.00%	$0
264 COMPUTER ACCESSORIES	$0	$0	$0	$150	$0	$0	$150	$150	$0	$150	0.00%	$150
267 COMPUTERS	$628	$0	$0	$500	$0	$0	$500	$1,100	$0	$1,100	120.00%	$0
269 OTHER OFFICE EQUIPMENT	$648	$0	$0	$0	$0	$0	$0	$0	$0	$0	0.00%	$0
271 GROUNDS KEEPING EQUIPMENT	$0	$206	$0	$0	$0	$0	$0	$0	$0	$0	0.00%	$0
TOTAL OPERATIONAL SUPPLIES AND EQUIPMENT	**$2,202**	**$4,610**	**$3,235**	**$4,950**	**$0**	**$0**	**$5,100**	**$5,900**	**$0**	**$5,900**	**19.19%**	**$5,100**
321 LIGHT AND POWER	$7,320	$7,161	$6,029	$6,930	$0	$0	$6,700	$7,100	$0	$7,100	2.45%	$0
323 TRUNK TELEPHONE SYSTEM	$844	$1,596	$1,278	$850	$0	$0	$1,400	$1,400	$0	$1,400	64.71%	$0

324 CELL PHONES	$941	$833	$647	$600	$0	$0	$600	$600	$0	$600	0.00%	$0
325 PAGERS	$0	$0	$0	$0	$0	$0	$0	$0	$0	$0	0.00%	$0
341 ROOFING REPAIRS	$0	$0	$0	$0	$0	$0	$0	$0	$0	$0	0.00%	$0
342 ELECTRICAL REPAIRS	$0	$0	$0	$0	$0	$0	$0	$0	$0	$0	0.00%	$0
343 HEATING/COOLING REPAIRS	$0	$0	$0	$0	$0	$0	$0	$0	$0	$0	0.00%	$0
344 PLUMBING REPAIRS	$0	$0	$0	$0	$0	$0	$0	$0	$0	$0	0.00%	$0
345 CARPENTRY/PAINTING	$0	$0	$0	$0	$0	$0	$0	$0	$0	$0	0.00%	$0
346 CONCRETE MASONARY	$0	$0	$0	$0	$0	$0	$0	$0	$0	$0	0.00%	$0
349 MISC REPAIRS/MAINT	$7,284	$10,686	$15,220	$18,650	$0	$0	$18,650	$19,000	$0	$19,000	1.88%	$19,500
352 CLEANING SUPPLIES	$72	$53	$51	$100	$0	$0	$100	$100	$0	$100	0.00%	$100
353 CLEANING SUPPLIES	$82	$84	$57	$100	$0	$0	$100	$100	$0	$100	0.00%	$100
TOTAL FACILITIES OPERATIONS / MAINTENANCE	**$16,543**	**$20,413**	**$23,281**	**$27,230**	**$0**	**$0**	**$27,550**	**$28,300**	**$0**	**$28,300**	**3.93%**	**$19,700**
414 MOTOR VEHICLE RENTAL	$6,500	$6,900	$6,775	$7,000	$0	$0	$6,775	$8,000	$0	$8,000	14.29%	$0
419 REPLACEMENT FUND CONTRIBUTION	$6,032	$4,645	$10,094	$0	$0	$0	$0	$3,938	$0	$3,938	0.00%	$3,938
421 FUEL, OIL, LUBRICANTS	$0	$0	$0	$0	$0	$0	$0	$0	$0	$0	0.00%	$0
422 AV GAS FUEL PURCHASES	$140,039	$131,004	$134,194	$153,200	$0	$0	$153,200	$156,500	$0	$156,500	2.15%	$160,000
423 JET A FUEL PURCHASES	$28,093	$21,892	$14,547	$17,000	$0	$0	$23,000	$23,500	$0	$23,500	38.24%	$24,000
436 OTHER EQUIP MAINT/REPAIR	$0	$0	$0	$0	$0	$0	$0	$0	$0	$0	0.00%	$0
TOTAL EQUIPMENT OPERATIONS / MAINTENANCE	**$180,664**	**$164,441**	**$165,610**	**$177,200**	**$0**	**$0**	**$182,975**	**$191,938**	**$0**	**$191,938**	**8.32%**	**$187,938**
512 ENGINEERING SERVICES	$0	$0	$0	$0	$0	$0	$0	$0	$0	$0	0.00%	$0
519 OTHER PROFESSIONAL SERVICES	$0	$0	$0	$0	$0	$0	$0	$0	$0	$0	0.00%	$0
522 INSURANCE AND BONDS	$6,346	$6,395	$7,952	$6,500	$0	$0	$8,200	$8,250	$0	$8,250	26.92%	$0
526 TESTING/CERT. PERMITS	$194	$200	$302	$400	$0	$0	$300	$400	$0	$400	0.00%	$400
528 ADVERTISING	$335	$0	$82	$260	$0	$0	$150	$260	$0	$260	0.00%	$260
532 SOFTWARE MAINT/LICENSE	$3,062	$1,675	$1,675	$2,650	$0	$0	$2,650	$2,650	$0	$2,650	0.00%	$2,650
536 EXTENDED MAINTENANCE WARRANTY	$0	$0	$0	$0	$0	$0	$0	$0	$0	$0	0.00%	$0
537 BANK FINANCE CHARGES	$204	$204	$204	$0	$0	$0	$0	$0	$0	$0	0.00%	$0
539 OTHER CONTRACT SERVICES	$1,129	$1,068	$1,972	$2,100	$0	$0	$2,100	$2,200	$0	$2,200	4.76%	$2,300
543 CREDIT CARD FEES	$0	$0	$0	$0	$0	$0	$0	$0	$0	$0	0.00%	$0
TOTAL CONTRACT SERVICES AND FEES	**$11,270**	**$9,542**	**$12,187**	**$11,910**	**$0**	**$0**	**$13,400**	**$13,760**	**$0**	**$13,760**	**15.53%**	**$5,610**
601 DEPRECIATION - FIXED ASSETS	$89,197	$0	$0	$0	$0	$0	$0	$0	$0	$0	0.00%	$0
651 BAD DEBT	$298	$0	$0	$0	$0	$0	$0	$0	$0	$0	0.00%	$0
TOTAL DEPRECIATION EXPENSE	**$89,495**	**$0**	**$0**	**$0**	**$0**	**$0**	**$0**	**$0**	**$0**	**$0**	**0.00%**	**$0**
712 COMMUNICATION EQUIPMENT	$0	$0	$0	$0	$0	$0	$0	$0	$0	$0	0.00%	$0
714 COMPUTER EQUIPMENT	$0	$0	$0	$0	$0	$0	$0	$0	$0	$0	0.00%	$0
725 OTHER EQUIPMENT	$0	$0	$0	$0	$0	$0	$0	$0	$0	$0	0.00%	$0
TOTAL CAPITAL OUTLAY	**$0**	**$0**	**$0**	**$0**	**$0**	**$0**	**$0**	**$0**	**$0**	**$0**	**0.00%**	**$0**
815 INTERFUND TRANSFERS OUT	$15,000	$15,000	$15,000	$15,000	$0	$0	$15,000	$15,000	$0	$15,000	0.00%	$15,000
821 FINANCIAL/ADMIN SERVICES	$0	$0	$0	$0	$0	$0	$0	$0	$0	$0	0.00%	$0
831 CONTINGENCY RESERVES	$0	$0	$0	$0	$0	$0	$0	$0	$0	$0	0.00%	$0
833 PAYMENT OF REFUND	$0	$0	$0	$0	$0	$0	$0	$0	$0	$0	0.00%	$0
835 RESERVE FOR PERSONNEL	$0	$0	$0	$0	$0	$0	$0	$0	$0	$0	0.00%	$0
TOTAL CONTRIBUTIONS / CONTINGENCY	**$15,000**	**$15,000**	**$15,000**	**$15,000**	**$0**	**$0**	**$15,000**	**$15,000**	**$0**	**$15,000**	**0.00%**	**$15,000**
901 REPAY LOAN FROM GENERAL FUND	$0	$0	$0	$0	$0	$0	$0	$0	$0	$0	0.00%	$0

902 INTEREST EXPENSE	($2,636)	$0	$0	$0	$0	$0	$0	$0	$0	$0	0.00%	$0
911 PRINCIPAL - SHORT TERM	$0	$0	$0	$0	$0	$0	$0	$0	$0	$0	0.00%	$0
921 TRANSFER TO IANDS PRINCIPAL	$0	$60,000	$65,000	$65,000	$0	$0	$65,000	$65,000	$0	$65,000	0.00%	$70,000
922 TRANSFER TO IANDS INTEREST	$47,360	$45,560	$43,700	$41,700	$0	$0	$41,700	$39,594	$0	$39,594	-5.05%	$37,488
925 BOND ISSUANCE COSTS	$0	$0	$0	$0	$0	$0	$0	$0	$0	$0	0.00%	$0
951 AMORTIZATION OF BOND COSTS	$0	$0	$0	$0	$0	$0	$0	$0	$0	$0	0.00%	$0
952 AMORTIZATION OF DEFERRED REF	$0	$0	$0	$0	$0	$0	$0	$0	$0	$0	0.00%	$0
TOTAL DEBT SERVICE	**$44,724**	**$105,560**	**$108,700**	**$106,700**	**$0**	**$0**	**$106,700**	**$104,594**	**$0**	**$104,594**	**-1.97%**	**$107,488**
TOTAL AIRPORT FUND | AIRPORT OPERATIONS	**$435,529**	**$399,495**	**$413,542**	**$426,342**	**$0**	**$0**	**$450,106**	**$455,130**	**$0**	**$455,130**	**6.75%**	**$342,096**

Proprietary Funds

Cemetery Fund

ORGUNIT	DEPTDIV	ACT18	ACT19	ACT20	BUD21	EST21	BASE22	PACKAGES22	PROP22	DIFFERENCE	%
370-330	CEMETERY OPERATING FUND | 330 REVENUES	$0	$0	$0	$0	$0	$0	$0	$0	$0	0.0%
370-340	CEMETERY OPERATING FUND | 340 REVENUES	$88,665	$121,240	$136,282	$96,000	$136,500	$171,500	$0	$171,500	$75,500	78.6%
370-430	CEMETERY OPERATING FUND | 430 REVENUES	$3,285	$1,415	$1,475	$1,000	$1,000	$1,000	$0	$1,000	$0	0.0%
370-440	CEMETERY OPERATING FUND | 440 REVENUES	$0	$0	$0	$0	$0	$0	$0	$0	$0	0.0%
370-450	CEMETERY OPERATING FUND | 450 REVENUES	$25,627	$12,510	$25,895	$12,000	$1,500	$5,000	$0	$5,000	($7,000)	-58.3%
370-460	CEMETERY OPERATING FUND | 460 REVENUES	$70,245	$76,754	$83,841	$70,000	$75,000	$80,000	$0	$80,000	$10,000	14.3%
REVENUES		**$187,822**	**$211,919**	**$247,493**	**$179,000**	**$214,000**	**$257,500**	**$0**	**$257,500**	**$78,500**	**43.9%**
370-761	CEMETERY OPERATING FUND | CEMETERY OPERATING	$160,971	$198,437	$158,898	$211,853	$253,192	$258,566	$0	$258,566	$46,713	22.0%
EXPENSES		**$160,971**	**$198,437**	**$158,898**	**$211,853**	**$253,192**	**$258,566**	**$0**	**$258,566**	**$46,713**	**22.0%**
370 CEMETERY OPERATING FUND		**$26,851**	**$13,482**	**$88,595**	**($32,853)**	**($39,192)**	**($1,066)**	**$0**	**($1,066)**		

CITY OF TAYLOR
ORGUNIT DETAILS

ORGUNIT: 370-330
FUND: 370 CEMETERY OPERATING FUND
DEPARTMENT: 370 CEMETERY OPERATING FUND
DEPTDIV: CEMETERY OPERATING FUND | 330 REVENUES

	FY 2018	FY 2019	FY 2020	FY 2021				FY 2022				FY 2023
ACCOUNTS / CATEGORIES	ACTUAL	ACTUAL	ACTUAL	BUDGET	AMENDED	ACTUAL	ESTIMATED	BASE	PACKAGES	PROPOSED	% CHG	PLANNING
216 FEMA REIMBURSEMENT	$0	$0	$0	$0	$0	$0	$0	$0	$0	$0	0.00%	$0
TOTAL INTERGOVERNMENTAL REVENUES	**$0**	**$0**	**$0**	**$0**	**$0**	**$0**	**$0**	**$0**	**$0**	**$0**	**0.00%**	**$0**
TOTAL CEMETERY OPERATING FUND | 330 REVENUES	**$0**	**$0**	**$0**	**$0**	**$0**	**$0**	**$0**	**$0**	**$0**	**$0**	**0.00%**	**$0**

CITY OF TAYLOR
ORGUNIT DETAILS

ORGUNIT: 370-340
FUND: 370 CEMETERY OPERATING FUND
DEPARTMENT: 370 CEMETERY OPERATING FUND
DEPTDIV: CEMETERY OPERATING FUND | 340 REVENUES

	FY 2018	FY 2019	FY 2020	FY 2021				FY 2022				FY 2023
ACCOUNTS / CATEGORIES	ACTUAL	ACTUAL	ACTUAL	BUDGET	AMENDED	ACTUAL	ESTIMATED	BASE	PACKAGES	PROPOSED	% CHG	PLANNING
286 GRAVE DIGGING SERVICES	$76,625	$120,280	$134,732	$95,000	$0	$0	$135,000	$170,000	$0	$170,000	78.95%	$0
287 GRAVESITE MARKING/LOCATING FEE	$12,040	$960	$1,550	$1,000	$0	$0	$1,500	$1,500	$0	$1,500	50.00%	$0
288 MONUMENT LEVELING FEE	$0	$0	$0	$0	$0	$0	$0	$0	$0	$0	0.00%	$0
289 CREDIT CARD PROCESSING FEE	$0	$0	$0	$0	$0	$0	$0	$0	$0	$0	0.00%	$0
TOTAL CHARGES FOR SERVICE	**$88,665**	**$121,240**	**$136,282**	**$96,000**	**$0**	**$0**	**$136,500**	**$171,500**	**$0**	**$171,500**	**78.65%**	**$0**
TOTAL CEMETERY OPERATING FUND | 340 REVENUES	**$88,665**	**$121,240**	**$136,282**	**$96,000**	**$0**	**$0**	**$136,500**	**$171,500**	**$0**	**$171,500**	**78.65%**	**$0**

CITY OF TAYLOR
ORGUNIT DETAILS

ORGUNIT: 370-430
FUND: 370 CEMETERY OPERATING FUND
DEPARTMENT: 370 CEMETERY OPERATING FUND
DEPTDIV: CEMETERY OPERATING FUND | 430 REVENUES

	FY 2018	FY 2019	FY 2020	FY 2021				FY 2022				FY 2023
ACCOUNTS / CATEGORIES	ACTUAL	ACTUAL	ACTUAL	BUDGET	AMENDED	ACTUAL	ESTIMATED	BASE	PACKAGES	PROPOSED	% CHG	PLANNING
331 ACCRUED INTEREST EARNED	$0	$0	$0	$0	$0	$0	$0	$0	$0	$0	0.00%	$0
333 RENTAL INCOME (LEASES)	$0	$0	$0	$0	$0	$0	$0	$0	$0	$0	0.00%	$0
334 MISCELLANEOUS REVENUE	$3,285	$1,415	$1,475	$1,000	$0	$0	$1,000	$1,000	$0	$1,000	0.00%	$0
335 REIMBURSEMENTS/REPAYMENTS	$0	$0	$0	$0	$0	$0	$0	$0	$0	$0	0.00%	$0
TOTAL USE OF MONEY AND PROPERTY	**$3,285**	**$1,415**	**$1,475**	**$1,000**	**$0**	**$0**	**$1,000**	**$1,000**	**$0**	**$1,000**	**0.00%**	**$0**
TOTAL CEMETERY OPERATING FUND | 430 REVENUES	**$3,285**	**$1,415**	**$1,475**	**$1,000**	**$0**	**$0**	**$1,000**	**$1,000**	**$0**	**$1,000**	**0.00%**	**$0**

CITY OF TAYLOR
ORGUNIT DETAILS

ORGUNIT: 370-440
FUND: 370 CEMETERY OPERATING FUND
DEPARTMENT: 370 CEMETERY OPERATING FUND
DEPTDIV: CEMETERY OPERATING FUND | 440 REVENUES

	FY 2018	FY 2019	FY 2020	FY 2021				FY 2022				FY 2023
ACCOUNTS / CATEGORIES	ACTUAL	ACTUAL	ACTUAL	BUDGET	AMENDED	ACTUAL	ESTIMATED	BASE	PACKAGES	PROPOSED	% CHG	PLANNING
359 CEMETERY MISC DONATIONS	$0	$0	$0	$0	$0	$0	$0	$0	$0	$0	0.00%	$0
TOTAL DONATIONS FROM PRIVATE SOURCES	**$0**	**$0**	**$0**	**$0**	**$0**	**$0**	**$0**	**$0**	**$0**	**$0**	**0.00%**	**$0**
TOTAL CEMETERY OPERATING FUND | 440 REVENUES	**$0**	**$0**	**$0**	**$0**	**$0**	**$0**	**$0**	**$0**	**$0**	**$0**	**0.00%**	**$0**

CITY OF TAYLOR
ORGUNIT DETAILS

ORGUNIT: 370-450
FUND: 370 CEMETERY OPERATING FUND
DEPARTMENT: 370 CEMETERY OPERATING FUND
DEPTDIV: CEMETERY OPERATING FUND | 450 REVENUES

	FY 2018	FY 2019	FY 2020	FY 2021				FY 2022				FY 2023
ACCOUNTS / CATEGORIES	ACTUAL	ACTUAL	ACTUAL	BUDGET	AMENDED	ACTUAL	ESTIMATED	BASE	PACKAGES	PROPOSED	% CHG	PLANNING
363 TRNSF IN FROM CEMETERY PERM FD	$25,627	$12,510	$25,895	$12,000	$0	$0	$1,500	$5,000	$0	$5,000	-58.33%	$0
370 INTERFUND TRANSFER IN	$0	$0	$0	$0	$0	$0	$0	$0	$0	$0	0.00%	$0
TOTAL INTERFUND OPERATING TRANSFERS	**$25,627**	**$12,510**	**$25,895**	**$12,000**	**$0**	**$0**	**$1,500**	**$5,000**	**$0**	**$5,000**	**-58.33%**	**$0**
TOTAL CEMETERY OPERATING FUND | 450 REVENUES	**$25,627**	**$12,510**	**$25,895**	**$12,000**	**$0**	**$0**	**$1,500**	**$5,000**	**$0**	**$5,000**	**-58.33%**	**$0**

CITY OF TAYLOR
ORGUNIT DETAILS

ORGUNIT: 370-460
FUND: 370 CEMETERY OPERATING FUND
DEPARTMENT: 370 CEMETERY OPERATING FUND
DEPTDIV: CEMETERY OPERATING FUND | 460 REVENUES

	FY 2018	FY 2019	FY 2020	FY 2021				FY 2022				FY 2023
ACCOUNTS / CATEGORIES	ACTUAL	ACTUAL	ACTUAL	BUDGET	AMENDED	ACTUAL	ESTIMATED	BASE	PACKAGES	PROPOSED	% CHG	PLANNING
372 CEMETERY LOT SALE-UNRESTRICTED	$70,245	$76,754	$83,841	$70,000	$0	$0	$75,000	$80,000	$0	$80,000	14.29%	$0
373 CEMETERY LOT SALE-EXTENDED TIM	$0	$0	$0	$0	$0	$0	$0	$0	$0	$0	0.00%	$0
TOTAL PROCEEDS GENERAL FIXED ASSETS	**$70,245**	**$76,754**	**$83,841**	**$70,000**	**$0**	**$0**	**$75,000**	**$80,000**	**$0**	**$80,000**	**14.29%**	**$0**
TOTAL CEMETERY OPERATING FUND | 460 REVENUES	**$70,245**	**$76,754**	**$83,841**	**$70,000**	**$0**	**$0**	**$75,000**	**$80,000**	**$0**	**$80,000**	**14.29%**	**$0**

CITY OF TAYLOR
ORGUNIT DETAILS

ORGUNIT: 370-761
FUND: 370 CEMETERY OPERATING FUND
DEPARTMENT: 761 CEMETERY OPERATING
DEPTDIV: CEMETERY OPERATING FUND | CEMETERY OPERATING

	FY 2018	FY 2019	FY 2020	FY 2021				FY 2022				FY 2023
ACCOUNTS / CATEGORIES	ACTUAL	ACTUAL	ACTUAL	BUDGET	AMENDED	ACTUAL	ESTIMATED	BASE	PACKAGES	PROPOSED	% CHG	PLANNING
111 REGULAR FULL TIME	$63,851	$71,281	$50,176	$78,187	$0	$0	$78,930	$86,560	$0	$86,560	10.71%	$0
114 OVERTIME	$2,413	$1,839	$1,059	$2,500	$0	$0	$1,500	$2,500	$0	$2,500	0.00%	$0
115 LONGEVITY PAY`	$288	$288	$480	$480	$0	$0	$330	$330	$0	$330	-31.25%	$0
116 REGULAR PART-TIME	$0	$0	$0	$0	$0	$0	$0	$0	$0	$0	0.00%	$0
117 TEMPORARY/SEASONAL	$0	$0	$0	$0	$0	$0	$0	$0	$0	$0	0.00%	$0
118 INSURANCE ALLOWANCE	$0	$0	$0	$0	$0	$0	$0	$0	$0	$0	0.00%	$0
119 CERTIFICATION PAY	$0	$0	$0	$0	$0	$0	$0	$0	$0	$0	0.00%	$0
120 UNUM LIFE	$167	$156	$173	$179	$0	$0	$180	$180	$0	$180	0.56%	$0
121 FICA SOCIAL SECURITY	$4,868	$5,704	$3,822	$6,036	$0	$0	$6,090	$6,670	$0	$6,670	10.50%	$0
122 WORKERS COMPENSATION	$1,141	$1,472	$212	$166	$0	$0	$166	$166	$0	$166	0.00%	$0
123 STATE UNEMPLOYMENT TAXES	$324	$18	$231	$324	$0	$0	$324	$324	$0	$324	0.00%	$0
124 RETIREMENT-TMRS	$552	$9,032	$6,590	$10,482	$0	$0	$10,580	$11,700	$0	$11,700	11.62%	$0
126 HEALTH INSURANCE	$13,977	$15,993	$9,842	$13,533	$0	$0	$14,760	$15,500	$0	$15,500	14.53%	$0
127 DENTAL INSURANCE	$641	$569	$580	$620	$0	$0	$620	$630	$0	$630	1.61%	$0
128 LONG TERM DISABILITY	$190	$211	$180	$235	$0	$0	$235	$260	$0	$260	10.64%	$0
129 VISION INSURANCE	$94	$87	$79	$96	$0	$0	$95	$96	$0	$96	0.00%	$0
131 UNIFORMS (BUY)	$246	$298	$300	$300	$0	$0	$300	$300	$0	$300	0.00%	$0
132 UNIFORM RENTAL	$292	$672	$698	$728	$0	$0	$728	$728	$0	$728	0.00%	$0
141 WORKSHOP TRAINING	$0	$0	$0	$0	$0	$0	$125	$125	$0	$125	0.00%	$0
TOTAL EMPLOYEE SERVICES	**$89,043**	**$107,619**	**$74,420**	**$113,866**	**$0**	**$0**	**$114,963**	**$126,069**	**$0**	**$126,069**	**10.72%**	**$0**
211 GENERAL OFFICE SUPPLIES	$287	$351	$358	$600	$0	$0	$600	$600	$0	$600	0.00%	$0
217 OFFICE SECURITY	$768	$807	$827	$840	$0	$0	$840	$840	$0	$840	0.00%	$0
225 SAND AND GRAVEL	$400	$0	$900	$800	$0	$0	$4,320	$4,320	$0	$4,320	440.00%	$0
232 FOOD/MEALS	$268	$61	$0	$400	$0	$0	$400	$400	$0	$400	0.00%	$0
236 MISC OCCASIONS	$0	$0	$0	$0	$0	$0	$0	$0	$0	$0	0.00%	$0
252 MEDICAL SUPPLIES	$0	$0	$0	$0	$0	$0	$0	$0	$0	$0	0.00%	$0
253 CHEMICALS	$95	$1,162	$0	$500	$0	$0	$2,040	$2,040	$0	$2,040	308.00%	$0
256 MINOR TOOLS/INSTRUMENTS	$50	$193	$5	$250	$0	$0	$250	$250	$0	$250	0.00%	$0
261 OFFICE FURNITURE	$0	$0	$0	$0	$0	$0	$0	$0	$0	$0	0.00%	$0
264 COMPUTER ACCESSORIES	$0	$0	$0	$0	$0	$0	$0	$0	$0	$0	0.00%	$0
267 COMPUTERS	$0	$468	$0	$1,100	$0	$0	$0	$1,100	$0	$1,100	0.00%	$0
271 GROUNDS KEEPING EQUIPMENT	$275	$688	$500	$500	$0	$0	$500	$500	$0	$500	0.00%	$0
272 STREET MAINTENANCE EQUIPMENT	$0	$0	$0	$0	$0	$0	$0	$0	$0	$0	0.00%	$0
279 OTHER OPERATIONAL EQUIPMENT	$79	$67	$151	$350	$0	$0	$350	$350	$0	$350	0.00%	$0
TOTAL OPERATIONAL SUPPLIES AND EQUIPMENT	**$2,222**	**$3,796**	**$2,741**	**$5,340**	**$0**	**$0**	**$9,300**	**$10,400**	**$0**	**$10,400**	**94.76%**	**$0**
321 LIGHT AND POWER	$881	$716	$483	$722	$0	$0	$800	$800	$0	$800	10.80%	$0
322 NATURAL GAS, PROPANE	$0	$0	$0	$0	$0	$0	$0	$0	$0	$0	0.00%	$0
323 TRUNK TELEPHONE SYSTEM	$828	$560	$593	$750	$0	$0	$700	$700	$0	$700	-6.67%	$0
324 CELL PHONES	$570	$787	$618	$600	$0	$0	$600	$600	$0	$600	0.00%	$0
325 PAGERS	$0	$0	$0	$0	$0	$0	$0	$0	$0	$0	0.00%	$0

326 WIRELESS DATA SERVICES	$0	$0	$484	$456	$0	$0	$456	$456	$0	$456	0.00%	$0
349 MISC REPAIRS/MAINT	$132	$88	$0	$500	$0	$0	$500	$500	$0	$500	0.00%	$0
353 CLEANING SUPPLIES	$0	$0	$0	$0	$0	$0	$0	$0	$0	$0	0.00%	$0
TOTAL FACILITIES OPERATIONS / MAINTENANCE	**$2,411**	**$2,152**	**$2,179**	**$3,028**	**$0**	**$0**	**$3,056**	**$3,056**	**$0**	**$3,056**	**0.92%**	**$0**
412 LIGHT EQUIPMENT RENTAL	$2,000	$2,100	$2,000	$2,000	$0	$0	$2,000	$3,000	$0	$3,000	50.00%	$0
414 MOTOR VEHICLE RENTAL	$6,470	$6,900	$6,775	$7,000	$0	$0	$6,775	$8,000	$0	$8,000	14.29%	$0
419 REPLACEMENT FUND CONTRIBUTION	$0	$0	$8,185	$0	$0	$0	$8,185	$0	$0	$0	0.00%	$0
TOTAL EQUIPMENT OPERATIONS / MAINTENANCE	**$8,470**	**$9,000**	**$16,960**	**$9,000**	**$0**	**$0**	**$16,960**	**$11,000**	**$0**	**$11,000**	**22.22%**	**$0**
521 COUNTY RECORDING FEES	$1,239	$1,260	$1,197	$1,050	$0	$0	$1,050	$1,050	$0	$1,050	0.00%	$0
522 INSURANCE AND BONDS	$579	$517	$671	$680	$0	$0	$752	$752	$0	$752	10.59%	$0
523 OUTSIDE PRINTING	$165	$44	$147	$200	$0	$0	$200	$200	$0	$200	0.00%	$0
526 TESTING, CERTIFICATION PERMITS	$0	$0	$0	$0	$0	$0	$350	$350	$0	$350	0.00%	$0
528 ADVERTISING	$0	$0	$0	$0	$0	$0	$0	$0	$0	$0	0.00%	$0
532 SOFTWARE MAINT/LICENSE	$0	$0	$0	$0	$0	$0	$0	$0	$0	$0	0.00%	$0
534 GRAVE DIGGING SERVICES	$47,675	$44,079	$57,046	$53,000	$0	$0	$80,000	$80,000	$0	$80,000	50.94%	$0
539 OTHER CONTRACT SERVICES	$8,666	$1,515	$3,537	$25,689	$0	$0	$26,561	$25,689	$0	$25,689	0.00%	$0
TOTAL CONTRACT SERVICES AND FEES	**$58,324**	**$47,416**	**$62,598**	**$80,619**	**$0**	**$0**	**$108,913**	**$108,041**	**$0**	**$108,041**	**34.01%**	**$0**
601 DEPRECIATION - FIXED ASSETS	$502	$0	$0	$0	$0	$0	$0	$0	$0	$0	0.00%	$0
TOTAL DEPRECIATION EXPENSE	**$502**	**$0**	**$0**	**$0**	**$0**	**$0**	**$0**	**$0**	**$0**	**$0**	**0.00%**	**$0**
719 OTHER CAPITAL OUTLAY	$0	$3,454	$0	$0	$0	$0	$0	$0	$0	$0	0.00%	$0
TOTAL CAPITAL OUTLAY	**$0**	**$3,454**	**$0**	**$0**	**$0**	**$0**	**$0**	**$0**	**$0**	**$0**	**0.00%**	**$0**
815 INTERFUND TRANSFERS OUT	$0	$25,000	$0	$0	$0	$0	$0	$0	$0	$0	0.00%	$0
821 FINANCIAL/ADMIN SERVICES	$0	$0	$0	$0	$0	$0	$0	$0	$0	$0	0.00%	$0
823 GROUNDSKEEPING SERVICES	$0	$0	$0	$0	$0	$0	$0	$0	$0	$0	0.00%	$0
831 CONTINGENCY RESERVES	$0	$0	$0	$0	$0	$0	$0	$0	$0	$0	0.00%	$0
835 RESERVE FOR PERSONNEL	$0	$0	$0	$0	$0	$0	$0	$0	$0	$0	0.00%	$0
TOTAL CONTRIBUTIONS / CONTINGENCY	**$0**	**$25,000**	**$0**	**$0**	**$0**	**$0**	**$0**	**$0**	**$0**	**$0**	**0.00%**	**$0**
TOTAL CEMETERY OPERATING FUND | CEMETERY OPERATING	**$160,971**	**$198,437**	**$158,898**	**$211,853**	**$0**	**$0**	**$253,192**	**$258,566**	**$0**	**$258,566**	**22.05%**	**$0**

Internal Service Funds

Fleet Services Fund

ORGUNIT	DEPTDIV	ACT18	ACT19	ACT20	BUD21	EST21	BASE22	PACKAGES22	PROP22	DIFFERENCE	%
382-340	FLEET SERVICES OPERATING FUND | 340 REVENUES	$676,492	$670,394	$694,668	$698,808	$694,668	$721,220	$0	$721,220	$22,412	3.2%
382-420	FLEET SERVICES OPERATING FUND | 420 REVENUES	$4,805	$4,602	$25,259	$3,000	$12,698	$3,000	$0	$3,000	$0	0.0%
382-430	FLEET SERVICES OPERATING FUND | 430 REVENUES	$2,084	$1,946	$53	$0	$107	$0	$0	$0	$0	0.0%
382-450	FLEET SERVICES OPERATING FUND | 450 REVENUES	$0	$0	$0	$0	$0	$0	$0	$0	$0	0.0%
REVENUES		**$683,381**	**$676,942**	**$719,980**	**$701,808**	**$707,473**	**$724,220**	**$0**	**$724,220**	**$22,412**	**3.2%**
382-517	FLEET SERVICES OPERATING FUND | FLEET SERVICES	$682,060	$661,647	$686,101	$691,877	$781,643	$719,705	$0	$719,705	$27,828	4.0%
EXPENSES		**$682,060**	**$661,647**	**$686,101**	**$691,877**	**$781,643**	**$719,705**	**$0**	**$719,705**	**$27,828**	**4.0%**
382 FLEET SERVICES OPERATING FUND		**$1,321**	**$15,295**	**$33,879**	**$9,931**	**($74,170)**	**$4,515**	**$0**	**$4,515**		

CITY OF TAYLOR
ORGUNIT DETAILS

ORGUNIT: 382-340
FUND: 382 FLEET SERVICES OPERATING FUND
DEPARTMENT: 382 FLEET SERVICES OPERATING FUND
DEPTDIV: FLEET SERVICES OPERATING FUND | 340 REVENUES

	FY 2018	FY 2019	FY 2020	FY 2021				FY 2022				FY 2023
ACCOUNTS / CATEGORIES	ACTUAL	ACTUAL	ACTUAL	BUDGET	AMENDED	ACTUAL	ESTIMATED	BASE	PACKAGES	PROPOSED	% CHG	PLANNING
277 EQUIPMENT RENTAL FEE	$676,492	$670,394	$694,668	$698,808	$0	$0	$694,668	$721,220	$0	$721,220	3.21%	$0
278 EQUIPMENT REPLACEMENT FEE	$0	$0	$0	$0	$0	$0	$0	$0	$0	$0	0.00%	$0
TOTAL CHARGES FOR SERVICE	**$676,492**	**$670,394**	**$694,668**	**$698,808**	**$0**	**$0**	**$694,668**	**$721,220**	**$0**	**$721,220**	**3.21%**	**$0**
TOTAL FLEET SERVICES OPERATING FUND | 340 REVENUES	**$676,492**	**$670,394**	**$694,668**	**$698,808**	**$0**	**$0**	**$694,668**	**$721,220**	**$0**	**$721,220**	**3.21%**	**$0**

CITY OF TAYLOR
ORGUNIT DETAILS

ORGUNIT: 382-420
FUND: 382 FLEET SERVICES OPERATING FUND
DEPARTMENT: 382 FLEET SERVICES OPERATING FUND
DEPTDIV: FLEET SERVICES OPERATING FUND | 420 REVENUES

	FY 2018	FY 2019	FY 2020	FY 2021				FY 2022				FY 2023
ACCOUNTS / CATEGORIES	ACTUAL	ACTUAL	ACTUAL	BUDGET	AMENDED	ACTUAL	ESTIMATED	BASE	PACKAGES	PROPOSED	% CHG	PLANNING
329 PAYMENT OF CLAIMS	$4,805	$4,602	$25,259	$3,000	$0	$0	$12,698	$3,000	$0	$3,000	0.00%	$0
TOTAL ASSESSMENTS	**$4,805**	**$4,602**	**$25,259**	**$3,000**	**$0**	**$0**	**$12,698**	**$3,000**	**$0**	**$3,000**	**0.00%**	**$0**
TOTAL FLEET SERVICES OPERATING FUND | 420 REVENUES	**$4,805**	**$4,602**	**$25,259**	**$3,000**	**$0**	**$0**	**$12,698**	**$3,000**	**$0**	**$3,000**	**0.00%**	**$0**

CITY OF TAYLOR
ORGUNIT DETAILS

ORGUNIT: 382-430
FUND: 382 FLEET SERVICES OPERATING FUND
DEPARTMENT: 382 FLEET SERVICES OPERATING FUND
DEPTDIV: FLEET SERVICES OPERATING FUND | 430 REVENUES

	FY 2018	FY 2019	FY 2020	FY 2021				FY 2022				FY 2023
ACCOUNTS / CATEGORIES	ACTUAL	ACTUAL	ACTUAL	BUDGET	AMENDED	ACTUAL	ESTIMATED	BASE	PACKAGES	PROPOSED	% CHG	PLANNING
331 INTEREST EARNED	$0	$0	$0	$0	$0	$0	$0	$0	$0	$0	0.00%	$0
334 MISCELLANEOUS REVENUE	$149	$1,946	$53	$0	$0	$0	$107	$0	$0	$0	0.00%	$0
335 REIMBURSEMENT/REPAYMENT	$1,935	$0	$0	$0	$0	$0	$0	$0	$0	$0	0.00%	$0
TOTAL USE OF MONEY AND PROPERTY	**$2,084**	**$1,946**	**$53**	**$0**	**$0**	**$0**	**$107**	**$0**	**$0**	**$0**	**0.00%**	**$0**
TOTAL FLEET SERVICES OPERATING FUND | 430 REVENUES	**$2,084**	**$1,946**	**$53**	**$0**	**$0**	**$0**	**$107**	**$0**	**$0**	**$0**	**0.00%**	**$0**

CITY OF TAYLOR
ORGUNIT DETAILS

ORGUNIT: 382-450
FUND: 382 FLEET SERVICES OPERATING FUND
DEPARTMENT: 382 FLEET SERVICES OPERATING FUND
DEPTDIV: FLEET SERVICES OPERATING FUND | 450 REVENUES

	FY 2018	FY 2019	FY 2020	FY 2021				FY 2022				FY 2023
ACCOUNTS / CATEGORIES	ACTUAL	ACTUAL	ACTUAL	BUDGET	AMENDED	ACTUAL	ESTIMATED	BASE	PACKAGES	PROPOSED	% CHG	PLANNING
365 TRANSFER IN FROM GENERAL FUND	$0	$0	$0	$0	$0	$0	$0	$0	$0	$0	0.00%	$0
TOTAL INTERFUND OPERATING TRANSFERS	**$0**	**$0**	**$0**	**$0**	**$0**	**$0**	**$0**	**$0**	**$0**	**$0**	**0.00%**	**$0**
TOTAL FLEET SERVICES OPERATING FUND | 450 REVENUES	**$0**	**$0**	**$0**	**$0**	**$0**	**$0**	**$0**	**$0**	**$0**	**$0**	**0.00%**	**$0**

CITY OF TAYLOR
ORGUNIT DETAILS

ORGUNIT: 382-517
FUND: 382 FLEET SERVICES OPERATING FUND
DEPARTMENT: 517 FLEET SERVICES
DEPTDIV: FLEET SERVICES OPERATING FUND | FLEET SERVICES

	FY 2018	FY 2019	FY 2020	FY 2021				FY 2022				FY 2023
ACCOUNTS / CATEGORIES	ACTUAL	ACTUAL	ACTUAL	BUDGET	AMENDED	ACTUAL	ESTIMATED	BASE	PACKAGES	PROPOSED	% CHG	PLANNING
111 REGULAR FULL-TIME	$116,252	$116,800	$124,932	$119,991	$0	$0	$122,440	$127,030	$0	$127,030	5.87%	$0
114 OVERTIME	$679	$1,824	$192	$1,000	$0	$0	$1,000	$1,000	$0	$1,000	0.00%	$0
115 LONGEVITY PAY	$912	$1,008	$1,104	$1,200	$0	$0	$1,200	$1,300	$0	$1,300	8.33%	$0
118 INSURANCE ALLOWANCE	$0	$0	$0	$0	$0	$0	$0	$0	$0	$0	0.00%	$0
119 CERTIFICATION PAY	$100	$0	$0	$0	$0	$0	$0	$0	$0	$0	0.00%	$0
120 UNUM LIFE	$293	$257	$339	$297	$0	$0	$297	$297	$0	$297	0.00%	$0
121 FICA SOCIAL SECURITY	$8,174	$8,774	$9,194	$9,300	$0	$0	$9,490	$9,840	$0	$9,840	5.81%	$0
122 WORKERS COMPENSATION	$2,613	$3,171	$351	$275	$0	$0	$275	$275	$0	$275	0.00%	$0
123 STATE UNEMPLOYMENT TAXES	$324	$18	$288	$324	$0	$0	$324	$324	$0	$324	0.00%	$0
124 RETIREMENT-TMRS	$10,337	$14,545	$16,128	$16,149	$0	$0	$16,480	$17,270	$0	$17,270	6.94%	$0
126 HEALTH INSURANCE	$13,977	$15,993	$13,532	$13,533	$0	$0	$14,760	$15,500	$0	$15,500	14.53%	$0
127 DENTAL INSURANCE	$641	$569	$670	$620	$0	$0	$620	$633	$0	$633	2.10%	$0
128 LONG TERM DISABILITY	$335	$345	$363	$360	$0	$0	$360	$380	$0	$380	5.56%	$0
129 VISION INSURANCE	$94	$87	$95	$96	$0	$0	$95	$98	$0	$98	2.08%	$0
131 UNIFORMS (BUY)	$405	$377	$418	$500	$0	$0	$500	$500	$0	$500	0.00%	$0
132 UNIFORM RENTAL	$1,063	$1,102	$1,036	$1,500	$0	$0	$1,500	$1,500	$0	$1,500	0.00%	$0
135 BUSINESS MEALS	$0	$0	$0	$0	$0	$0	$0	$0	$0	$0	0.00%	$0
141 WORKSHOP TRAINING	$754	$1,018	$600	$2,000	$0	$0	$2,000	$2,000	$0	$2,000	0.00%	$0
143 MEMBERSHIPS AND DUES	$226	$232	$238	$244	$0	$0	$245	$245	$0	$245	0.41%	$0
144 SUBSCRIPTIONS AND BOOKS	$0	$43	$0	$150	$0	$0	$150	$150	$0	$150	0.00%	$0
146 TRAINING- TRANSPORTATION	$0	$0	$0	$0	$0	$0	$0	$0	$0	$0	0.00%	$0
147 TRAINING- LODGING	$0	$0	$0	$0	$0	$0	$0	$0	$0	$0	0.00%	$0
148 TRAINING- MEALS	$0	$10	$0	$100	$0	$0	$100	$100	$0	$100	0.00%	$0
TOTAL EMPLOYEE SERVICES	**$157,179**	**$166,173**	**$169,481**	**$167,639**	**$0**	**$0**	**$171,836**	**$178,442**	**$0**	**$178,442**	**6.44%**	**$0**
211 GENERAL OFFICE SUPPLIES	$306	$317	$120	$350	$0	$0	$350	$350	$0	$350	0.00%	$0
226 MISC. HARDWARE	$3,490	$3,622	$2,998	$3,500	$0	$0	$3,500	$3,500	$0	$3,500	0.00%	$0
249 FIRE PREVENTION SUPPLIES	$471	$500	$346	$500	$0	$0	$500	$500	$0	$500	0.00%	$0
252 MEDICAL SUPPLIES	$448	$460	$910	$1,000	$0	$0	$1,000	$1,000	$0	$1,000	0.00%	$0
253 CHEMICALS	$3,417	$3,004	$2,132	$3,500	$0	$0	$3,500	$3,500	$0	$3,500	0.00%	$0
256 MINOR TOOLS/INSTRUMENTS	$1,491	$1,504	$1,407	$2,500	$0	$0	$2,500	$2,500	$0	$2,500	0.00%	$0
259 MISC. SUPPLIES	$8,768	$7,876	$8,223	$8,000	$0	$0	$8,000	$8,000	$0	$8,000	0.00%	$0
261 OFFICE FURNITURE	$0	$0	$0	$0	$0	$0	$0	$0	$0	$0	0.00%	$0
262 COMMUNICATION EQUIPMENT	$0	$0	$0	$0	$0	$0	$0	$0	$0	$0	0.00%	$0
264 COMPUTER ACCESSORIES	$92	$62	$98	$100	$0	$0	$100	$100	$0	$100	0.00%	$0
267 COMPUTERS	$0	$910	$4,909	$0	$0	$0	$0	$0	$0	$0	0.00%	$0
279 OTHER OPERATIONAL EQUIPMENT	$5,470	$0	$0	$0	$0	$0	$0	$0	$0	$0	0.00%	$0
TOTAL OPERATIONAL SUPPLIES AND EQUIPMENT	**$23,953**	**$18,255**	**$21,143**	**$19,450**	**$0**	**$0**	**$19,450**	**$19,450**	**$0**	**$19,450**	**0.00%**	**$0**
323 TRUNK TELEPHONE SYSTEM	$57	$0	$0	$0	$0	$0	$0	$25	$0	$25	0.00%	$0
324 CELL PHONES	$1,041	$918	$1,269	$1,200	$0	$0	$1,200	$1,200	$0	$1,200	0.00%	$0
325 PAGERS	$0	$0	$0	$0	$0	$0	$0	$0	$0	$0	0.00%	$0

326 WIRELESS DATA SERVICES	$352	$356	$422	$456	$0	$0	$456	$456	$0	$456	0.00%	$0
341 ROOFING REPAIRS	$0	$0	$0	$0	$0	$0	$0	$0	$0	$0	0.00%	$0
TOTAL FACILITIES OPERATIONS / MAINTENANCE	**$1,450**	**$1,274**	**$1,691**	**$1,656**	**$0**	**$0**	**$1,656**	**$1,681**	**$0**	**$1,681**	**1.51%**	**$0**
414 MOTOR VEHICLE RENTAL	$0	$0	$0	$0	$0	$0	$0	$0	$0	$0	0.00%	$0
415 TRUCKS, HEAVY EQUIP RENTAL	$0	$0	$0	$0	$0	$0	$0	$0	$0	$0	0.00%	$0
416 LIGHT EQUIP RENTAL-EXTERNAL	$3,540	$3,651	$1,717	$4,000	$0	$0	$18,000	$6,000	$0	$6,000	50.00%	$0
418 TRUCK/HEAVY EQUIP RENTAL/EXT	$6,089	$5,493	$2,678	$6,000	$0	$0	$6,000	$6,000	$0	$6,000	0.00%	$0
419 REPLACEMENT FUND CONTRIBUTION	$0	$0	$10,662	$5,093	$0	$0	$10,662	$5,093	$0	$5,093	0.00%	$0
421 FUEL LINE AND PUMP REPAIRS	$3,564	$2,627	$3,549	$3,500	$0	$0	$3,500	$3,500	$0	$3,500	0.00%	$0
422 CARBURETOR REPAIRS	$2,735	$2,916	$1,148	$3,000	$0	$0	$3,000	$3,000	$0	$3,000	0.00%	$0
423 TRANSMISSION SYSTEM	$9,053	$9,757	$17,035	$13,000	$0	$0	$13,000	$13,000	$0	$13,000	0.00%	$0
424 BRAKE SYSTEM	$18,275	$17,430	$16,665	$16,000	$0	$0	$16,000	$16,000	$0	$16,000	0.00%	$0
425 BRAKE/SUSPENSION SYSTEM	$14,561	$12,663	$11,828	$15,000	$0	$0	$15,000	$15,000	$0	$15,000	0.00%	$0
426 HYDRAULIC SYSTEM PARTS	$12,887	$11,675	$11,279	$13,000	$0	$0	$13,000	$15,000	$0	$15,000	15.38%	$0
427 COOLING SYSTEM PARTS	$6,729	$5,729	$3,446	$5,000	$0	$0	$5,000	$5,000	$0	$5,000	0.00%	$0
428 TRANSMISSION/MOTOR PARTS	$35,569	$31,054	$36,455	$35,000	$0	$0	$35,000	$35,000	$0	$35,000	0.00%	$0
429 BODY SHOP PARTS	$30,507	$20,308	$25,317	$22,000	$0	$0	$35,000	$25,000	$0	$25,000	13.64%	$0
441 FUEL (GAS, DIESEL)	$155,209	$166,975	$133,831	$165,000	$0	$0	$160,000	$165,000	$0	$165,000	0.00%	$0
442 OIL,LUBRICANTS,OIL FILTERS	$32,668	$27,273	$39,721	$32,000	$0	$0	$32,000	$32,000	$0	$32,000	0.00%	$0
445 TIRES	$36,445	$35,578	$33,871	$33,000	$0	$0	$33,000	$33,000	$0	$33,000	0.00%	$0
446 BATTERIES	$11,476	$14,398	$12,100	$11,000	$0	$0	$11,000	$11,000	$0	$11,000	0.00%	$0
447 ELECTRICAL	$20,001	$15,391	$21,134	$20,000	$0	$0	$22,000	$22,000	$0	$22,000	10.00%	$0
448 EXHAUST SYSTEMS	$1,805	$1,895	$2,564	$3,000	$0	$0	$3,000	$3,000	$0	$3,000	0.00%	$0
449 MISCELLANEOUS PARTS	$35,014	$32,066	$36,669	$33,000	$0	$0	$81,000	$33,000	$0	$33,000	0.00%	$0
TOTAL EQUIPMENT OPERATIONS / MAINTENANCE	**$436,127**	**$416,879**	**$421,669**	**$437,593**	**$0**	**$0**	**$515,162**	**$446,593**	**$0**	**$446,593**	**2.06%**	**$0**
522 INSURANCE AND BONDS	$55,865	$53,565	$66,141	$60,000	$0	$0	$68,000	$68,000	$0	$68,000	13.33%	$0
523 OUTSIDE PRINTING	$137	$118	$0	$0	$0	$0	$0	$0	$0	$0	0.00%	$0
526 TESTING/CERT. PERMITS	$903	$844	$828	$1,000	$0	$0	$1,000	$1,000	$0	$1,000	0.00%	$0
532 SOFTWARE MAINT/LICENSE	$5,316	$3,408	$3,408	$3,408	$0	$0	$3,408	$3,408	$0	$3,408	0.00%	$0
536 EXTENDED MAINTENANCE WARRANTY	$1,131	$1,131	$1,740	$1,131	$0	$0	$1,131	$1,131	$0	$1,131	0.00%	$0
TOTAL CONTRACT SERVICES AND FEES	**$63,351**	**$59,066**	**$72,117**	**$65,539**	**$0**	**$0**	**$73,539**	**$73,539**	**$0**	**$73,539**	**12.21%**	**$0**
601 DEPRECIATION - FIXED ASSETS	$0	$0	$0	$0	$0	$0	$0	$0	$0	$0	0.00%	$0
TOTAL DEPRECIATION EXPENSE	**$0**	**$0**	**$0**	**$0**	**$0**	**$0**	**$0**	**$0**	**$0**	**$0**	**0.00%**	**$0**
722 LIGHT EQUIPMENT	$0	$0	$0	$0	$0	$0	$0	$0	$0	$0	0.00%	$0
723 MOTOR VEHICLES	$0	$0	$0	$0	$0	$0	$0	$0	$0	$0	0.00%	$0
724 HEAVY EQUIPMENT	$0	$0	$0	$0	$0	$0	$0	$0	$0	$0	0.00%	$0
725 OTHER EQUIPMENT	$0	$0	$0	$0	$0	$0	$0	$0	$0	$0	0.00%	$0
TOTAL CAPITAL OUTLAY	**$0**	**$0**	**$0**	**$0**	**$0**	**$0**	**$0**	**$0**	**$0**	**$0**	**0.00%**	**$0**
831 CONTINGENCY RESERVES	$0	$0	$0	$0	$0	$0	$0	$0	$0	$0	0.00%	$0
835 RESERVE FOR PERSONNEL	$0	$0	$0	$0	$0	$0	$0	$0	$0	$0	0.00%	$0
TOTAL CONTRIBUTIONS / CONTINGENCY	**$0**	**$0**	**$0**	**$0**	**$0**	**$0**	**$0**	**$0**	**$0**	**$0**	**0.00%**	**$0**
913 CAPITAL LEASE SHORT TERM	$0	$0	$0	$0	$0	$0	$0	$0	$0	$0	0.00%	$0
TOTAL DEBT SERVICE	**$0**	**$0**	**$0**	**$0**	**$0**	**$0**	**$0**	**$0**	**$0**	**$0**	**0.00%**	**$0**
TOTAL FLEET SERVICES OPERATING FUND | FLEET SERVICES	**$682,060**	**$661,647**	**$686,101**	**$691,877**	**$0**	**$0**	**$781,643**	**$719,705**	**$0**	**$719,705**	**4.02%**	**$0**

Internal Service Funds

Fleet Replacement Fund

ORGUNIT	DEPTDIV	ACT18	ACT19	ACT20	BUD21	EST21	BASE22	PACKAGES22	PROP22	DIFFERENCE	%
384-330	FLEET REPLACEMENT FUND | 330 REVENUES	$0	$156,485	$0	$0	$0	$0	$0	$0	$0	0.0%
384-340	FLEET REPLACEMENT FUND | 340 REVENUES	$915,556	$535,554	$564,387	$408,355	$408,355	$339,922	$0	$339,922	($68,433)	-16.8%
384-420	FLEET REPLACEMENT FUND | 420 REVENUES	$0	$0	$0	$0	$0	$0	$0	$0	$0	0.0%
384-430	FLEET REPLACEMENT FUND | 430 REVENUES	$6,024	$41,918	$8,801	$5,000	$500	$500	$0	$500	($4,500)	-90.0%
384-450	FLEET REPLACEMENT FUND | 450 REVENUES	$6,655	$0	$0	$0	$0	$0	$0	$0	$0	0.0%
384-460	FLEET REPLACEMENT FUND | 460 REVENUES	$51,059	$18,865	$8,007	$3,000	$18,075	$7,500	$0	$7,500	$4,500	150.0%
384-470	FLEET REPLACEMENT FUND | 470 REVENUES	$0	$192,000	$0	$0	$0	$2,000,000	$0	$2,000,000	$2,000,000	0.0%
REVENUES		**$979,294**	**$944,822**	**$581,195**	**$416,355**	**$426,930**	**$2,347,922**	**$0**	**$2,347,922**	**$1,931,567**	**463.9%**
384-518	FLEET REPLACEMENT FUND | FLEET REPLACEMENT	$953,210	$1,853,808	$1,919,615	$408,355	$424,375	$2,321,794	$0	$2,321,794	$1,913,439	468.6%
EXPENSES		**$953,210**	**$1,853,808**	**$1,919,615**	**$408,355**	**$424,375**	**$2,321,794**	**$0**	**$2,321,794**	**$1,913,439**	**468.6%**
384 FLEET REPLACEMENT FUND		**$26,084**	**($908,986)**	**($1,338,420)**	**$8,000**	**$2,555**	**$26,128**	**$0**	**$26,128**		

CITY OF TAYLOR
ORGUNIT DETAILS

ORGUNIT: 384-330
FUND: 384 FLEET REPLACEMENT FUND
DEPARTMENT: 384 FLEET REPLACEMENT FUND
DEPTDIV: FLEET REPLACEMENT FUND | 330 REVENUES

	FY 2018	FY 2019	FY 2020	FY 2021				FY 2022				FY 2023
ACCOUNTS / CATEGORIES	ACTUAL	ACTUAL	ACTUAL	BUDGET	AMENDED	ACTUAL	ESTIMATED	BASE	PACKAGES	PROPOSED	% CHG	PLANNING
229 OTHER STATE GRANTS	$0	$156,485	$0	$0	$0	$0	$0	$0	$0	$0	0.00%	$0
TOTAL INTERGOVERNMENTAL REVENUES	**$0**	**$156,485**	**$0**	**$0**	**$0**	**$0**	**$0**	**$0**	**$0**	**$0**	**0.00%**	**$0**
TOTAL FLEET REPLACEMENT FUND | 330 REVENUES	**$0**	**$156,485**	**$0**	**$0**	**$0**	**$0**	**$0**	**$0**	**$0**	**$0**	**0.00%**	**$0**

CITY OF TAYLOR
ORGUNIT DETAILS

ORGUNIT: 384-340
FUND: 384 FLEET REPLACEMENT FUND
DEPARTMENT: 384 FLEET REPLACEMENT FUND
DEPTDIV: FLEET REPLACEMENT FUND | 340 REVENUES

	FY 2018	FY 2019	FY 2020	FY 2021				FY 2022				FY 2023
ACCOUNTS / CATEGORIES	ACTUAL	ACTUAL	ACTUAL	BUDGET	AMENDED	ACTUAL	ESTIMATED	BASE	PACKAGES	PROPOSED	% CHG	PLANNING
278 EQUIPMENT REPLACEMENT FEE	$915,556	$535,554	$564,387	$408,355	$0	$0	$408,355	$339,922	$0	$339,922	-16.76%	$0
TOTAL CHARGES FOR SERVICE	**$915,556**	**$535,554**	**$564,387**	**$408,355**	**$0**	**$0**	**$408,355**	**$339,922**	**$0**	**$339,922**	**-16.76%**	**$0**
TOTAL FLEET REPLACEMENT FUND | 340 REVENUES	**$915,556**	**$535,554**	**$564,387**	**$408,355**	**$0**	**$0**	**$408,355**	**$339,922**	**$0**	**$339,922**	**-16.76%**	**$0**

CITY OF TAYLOR
ORGUNIT DETAILS

ORGUNIT: 384-420
FUND: 384 FLEET REPLACEMENT FUND
DEPARTMENT: 384 FLEET REPLACEMENT FUND
DEPTDIV: FLEET REPLACEMENT FUND | 420 REVENUES

	FY 2018	FY 2019	FY 2020	FY 2021				FY 2022				FY 2023
ACCOUNTS / CATEGORIES	ACTUAL	ACTUAL	ACTUAL	BUDGET	AMENDED	ACTUAL	ESTIMATED	BASE	PACKAGES	PROPOSED	% CHG	PLANNING
329 PAYMENT OF CLAIMS	$0	$0	$0	$0	$0	$0	$0	$0	$0	$0	0.00%	$0
TOTAL ASSESSMENTS	**$0**	**$0**	**$0**	**$0**	**$0**	**$0**	**$0**	**$0**	**$0**	**$0**	**0.00%**	**$0**
TOTAL FLEET REPLACEMENT FUND | 420 REVENUES	**$0**	**$0**	**$0**	**$0**	**$0**	**$0**	**$0**	**$0**	**$0**	**$0**	**0.00%**	**$0**

CITY OF TAYLOR
ORGUNIT DETAILS

ORGUNIT: 384-430
FUND: 384 FLEET REPLACEMENT FUND
DEPARTMENT: 384 FLEET REPLACEMENT FUND
DEPTDIV: FLEET REPLACEMENT FUND | 430 REVENUES

	FY 2018	FY 2019	FY 2020	FY 2021				FY 2022				FY 2023
ACCOUNTS / CATEGORIES	ACTUAL	ACTUAL	ACTUAL	BUDGET	AMENDED	ACTUAL	ESTIMATED	BASE	PACKAGES	PROPOSED	% CHG	PLANNING
331 ACCRUED INTEREST EARNED	$6,024	$41,918	$8,801	$5,000	$0	$0	$500	$500	$0	$500	-90.00%	$0
335 REIMBURSEMENTS/ REPAYMENTS	$0	$0	$0	$0	$0	$0	$0	$0	$0	$0	0.00%	$0
TOTAL USE OF MONEY AND PROPERTY	**$6,024**	**$41,918**	**$8,801**	**$5,000**	**$0**	**$0**	**$500**	**$500**	**$0**	**$500**	**-90.00%**	**$0**
TOTAL FLEET REPLACEMENT FUND | 430 REVENUES	**$6,024**	**$41,918**	**$8,801**	**$5,000**	**$0**	**$0**	**$500**	**$500**	**$0**	**$500**	**-90.00%**	**$0**

CITY OF TAYLOR
ORGUNIT DETAILS

ORGUNIT: 384-450
FUND: 384 FLEET REPLACEMENT FUND
DEPARTMENT: 384 FLEET REPLACEMENT FUND
DEPTDIV: FLEET REPLACEMENT FUND | 450 REVENUES

	FY 2018	FY 2019	FY 2020	FY 2021				FY 2022				FY 2023
ACCOUNTS / CATEGORIES	ACTUAL	ACTUAL	ACTUAL	BUDGET	AMENDED	ACTUAL	ESTIMATED	BASE	PACKAGES	PROPOSED	% CHG	PLANNING
370 TRANSFER IN	$6,655	$0	$0	$0	$0	$0	$0	$0	$0	$0	0.00%	$0
TOTAL INTERFUND OPERATING TRANSFERS	**$6,655**	**$0**	**$0**	**$0**	**$0**	**$0**	**$0**	**$0**	**$0**	**$0**	**0.00%**	**$0**
TOTAL FLEET REPLACEMENT FUND | 450 REVENUES	**$6,655**	**$0**	**$0**	**$0**	**$0**	**$0**	**$0**	**$0**	**$0**	**$0**	**0.00%**	**$0**

CITY OF TAYLOR
ORGUNIT DETAILS

ORGUNIT: 384-460
FUND: 384 FLEET REPLACEMENT FUND
DEPARTMENT: 384 FLEET REPLACEMENT FUND
DEPTDIV: FLEET REPLACEMENT FUND | 460 REVENUES

	FY 2018	FY 2019	FY 2020	FY 2021				FY 2022				FY 2023
ACCOUNTS / CATEGORIES	ACTUAL	ACTUAL	ACTUAL	BUDGET	AMENDED	ACTUAL	ESTIMATED	BASE	PACKAGES	PROPOSED	% CHG	PLANNING
374 SALE OF SURPLUS EQUIPMENT	$51,059	$18,865	$8,007	$3,000	$0	$0	$18,075	$7,500	$0	$7,500	150.00%	$0
379 SALE OF MISC ASSETS	$0	$0	$0	$0	$0	$0	$0	$0	$0	$0	0.00%	$0
TOTAL PROCEEDS GENERAL FIXED ASSETS	**$51,059**	**$18,865**	**$8,007**	**$3,000**	**$0**	**$0**	**$18,075**	**$7,500**	**$0**	**$7,500**	**150.00%**	**$0**
TOTAL FLEET REPLACEMENT FUND | 460 REVENUES	**$51,059**	**$18,865**	**$8,007**	**$3,000**	**$0**	**$0**	**$18,075**	**$7,500**	**$0**	**$7,500**	**150.00%**	**$0**

CITY OF TAYLOR
ORGUNIT DETAILS

ORGUNIT: 384-470
FUND: 384 FLEET REPLACEMENT FUND
DEPARTMENT: 384 FLEET REPLACEMENT FUND
DEPTDIV: FLEET REPLACEMENT FUND | 470 REVENUES

	FY 2018	FY 2019	FY 2020	FY 2021				FY 2022				FY 2023
ACCOUNTS / CATEGORIES	ACTUAL	ACTUAL	ACTUAL	BUDGET	AMENDED	ACTUAL	ESTIMATED	BASE	PACKAGES	PROPOSED	% CHG	PLANNING
382 CAPITAL EQUIP LOAN PROCEEDS	$0	$192,000	$0	$0	$0	$0	$0	$2,000,000	$0	$2,000,000	0.00%	$0
388 BOND PROCEEDS-SERIES 2018	$0	$0	$0	$0	$0	$0	$0	$0	$0	$0	0.00%	$0
392 BANK ESCROW	$0	$0	$0	$0	$0	$0	$0	$0	$0	$0	0.00%	$0
TOTAL PROCEEDS GENERAL LONG TERM LIABILITIES	**$0**	**$192,000**	**$0**	**$0**	**$0**	**$0**	**$0**	**$2,000,000**	**$0**	**$2,000,000**	**0.00%**	**$0**
TOTAL FLEET REPLACEMENT FUND | 470 REVENUES	**$0**	**$192,000**	**$0**	**$0**	**$0**	**$0**	**$0**	**$2,000,000**	**$0**	**$2,000,000**	**0.00%**	**$0**

CITY OF TAYLOR
ORGUNIT DETAILS

ORGUNIT: 384-518
FUND: 384 FLEET REPLACEMENT FUND
DEPARTMENT: 518 FLEET REPLACEMENT
DEPTDIV: FLEET REPLACEMENT FUND | FLEET REPLACEMENT

	FY 2018	FY 2019	FY 2020	FY 2021				FY 2022				FY 2023
ACCOUNTS / CATEGORIES	ACTUAL	ACTUAL	ACTUAL	BUDGET	AMENDED	ACTUAL	ESTIMATED	BASE	PACKAGES	PROPOSED	% CHG	PLANNING
263 PHOTOGRAPHIC EQUIPMENT	$0	$0	$0	$0	$0	$0	$0	$0	$0	$0	0.00%	$0
TOTAL OPERATIONAL SUPPLIES AND EQUIPMENT	**$0**	**$0**	**$0**	**$0**	**$0**	**$0**	**$0**	**$0**	**$0**	**$0**	**0.00%**	**$0**
519 OTHER PROFESSIONAL SERVICES	$0	$60,307	$29,639	$0	$0	$0	$0	$0	$0	$0	0.00%	$0
TOTAL CONTRACT SERVICES AND FEES	**$0**	**$60,307**	**$29,639**	**$0**	**$0**	**$0**	**$0**	**$0**	**$0**	**$0**	**0.00%**	**$0**
601 DEPRECIATION - FIXED ASSETS	$573,528	$0	$0	$0	$0	$0	$0	$0	$0	$0	0.00%	$0
TOTAL DEPRECIATION EXPENSE	**$573,528**	**$0**	**$0**	**$0**	**$0**	**$0**	**$0**	**$0**	**$0**	**$0**	**0.00%**	**$0**
712 COMMUNICATION EQUIPMENT	$0	$511,254	$175,273	$0	$0	$0	$0	$0	$0	$0	0.00%	$0
714 COMPUTER EQUIPMENT	$0	$351,769	$65,433	$0	$0	$0	$0	$0	$0	$0	0.00%	$0
722 LIGHT EQUIPMENT	$0	$14,016	$96,433	$0	$0	$0	$0	$0	$0	$0	0.00%	$0
723 MOTOR VEHICLES	$4,926	$412,474	$980,045	$47,954	$0	$0	$63,974	$2,000,000	$0	$2,000,000	4070.66%	$0
724 HEAVY EQUIPMENT	$321,185	$0	$68,109	$0	$0	$0	$0	$0	$0	$0	0.00%	$0
725 OTHER EQUIPMENT	$0	$12,249	$0	$0	$0	$0	$0	$0	$0	$0	0.00%	$0
TOTAL CAPITAL OUTLAY	**$326,111**	**$1,301,761**	**$1,385,292**	**$47,954**	**$0**	**$0**	**$63,974**	**$2,000,000**	**$0**	**$2,000,000**	**4070.66%**	**$0**
832 PAYMENT OF CLAIMS	$0	$0	$0	$0	$0	$0	$0	$0	$0	$0	0.00%	$0
TOTAL CONTRIBUTIONS / CONTINGENCY	**$0**	**$0**	**$0**	**$0**	**$0**	**$0**	**$0**	**$0**	**$0**	**$0**	**0.00%**	**$0**
910 NOTE PAYABLE INTEREST	$12,176	$0	$0	$0	$0	$0	$0	$0	$0	$0	0.00%	$0
911 CAP LEASE PRINCIPAL	$0	$407,129	$431,808	$291,799	$0	$0	$291,799	$277,553	$0	$277,553	-4.88%	$0
912 CAP LEASE INTEREST PAYALBE	$41,396	$57,099	$48,092	$42,706	$0	$0	$42,706	$36,117	$0	$36,117	-15.43%	$0
913 CAPITAL LEASE SHORT TERM	$0	$27,512	$24,784	$25,896	$0	$0	$25,896	$8,124	$0	$8,124	-68.63%	$0
922 I AND S INTEREST	$0	$0	$0	$0	$0	$0	$0	$0	$0	$0	0.00%	$0
TOTAL DEBT SERVICE	**$53,572**	**$491,739**	**$504,683**	**$360,401**	**$0**	**$0**	**$360,401**	**$321,794**	**$0**	**$321,794**	**-10.71%**	**$0**
TOTAL FLEET REPLACEMENT FUND | FLEET REPLACEMENT	**$953,210**	**$1,853,808**	**$1,919,615**	**$408,355**	**$0**	**$0**	**$424,375**	**$2,321,794**	**$0**	**$2,321,794**	**468.57%**	**$0**

Fiduciary Funds

Cemetery Permanent Fund

ORGUNIT	DEPTDIV	ACT18	ACT19	ACT20	BUD21	EST21	BASE22	PACKAGES22	PROP22	DIFFERENCE	%
410-430	CEMETERY PERMANENT FUND | 430 REVENUES	$26,430	$12,671	$25,895	$12,000	$1,500	$5,000	$0	$5,000	($7,000)	-58.3%
410-450	CEMETERY PERMANENT FUND | 450 REVENUES	$0	$0	$0	$0	$0	$0	$0	$0	$0	0.0%
410-460	CEMETERY PERMANENT FUND | 460 REVENUES	$7,805	$8,528	$9,316	$8,300	$13,000	$8,500	$0	$8,500	$200	2.4%
REVENUES		**$34,235**	**$21,199**	**$35,211**	**$20,300**	**$14,500**	**$13,500**	**$0**	**$13,500**	**($6,800)**	**-33.5%**
410-812	CEMETERY PERMANENT FUND | CEMETERY CLEARING FUND	$25,702	$12,510	$25,895	$12,000	$1,500	$5,000	$0	$5,000	($7,000)	-58.3%
EXPENSES		**$25,702**	**$12,510**	**$25,895**	**$12,000**	**$1,500**	**$5,000**	**$0**	**$5,000**	**($7,000)**	**-58.3%**
410 CEMETERY PERMANENT FUND		**$8,533**	**$8,689**	**$9,316**	**$8,300**	**$13,000**	**$8,500**	**$0**	**$8,500**		

CITY OF TAYLOR
ORGUNIT DETAILS

ORGUNIT: 410-430
FUND: 410 CEMETERY PERMANENT FUND
DEPARTMENT: 410 CEMETERY PERMANENT FUND
DEPTDIV: CEMETERY PERMANENT FUND | 430 REVENUES

	FY 2018	FY 2019	FY 2020	FY 2021				FY 2022				FY 2023
ACCOUNTS / CATEGORIES	ACTUAL	ACTUAL	ACTUAL	BUDGET	AMENDED	ACTUAL	ESTIMATED	BASE	PACKAGES	PROPOSED	% CHG	PLANNING
331 INTEREST INCOME	$26,987	$12,671	$25,895	$12,000	$0	$0	$1,500	$5,000	$0	$5,000	-58.33%	$0
337 UNREALIZED GAIN/LOSS INVESTMNT	($557)	$0	$0	$0	$0	$0	$0	$0	$0	$0	0.00%	$0
TOTAL USE OF MONEY AND PROPERTY	**$26,430**	**$12,671**	**$25,895**	**$12,000**	**$0**	**$0**	**$1,500**	**$5,000**	**$0**	**$5,000**	**-58.33%**	**$0**
TOTAL CEMETERY PERMANENT FUND | 430 REVENUES	**$26,430**	**$12,671**	**$25,895**	**$12,000**	**$0**	**$0**	**$1,500**	**$5,000**	**$0**	**$5,000**	**-58.33%**	**$0**

CITY OF TAYLOR
ORGUNIT DETAILS

ORGUNIT: 410-450
FUND: 410 CEMETERY PERMANENT FUND
DEPARTMENT: 410 CEMETERY PERMANENT FUND
DEPTDIV: CEMETERY PERMANENT FUND | 450 REVENUES

	FY 2018	FY 2019	FY 2020	FY 2021				FY 2022				FY 2023
ACCOUNTS / CATEGORIES	ACTUAL	ACTUAL	ACTUAL	BUDGET	AMENDED	ACTUAL	ESTIMATED	BASE	PACKAGES	PROPOSED	% CHG	PLANNING
363 TRNSF IN CEMETERY OPERATING	$0	$0	$0	$0	$0	$0	$0	$0	$0	$0	0.00%	$0
TOTAL INTERFUND OPERATING TRANSFERS	**$0**	**$0**	**$0**	**$0**	**$0**	**$0**	**$0**	**$0**	**$0**	**$0**	**0.00%**	**$0**
TOTAL CEMETERY PERMANENT FUND | 450 REVENUES	**$0**	**$0**	**$0**	**$0**	**$0**	**$0**	**$0**	**$0**	**$0**	**$0**	**0.00%**	**$0**

CITY OF TAYLOR
ORGUNIT DETAILS

ORGUNIT: 410-460
FUND: 410 CEMETERY PERMANENT FUND
DEPARTMENT: 410 CEMETERY PERMANENT FUND
DEPTDIV: CEMETERY PERMANENT FUND | 460 REVENUES

	FY 2018	FY 2019	FY 2020	FY 2021				FY 2022				FY 2023
ACCOUNTS / CATEGORIES	ACTUAL	ACTUAL	ACTUAL	BUDGET	AMENDED	ACTUAL	ESTIMATED	BASE	PACKAGES	PROPOSED	% CHG	PLANNING
371 CEMETERY LOT SALES -RESTRICTED	$7,805	$8,528	$9,316	$8,300	$0	$0	$13,000	$8,500	$0	$8,500	2.41%	$0
TOTAL PROCEEDS GENERAL FIXED ASSETS	**$7,805**	**$8,528**	**$9,316**	**$8,300**	**$0**	**$0**	**$13,000**	**$8,500**	**$0**	**$8,500**	**2.41%**	**$0**
TOTAL CEMETERY PERMANENT FUND | 460 REVENUES	**$7,805**	**$8,528**	**$9,316**	**$8,300**	**$0**	**$0**	**$13,000**	**$8,500**	**$0**	**$8,500**	**2.41%**	**$0**

CITY OF TAYLOR
ORGUNIT DETAILS

ORGUNIT: 410-812
FUND: 410 CEMETERY PERMANENT FUND
DEPARTMENT: 812 CEMETERY CLEARING FUND
DEPTDIV: CEMETERY PERMANENT FUND | CEMETERY CLEARING FUND

	FY 2018	FY 2019	FY 2020	FY 2021				FY 2022				FY 2023
ACCOUNTS / CATEGORIES	ACTUAL	ACTUAL	ACTUAL	BUDGET	AMENDED	ACTUAL	ESTIMATED	BASE	PACKAGES	PROPOSED	% CHG	PLANNING
537 BANK FINANCE CHARGES	$75	$0	$0	$0	$0	$0	$0	$0	$0	$0	0.00%	$0
539 OTHER CONTRACT SERVICES	$0	$0	$0	$0	$0	$0	$0	$0	$0	$0	0.00%	$0
TOTAL CONTRACT SERVICES AND FEES	**$75**	**$0**	**$0**	**$0**	**$0**	**$0**	**$0**	**$0**	**$0**	**$0**	**0.00%**	**$0**
812 BANK FINANCE/SERVICE FEES	$0	$0	$0	$0	$0	$0	$0	$0	$0	$0	0.00%	$0
813 TRNSF INT OUT TO CEM OPERATING	$25,627	$12,510	$25,895	$12,000	$0	$0	$1,500	$5,000	$0	$5,000	-58.33%	$0
TOTAL CONTRIBUTIONS / CONTINGENCY	**$25,627**	**$12,510**	**$25,895**	**$12,000**	**$0**	**$0**	**$1,500**	**$5,000**	**$0**	**$5,000**	**-58.33%**	**$0**
TOTAL CEMETERY PERMANENT FUND | CEMETERY CLEARING FUND	**$25,702**	**$12,510**	**$25,895**	**$12,000**	**$0**	**$0**	**$1,500**	**$5,000**	**$0**	**$5,000**	**-58.33%**	**$0**

Approved Packages

(Funded ATBs)

PROPOSED BUDGET FY 2022

FUND	DEPARTMENT	DIVISION
100 GENERAL FUND	504 HUMAN RESOURCES	100-504 GENERAL FUND | HUMAN RESOURCES

PACKAGES SUMMARY - APPROVED

TITLE	TYPE	GOAL	AMOUNT
COMPENSATION STUDY	ADJUSTMENT TO BASE		$13,500
TOTAL GENERAL FUND | HUMAN RESOURCES			**$13,500**

PROPOSED BUDGET FY 2022

FUND	DEPARTMENT	DIVISION
100 GENERAL FUND	512 FINANCE	100-512 GENERAL FUND | FINANCE

PACKAGES SUMMARY - APPROVED

TITLE	TYPE	GOAL	AMOUNT
PURCHASING AGENT	ADJUSTMENT TO BASE		$85,000
TOTAL GENERAL FUND | FINANCE			**$85,000**

PROPOSED BUDGET FY 2022

FUND	DEPARTMENT	DIVISION
100 GENERAL FUND	522 DEVELOPMENT SERVICES	100-522 GENERAL FUND | DEVELOPMENT SERVICES

PACKAGES SUMMARY - APPROVED

TITLE	TYPE	GOAL	AMOUNT
NEW POSITION - PLANNER	ADJUSTMENT TO BASE		$64,600
NEIGHBORHOOD DESIGN CONSULTANT	ADJUSTMENT TO BASE		$50,000
TOTAL GENERAL FUND | DEVELOPMENT SERVICES			**$114,600**

PROPOSED BUDGET FY 2022

FUND	DEPARTMENT	DIVISION
100 GENERAL FUND	552 POLICE	100-552 GENERAL FUND | POLICE

PACKAGES SUMMARY - APPROVED

TITLE	TYPE	GOAL	AMOUNT
LAW ENFORCEMENT MENTAL HEALTH SERVICES	ADJUSTMENT TO BASE		$10,000
TOTAL GENERAL FUND | POLICE			**$10,000**

PROPOSED BUDGET FY 2022

FUND	DEPARTMENT	DIVISION
100 GENERAL FUND	563 STREETS AND GROUNDS	100-563 GENERAL FUND | STREETS AND GROUNDS

PACKAGES SUMMARY - APPROVED

TITLE	TYPE	GOAL	AMOUNT
CONTRACT MOWING	ADJUSTMENT TO BASE		$120,000
TOTAL GENERAL FUND | STREETS AND GROUNDS			**$120,000**

PROPOSED BUDGET FY 2022

FUND	DEPARTMENT	DIVISION
100 GENERAL FUND	565 PARKS AND RECREATION	100-565 GENERAL FUND | PARKS AND RECREATION

PACKAGES SUMMARY - APPROVED

TITLE	TYPE	GOAL	AMOUNT
IN HOUSE PARKS MASTER PLAN ITEMS	ADJUSTMENT TO BASE		$30,000
TOTAL GENERAL FUND | PARKS AND RECREATION			**$30,000**

PROPOSED BUDGET FY 2022

FUND	DEPARTMENT	DIVISION
100 GENERAL FUND	566 BUILDING MAINTENANCE	100-566 GENERAL FUND | BUILDING MAINTENANCE

PACKAGES SUMMARY - APPROVED

TITLE	TYPE	GOAL	AMOUNT
CITY HALL OFFICES	ADJUSTMENT TO BASE		$20,000
TOTAL GENERAL FUND | BUILDING MAINTENANCE			**$20,000**

PROPOSED BUDGET FY 2022

FUND	DEPARTMENT	DIVISION
123 MAIN STREET REVENUE FUND	615 CONTRIBUTE CIVIC PROGRAMS	123-615 MAIN STREET REVENUE FUND | CONTRIBUTE CIVIC PROGRAMS

PACKAGES SUMMARY - APPROVED

TITLE	TYPE	GOAL	AMOUNT
INCREASE FARMERS MARKET	ADJUSTMENT TO BASE		$3,000
TOTAL MAIN STREET REVENUE FUND | CONTRIBUTE CIVIC PROGRAMS			**$3,000**

PROPOSED BUDGET FY 2022

FUND	DEPARTMENT	DIVISION
340 PUBLIC UTILITIES FUND	706 WASTEWATER TREATMENT PLANT	340-706 PUBLIC UTILITIES FUND | WASTEWATER TREATMENT PLANT

PACKAGES SUMMARY - APPROVED

TITLE	TYPE	GOAL	AMOUNT
TESTING/CERT PERMITS	ADJUSTMENT TO BASE		$10,000
CHEMICALS	ADJUSTMENT TO BASE		$25,160
LANDFILL FEES	ADJUSTMENT TO BASE		$12,380
ELECTRIC MOTOR MAINT/REPAIR	ADJUSTMENT TO BASE		$10,000
LABORATORY SUPPLIES	ADJUSTMENT TO BASE		$1,630
WORKSHOP TRAINING	ADJUSTMENT TO BASE		$730
TOTAL PUBLIC UTILITIES FUND | WASTEWATER TREATMENT PLANT			**$59,900**

PROPOSED BUDGET FY 2022

FUND	DEPARTMENT	DIVISION
340 PUBLIC UTILITIES FUND	708 DISTRIBUTION/COLLECTION	340-708 PUBLIC UTILITIES FUND | DISTRIBUTION/COLLECTION

PACKAGES SUMMARY - APPROVED

TITLE	TYPE	GOAL	AMOUNT
OTHER CONTRACT SERVICES	ADJUSTMENT TO BASE		$48,000
WATER METERS	ADJUSTMENT TO BASE		$136,785
MISC HARDWARE	ADJUSTMENT TO BASE		$10,000
LABORATORY SUPPLIES	ADJUSTMENT TO BASE		$4,000
WATER VALVES	ADJUSTMENT TO BASE		$3,300
CLAMPS	ADJUSTMENT TO BASE		$5,200
MULTI-FUNCTION PRINTER/COPIER AT 1201 N. MAIN ST.	ADJUSTMENT TO BASE		$3,600
TOTAL PUBLIC UTILITIES FUND | DISTRIBUTION/COLLECTION			**$210,885**

Pending Packages

(Unfunded ATBs)

PROPOSED BUDGET FY 2022

FUND	DEPARTMENT	DIVISION
100 GENERAL FUND	100 GENERAL FUND	100-330 GENERAL FUND | 330 REVENUES

PACKAGES SUMMARY - PENDING

TITLE	TYPE	GOAL	AMOUNT
BODY WORN CAMERA GRANT	ADJUSTMENT TO BASE		$93,000
TOTAL GENERAL FUND | 330 REVENUES			**$93,000**

PROPOSED BUDGET FY 2022

FUND	DEPARTMENT	DIVISION
100 GENERAL FUND	501 CITY MANAGEMENT	100-501 GENERAL FUND | CITY MANAGEMENT

PACKAGES SUMMARY - PENDING

TITLE	TYPE	GOAL	AMOUNT
LASERFICHE SOFTWARE	ADJUSTMENT TO BASE		$40,000
TOTAL GENERAL FUND | CITY MANAGEMENT			**$40,000**

PROPOSED BUDGET FY 2022

FUND	DEPARTMENT	DIVISION
100 GENERAL FUND	503 PUBLIC INFORMATION	100-503 GENERAL FUND | PUBLIC INFORMATION

PACKAGES SUMMARY - PENDING

TITLE	TYPE	GOAL	AMOUNT
GEN OBLIGATION INFORMATION	ADJUSTMENT TO BASE		$7,500
PODIUM	ADJUSTMENT TO BASE		$1,000
GRAPHICS CONTRACT	ADJUSTMENT TO BASE		$30,000
MINI MAC COMPUTER	ADJUSTMENT TO BASE		$1,700
TOTAL GENERAL FUND | PUBLIC INFORMATION			**$40,200**

PROPOSED BUDGET FY 2022

FUND	DEPARTMENT	DIVISION
100 GENERAL FUND	504 HUMAN RESOURCES	100-504 GENERAL FUND | HUMAN RESOURCES

PACKAGES SUMMARY - PENDING

TITLE	TYPE	GOAL	AMOUNT
CARD PRINTER	ADJUSTMENT TO BASE		$1,100
TOTAL GENERAL FUND | HUMAN RESOURCES			**$1,100**

PROPOSED BUDGET FY 2022

FUND	DEPARTMENT	DIVISION
100 GENERAL FUND	505 CITY CLERK	100-505 GENERAL FUND | CITY CLERK

PACKAGES SUMMARY - PENDING

TITLE	TYPE	GOAL	AMOUNT
FILE CABINETS	ADJUSTMENT TO BASE		$2,200
OFFICE DESK & CABINET	ADJUSTMENT TO BASE		$5,000
MUNICODE AGENDA SOFTWARE	ADJUSTMENT TO BASE		$5,900
TOTAL GENERAL FUND | CITY CLERK			**$13,100**

PROPOSED BUDGET FY 2022

FUND	DEPARTMENT	DIVISION
100 GENERAL FUND	516 MUNICIPAL COURT	100-516 GENERAL FUND | MUNICIPAL COURT

PACKAGES SUMMARY - PENDING

TITLE	TYPE	GOAL	AMOUNT
CERTIFIED INTERPRETER TO TRANSLATE COURT ORDER/WEBSITE	ADJUSTMENT TO BASE		$8,000
TEMPORARY/SEASONAL HELP	ADJUSTMENT TO BASE		$9,000
OFFICE/COURTROOM FURNITURE	ADJUSTMENT TO BASE		$1,750
DEPUTY COURT CLERK/COLLECTION CLERK	ADJUSTMENT TO BASE		$59,710
TOTAL GENERAL FUND | MUNICIPAL COURT			**$78,460**

PROPOSED BUDGET FY 2022

FUND	DEPARTMENT	DIVISION
100 GENERAL FUND	522 DEVELOPMENT SERVICES	100-522 GENERAL FUND | DEVELOPMENT SERVICES

PACKAGES SUMMARY - PENDING

TITLE	TYPE	GOAL	AMOUNT
CITY HALL RECEPTIONIST - PART TIME	ADJUSTMENT TO BASE		$10,150
ADDITIONAL CODE ENFORCEMENT ABATEMENT FUNDS	ADJUSTMENT TO BASE		$50,000
BOARD AND COMMISSION PROFESSIONAL TRAINING	ADJUSTMENT TO BASE		$10,000
DEVELOPMENT SERVICES CUSTOMER SHEPHERD CONSULTANT	ADJUSTMENT TO BASE		$15,000
TOTAL GENERAL FUND | DEVELOPMENT SERVICES			**$85,150**

PROPOSED BUDGET FY 2022

FUND	DEPARTMENT	DIVISION
100 GENERAL FUND	524 MAIN STREET	100-524 GENERAL FUND | MAIN STREET

PACKAGES SUMMARY - PENDING

TITLE	TYPE	GOAL	AMOUNT
MAIN STREET AMERICA REVITALIZATION PROFESSIONAL CERTIFICATION	ADJUSTMENT TO BASE		$1,825
NEW BANNERS FOR DOWNTOWN	ADJUSTMENT TO BASE		$3,125
ADVERTISING	ADJUSTMENT TO BASE		$4,000
ROTARY CLUB OF TAYLOR	ADJUSTMENT TO BASE		$875
DOWNTOWN IDEA EXCHANGE	ADJUSTMENT TO BASE		$300
TOTAL GENERAL FUND | MAIN STREET			**$10,125**

PROPOSED BUDGET FY 2022

FUND	DEPARTMENT	DIVISION
100 GENERAL FUND	527 MOODY MUSEUM	100-527 GENERAL FUND | MOODY MUSEUM

PACKAGES SUMMARY - PENDING

TITLE	TYPE	GOAL	AMOUNT
PART-TIME CURATOR	ADJUSTMENT TO BASE		$13,500
TOTAL GENERAL FUND | MOODY MUSEUM			**$13,500**

PROPOSED BUDGET FY 2022

FUND	DEPARTMENT	DIVISION
100 GENERAL FUND	532 PUBLIC LIBRARY	100-532 GENERAL FUND | PUBLIC LIBRARY

PACKAGES SUMMARY - PENDING

TITLE	TYPE	GOAL	AMOUNT
REPLACEMENT OF 30 LIBRARY TASK CHAIRS	ADJUSTMENT TO BASE		$12,000
LIBRARY MEETING ROOM SEATING	ADJUSTMENT TO BASE		$20,800
TOTAL GENERAL FUND | PUBLIC LIBRARY			**$32,800**

PROPOSED BUDGET FY 2022

FUND	DEPARTMENT	DIVISION
100 GENERAL FUND	542 FIRE	100-542 GENERAL FUND | FIRE

PACKAGES SUMMARY - PENDING

TITLE	TYPE	GOAL	AMOUNT
FLEET REPLACEMENT	ADJUSTMENT TO BASE		$137,730
ISO STUDY PHASES 2 & 3	ADJUSTMENT TO BASE		$18,000
EOC INCIDENT COMMAND SOFTWARE	ADJUSTMENT TO BASE		$16,000
3 FIREFIGHTER POSITIONS	ADJUSTMENT TO BASE		$250,842
FIRE DEPARTMENT CAPTAIN POSITIONS	ADJUSTMENT TO BASE		$21,000
TOTAL GENERAL FUND | FIRE			**$443,572**

PROPOSED BUDGET FY 2022

FUND	DEPARTMENT	DIVISION
100 GENERAL FUND	552 POLICE	100-552 GENERAL FUND | POLICE

PACKAGES SUMMARY - PENDING

TITLE	TYPE	GOAL	AMOUNT
FLEET REPLACEMENT	ADJUSTMENT TO BASE		$16,537
NEW PATROL OFFICERS - OPTION 1	ADJUSTMENT TO BASE		$478,347
NEW PATROL OFFICERS - OPTION 2	ADJUSTMENT TO BASE		$239,173
BODY WORN AND IN-CAR CAMERA UPGRADE	ADJUSTMENT TO BASE		$93,000
DOWNTOWN FOOT/BIKE PATROL OFFICER	ADJUSTMENT TO BASE		$84,337
COPIER FOR PATROL AREA	ADJUSTMENT TO BASE		$1,800
POLICE SERGEANT - TRAFFIC UNIT	ADJUSTMENT TO BASE		$76,140
EMPLOYEE CONFERENCES	ADJUSTMENT TO BASE		$9,600
TOTAL GENERAL FUND | POLICE			**$998,934**

PROPOSED BUDGET FY 2022

FUND	DEPARTMENT	DIVISION
100 GENERAL FUND	563 STREETS AND GROUNDS	100-563 GENERAL FUND | STREETS AND GROUNDS

PACKAGES SUMMARY - PENDING

TITLE	TYPE	GOAL	AMOUNT
STREET PROGRAM EQUIPMENT PHASE I	ADJUSTMENT TO BASE		$790,000
STREET PROGRAM EQUIPMENT PHASE II	ADJUSTMENT TO BASE		$723,000
FLEET REPLACEMENT	ADJUSTMENT TO BASE		$113,397
4TH STREET OVERLAY	ADJUSTMENT TO BASE		$72,000
CONSTRUCTION TESTING	ADJUSTMENT TO BASE		$20,000
STREET PROGRAM EMULSION OIL	ADJUSTMENT TO BASE		$0
CORING MACHINE/DRILL	ADJUSTMENT TO BASE		$7,000
TRASH PUMP	ADJUSTMENT TO BASE		$2,000
PW YARD FRONT GATE AUTOMATED	ADJUSTMENT TO BASE		$16,000
APWA ACCREDIDATION FOR PW DEPARTMENT	ADJUSTMENT TO BASE		$20,000
OFFICE FURNITURE	ADJUSTMENT TO BASE		$1,250
PW BUILDING GENERATOR	ADJUSTMENT TO BASE		$100,000
TOTAL GENERAL FUND | STREETS AND GROUNDS			**$1,864,647**

PROPOSED BUDGET FY 2022

FUND	DEPARTMENT	DIVISION
100 GENERAL FUND	565 PARKS AND RECREATION	100-565 GENERAL FUND | PARKS AND RECREATION

PACKAGES SUMMARY - PENDING

TITLE	TYPE	GOAL	AMOUNT
ROBINSON BALLFIELD LIGHTING LED	ADJUSTMENT TO BASE		$55,000
BACK STOP NETTING AT TRP	ADJUSTMENT TO BASE		$33,000
PARKS & TRAILS MASTER PLAN	ADJUSTMENT TO BASE		$75,000
ATHLETIC FIELD TECHNICIANS	ADJUSTMENT TO BASE		$83,887
TOTAL GENERAL FUND | PARKS AND RECREATION			**$246,887**

PROPOSED BUDGET FY 2022

FUND	DEPARTMENT	DIVISION
100 GENERAL FUND	566 BUILDING MAINTENANCE	100-566 GENERAL FUND | BUILDING MAINTENANCE

PACKAGES SUMMARY - PENDING

TITLE	TYPE	GOAL	AMOUNT
VEHICLE EXHAUST REMOVAL SYSTEM	ADJUSTMENT TO BASE		$40,000
MOODY MUSEUM SEWER LINE	ADJUSTMENT TO BASE		$6,000
UTILITY MAINTENANCE FLOORING	ADJUSTMENT TO BASE		$3,500
PUBLIC WORKS FLOORING	ADJUSTMENT TO BASE		$7,000
AIPORT FLOORING	ADJUSTMENT TO BASE		$8,000
CITY FACILITIES ASSESSMENT	ADJUSTMENT TO BASE		$100,000
PARKS & RECREATION FIELD OFFICES - PHASE 1	ADJUSTMENT TO BASE		$99,000
PARKS & RECREATION FIELD OFFICES - PHASE 2	ADJUSTMENT TO BASE		$38,000
TOTAL GENERAL FUND | BUILDING MAINTENANCE			**$301,500**

PROPOSED BUDGET FY 2022

FUND	DEPARTMENT	DIVISION
100 GENERAL FUND	575 INFORMATION TECHNOLOGY	100-575 GENERAL FUND | INFORMATION TECHNOLOGY

PACKAGES SUMMARY - PENDING

TITLE	TYPE	GOAL	AMOUNT
LIBRARY SERVER	ADJUSTMENT TO BASE		$11,300
IT MASTER PLAN ASSESSMENT	ADJUSTMENT TO BASE		$50,000
IT REMOTE TOOLS	ADJUSTMENT TO BASE		$20,000
TOTAL GENERAL FUND | INFORMATION TECHNOLOGY			**$81,300**

PROPOSED BUDGET FY 2022

FUND	DEPARTMENT	DIVISION
100 GENERAL FUND	592 NON-DEPARTMENTAL	100-592 GENERAL FUND | NON-DEPARTMENTAL

PACKAGES SUMMARY - PENDING

TITLE	TYPE	GOAL	AMOUNT
PUBLIC ARTS MURALS	ADJUSTMENT TO BASE		$10,000
TOTAL GENERAL FUND | NON-DEPARTMENTAL			**$10,000**

PROPOSED BUDGET FY 2022

FUND	DEPARTMENT	DIVISION
340 PUBLIC UTILITIES FUND	701 UTILITIES ADMINISTRATION	340-701 PUBLIC UTILITIES FUND | UTILITIES ADMINISTRATION

PACKAGES SUMMARY - PENDING

TITLE	TYPE	GOAL	AMOUNT
FILE CABINETS	ADJUSTMENT TO BASE		$800
TOTAL PUBLIC UTILITIES FUND | UTILITIES ADMINISTRATION			**$800**

PROPOSED BUDGET FY 2022

FUND	DEPARTMENT	DIVISION
340 PUBLIC UTILITIES FUND	706 WASTEWATER TREATMENT PLANT	340-706 PUBLIC UTILITIES FUND | WASTEWATER TREATMENT PLANT

PACKAGES SUMMARY - PENDING

TITLE	TYPE	GOAL	AMOUNT
ELECTRICAL REPAIRS	ADJUSTMENT TO BASE		$11,000
TOTAL PUBLIC UTILITIES FUND | WASTEWATER TREATMENT PLANT			**$11,000**

PROPOSED BUDGET FY 2022

FUND	DEPARTMENT	DIVISION
350 AIRPORT FUND	732 AIRPORT OPERATIONS	350-732 AIRPORT FUND | AIRPORT OPERATIONS

PACKAGES SUMMARY - PENDING

TITLE	TYPE	GOAL	AMOUNT
EQUIPMENT STORAGE BUILDING	ADJUSTMENT TO BASE		$12,500
TOTAL AIRPORT FUND | AIRPORT OPERATIONS			**$12,500**

PROPOSED BUDGET FY 2022

FUND	DEPARTMENT	DIVISION
370 CEMETERY OPERATING FUND	761 CEMETERY OPERATING	370-761 CEMETERY OPERATING FUND | CEMETERY OPERATING

PACKAGES SUMMARY - PENDING

TITLE	TYPE	GOAL	AMOUNT
ROAD MAINTENANCE	ADJUSTMENT TO BASE		$30,000
CONTRACT MOWING	ADJUSTMENT TO BASE		$220,000
OFFICE BULDING	ADJUSTMENT TO BASE		$250,000
PORTABLE OFFICE FOR CLERK	ADJUSTMENT TO BASE		$65,000
TOTAL CEMETERY OPERATING FUND | CEMETERY OPERATING			**$565,000**

PROPOSED BUDGET FY 2022

FUND	DEPARTMENT	DIVISION
382 FLEET SERVICES OPERATING FUND	517 FLEET SERVICES	382-517 FLEET SERVICES OPERATING FUND | FLEET SERVICES

PACKAGES SUMMARY - PENDING

TITLE	TYPE	GOAL	AMOUNT
TIRE MOUNT	ADJUSTMENT TO BASE		$8,000
MECHANIC	ADJUSTMENT TO BASE		$48,000
DIAGNOSTIC EQUIPMENT	ADJUSTMENT TO BASE		$10,000
HUNTER TIRE BALANCER	ADJUSTMENT TO BASE		$8,000
TOTAL FLEET SERVICES OPERATING FUND | FLEET SERVICES			**$74,000**

FISCAL YEAR 2022

GROWING PAINS

BUDGET THEME: GROWING PAINS

This year's budget theme in Growing Pains. Growth has started in Taylor and all signs point that it will continue for several years to come. New developments will bring new citizens, more streets and utility infrastructure, more stores, and more traffic. Growth brings an increase demand on municipal services and additional costs to maintain the added streets and other infrastructure. Some of the increase in demand of services occurs at the start of the development cycle, such as increased plan review and permit issuance, and an increase in financial analysis and planning. New development also increases the demands on the current water and sewer infrastructures and ensuring the integrity of these systems to support growth occurs at the start of the development cycle.

Taylor is at the painful point were the costs associated with the increasing demand on services is accelerating faster than the revenue growth associated with the development. Trying to balance the financial cost of the City's needed improvements with the desire to maintain an affordable standard of living is the reason that we have given the FY2022 budget the theme of Growing Pains.

February

- February 11 – Present Budget Calendar to City Council

March

- **March 1 & 2** -- Budget Kick-Off Meeting with Department Directors and Administrators
- **March 4** – Meet and Discuss CIP with Department Directors
- March 25 – "State of the Department" presentations by Public Works (streets & grounds), Cemetery, Development Services, and Parks & Recreation departments to City Council

April

- **April 1** – Receive preliminary property values from WCAD
- April 8 – "State of the Department" presentations by Police and Airport departments to City Council
- April 14 – Department FY 21-22 Budget (with ATB's) and FY 20-21 Projection Deadline for data entry in MDSS. (Departments will be locked out of MDSS after April 14)
- April 22 – "State of the Department" presentations by Public Works (utilities), Library, and City Clerk/Municipal Court departments to City Council
- **Week of April 26** – Meet with City Management to review preliminary budget
- **April 1-30** – One-on-one meetings with City Council members and City Management

May

- **Week of May 3** – City Manager meets with Department Directors to discuss Budgets
- **Week of May 10** – Finance review, update, revise budget and CIP with City Management
- **Week of May 17** – Finance meets with City Management to review, update, revise budget
- May 26 – Deadline to Submit FY 20-21 Accomplishments, FY 21-22 Goals & Objectives, and Performance Measures
- May 27 -- "State of the Department" presentations by Human Resources and Finance/Utility Billing departments to City Council
- May 28 – Rough Draft Budget due to City Manager

June

- June 10 – "State of the Department" presentations by Communications and Internal Services

- June 24 – Present preliminary budget to City Council with brief explanations and "State of the Department" presentation by City Management to City Council

July

- July 8 – Budget Workshop I
- July 22 – Possible Budget/CIP Workshop II
- **July 23-28** – Certified property values from WCAD

August

- **August 7** – Deadline for WCAD to send taxpayer postcards
- **August 9** – File proposed budget with City Clerk
- August 12 – Discuss FY 21-22 CIP
- August 26 – Set Upper Limit Tax Rate, schedule Public Hearings, introduce Budget and Tax Rate Ordinances, present Certification of Sales Tax for Debt, and post required Notice of Tax Rates on City website
- **August 29 –** Publish Notice of Public Hearing for the FY 21-22 Budget and Tax Rate in the newspaper

September

- September 9 – Public Hearing and Adoption of FY 21-22 Budget / Public Hearing and Adoption of FY 21-22 Tax Rate / Introduce Fee Schedule Ordinance
- September 23 – Adopt FY 21-22 Fee Schedule

CITY OF TAYLOR 2021 APPRAISAL DATA

TOTAL ROLL VALUE HISTORY AND CURRENT BREAKDOWN

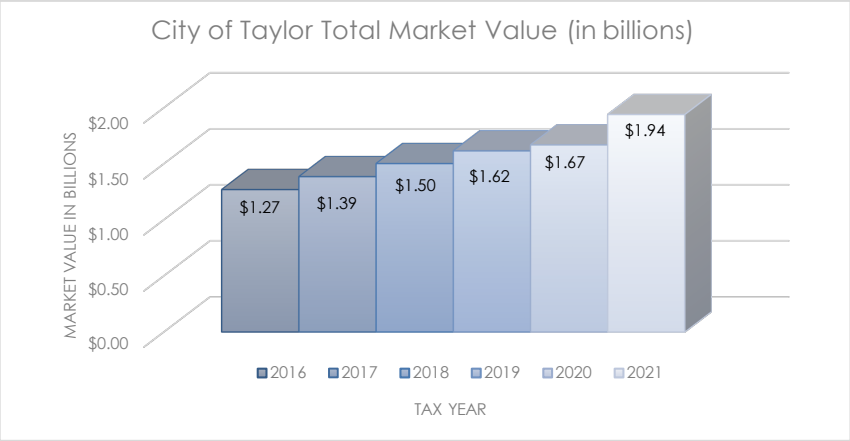

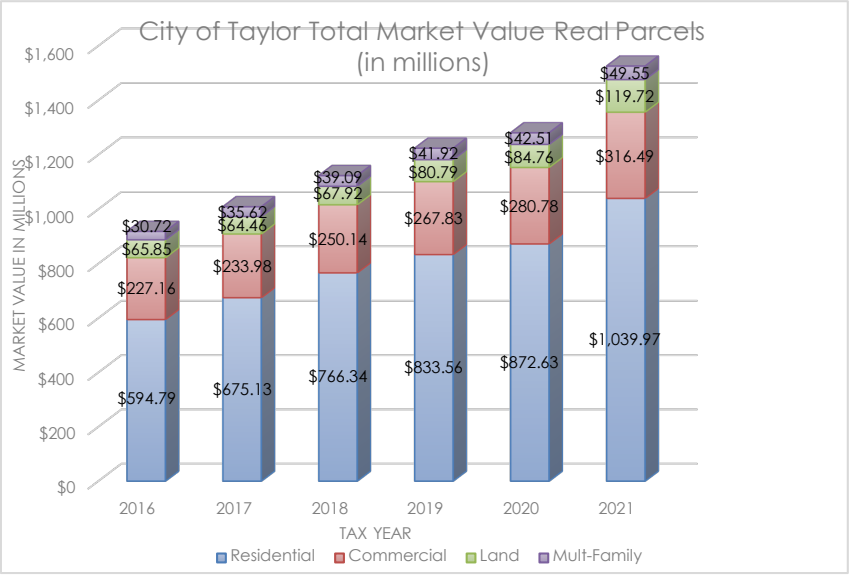

CITY OF TAYLOR RESIDENTIAL MEDIAN VALUE HISTORY

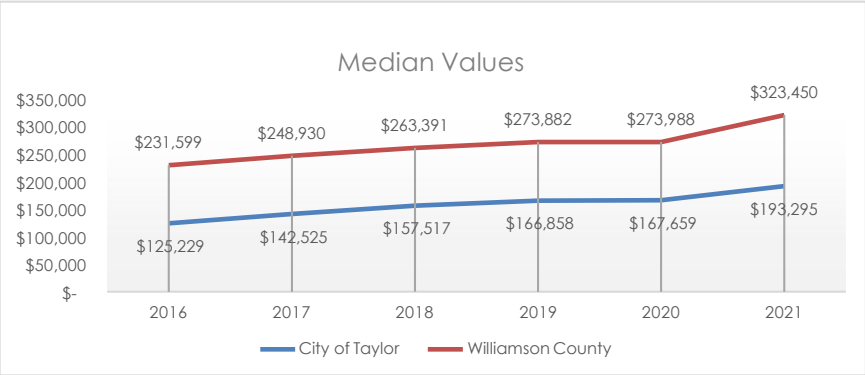

CITY OF TAYLOR RESIDENTIAL NEW IMPROVEMENTS HISTORY

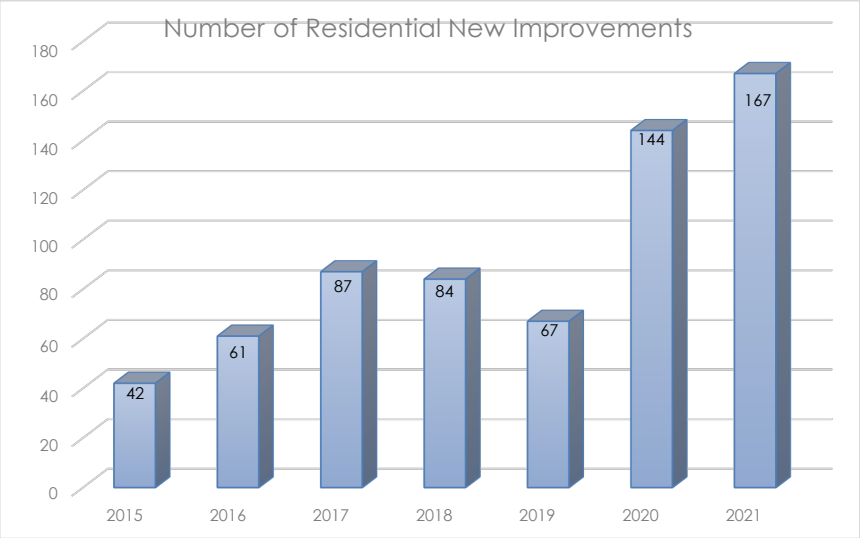

CHANGE IN TOTAL TAXABLE VALUE

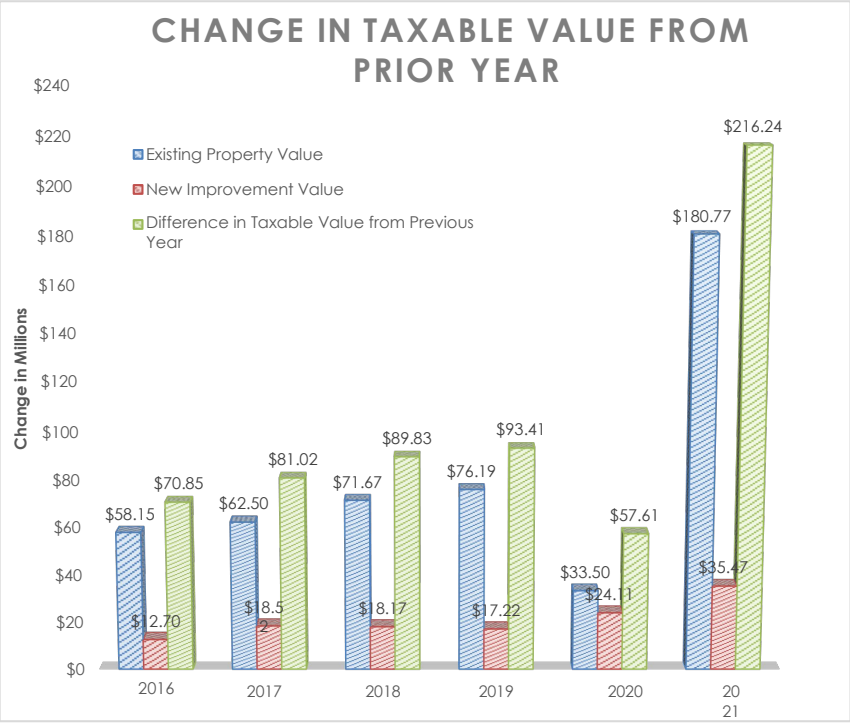

CITY OF TAYLOR
COMBINED BUDGET SUMMARY

The Combined Budget Summary contains projected balances at the beginning of the year, additions as a result of revenue collected during the fiscal year, subtractions for budgeted expenditures during the year and budgeted balances at the conclusion of the fiscal year for operating, debt service, special revenue and fiduciary funds.

FUNDS	Projected Beginning Fund Balance 10/01/2021	Proposed Budget Revenues 2021-22	Proposed Budget Expenditures 2021-22	Revenues over/ (under) Expenditures 2021-22	Projected Ending Fund Balance 9/30/2022
Governmental Funds:					
General Fund	$ 5,173,649	$ 16,914,632	$ 16,865,598	$ 49,034	$ 5,222,683
Special Revenue Funds:					
TIF Fund	$ 205,584	$ 406,500	$ 408,032	$ (1,532)	$ 204,052
Hotel-Motel Tax Fund	$ 48,863	$ 190,000	$ 204,000	$ (14,000)	$ 34,863
Main Street Revenue Fund	$ 66,175	$ 108,100	$ 108,100	$ -	$ 66,175
Municipal Court Revenue Funds	$ 82,460	$ 19,000	$ 9,712	$ 9,288	$ 91,748
Library Grant/Donation Fund	$ 331,420	$ 700	$ 2,050	$ (1,350)	$ 330,070
Municipal Utility Drainage Fund	$ 200,808	$ 522,500	$ 513,600	$ 8,900	$ 209,708
Transportation Fund (TUF)	$ 540,781	$ 828,000	$ 821,319	$ 6,681	$ 547,462
Special Revenue Funds Subtotal	$ 1,476,091	$ 2,074,800	$ 2,066,813	$ 7,987	$ 1,484,078
Roadway Impact Fund	$ 320,274	$ 60,000	$ 60,000	$ -	$ 320,274
Utility Impact Fund	$ 2,273,543	$ 425,000	$ 160,000	$ 265,000	$ 2,538,543
Governmental Funds Subtotal	**$ 9,243,557**	**$ 19,474,432**	**$ 19,152,411**	**$ 322,021**	**$ 9,565,578**
Proprietary Funds:					
Utility Fund	$ 4,784,200	$ 11,279,000	$ 11,244,408	$ 34,592	$ 4,818,792
Airport	$ 543,951	$ 459,200	$ 455,130	$ 4,070	$ 548,021
Cemetery Fund	$ 42,837	$ 257,500	$ 258,566	$ (1,066)	$ 41,771
Sanitation Fund	$ 249,280	$ 1,977,600	$ 1,946,700	$ 30,900	$ 280,180
Proprietary Funds Subtotal	**$ 5,620,268**	**$ 13,973,300**	**$ 13,904,804**	**$ 68,496**	**$ 5,688,764**
Fiduciary Funds					
Cemetery Permanent Fund	654,861	13,500	5,000	8,500	$ 663,361
Fiduciary Funds Subtotal	**$ 654,861**	**$ 13,500**	**$ 5,000**	**$ 8,500**	**$ 663,361**
Debt Service I&S Fund					
General Government I&S Funds	$ 703,272	$ 3,183,100	$ 3,145,758	$ 37,342	$ 740,614
	$ 703,272	**$ 3,183,100**	**$ 3,145,758**	**$ 37,342**	**$ 740,614**
Total Combined Summary	**$ 16,221,958**	**$ 36,644,332**	**$ 36,207,973**	**$ 436,359**	**$ 16,658,317**

TOTAL BUDGETED REVENUES & EXPENDITURES

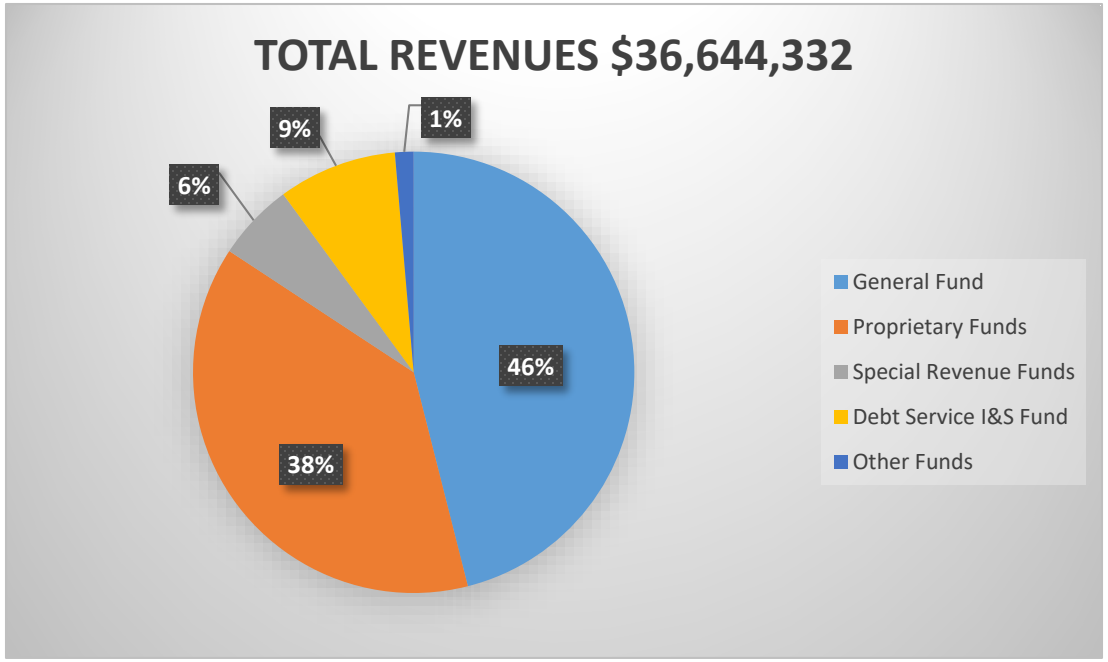

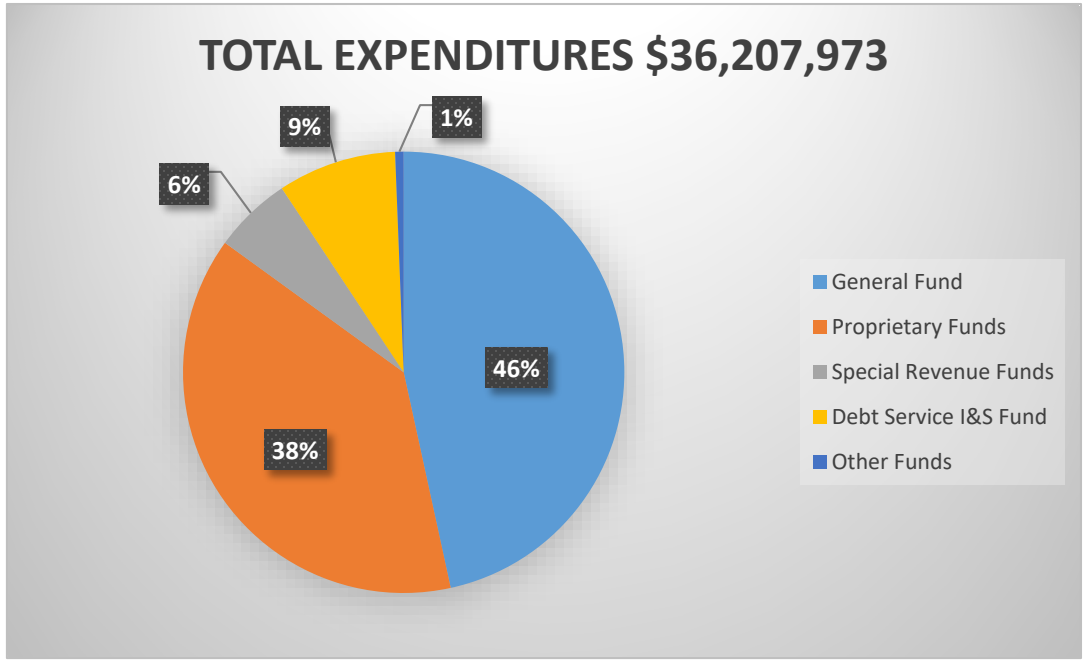

GENERAL FUND SUMMARY

ORGUNIT	DEPTDIV	ACT18	ACT19	ACT20	BUD21	EST21	BASE22	PACKAGES22	PROP22	DIFFERENCE	%
100-310	GENERAL FUND | 310 REVENUES	$10,326,340	$10,943,158	$12,071,981	$11,612,000	$12,521,000	$13,224,000	$0	$13,224,000	$1,612,000	13.9%
100-320	GENERAL FUND | 320 REVENUES	$280,039	$492,516	$841,181	$494,800	$770,150	$669,800	$0	$669,800	$175,000	35.4%
100-330	GENERAL FUND | 330 REVENUES	$173,519	$173,596	$151,977	$196,600	$448,067	$296,500	$0	$296,500	$99,900	50.8%
100-340	GENERAL FUND | 340 REVENUES	$279,208	$307,088	$223,699	$272,400	$265,400	$357,400	$0	$357,400	$85,000	31.2%
100-410	GENERAL FUND | 410 REVENUES	$349,049	$301,684	$192,865	$266,500	$193,000	$231,700	$0	$231,700	($34,800)	-13.1%
100-420	GENERAL FUND | 420 REVENUES	$34,619	$19,169	$3,929	$13,000	$113,500	$14,000	$0	$14,000	$1,000	7.7%
100-430	GENERAL FUND | 430 REVENUES	$231,348	$323,554	$343,562	$231,000	$436,543	$128,000	$0	$128,000	($103,000)	-44.6%
100-440	GENERAL FUND | 440 REVENUES	$518,750	$117,862	$119,234	$12,500	$10,500	$10,500	$0	$10,500	($2,000)	-16.0%
100-450	GENERAL FUND | 450 REVENUES	$1,609,200	$1,634,200	$2,135,150	$2,008,182	$2,008,182	$1,982,732	$0	$1,982,732	($25,450)	-1.3%
100-460	GENERAL FUND | 460 REVENUES	$2,425	$595	$10	$0	$0	$0	$0	$0	$0	0.0%
100-470	GENERAL FUND | 470 REVENUES	$0	$0	$0	$0	$0	$0	$0	$0	$0	0.0%
REVENUES		**$13,804,497**	**$14,313,422**	**$16,083,588**	**$15,106,982**	**$16,766,342**	**$16,914,632**	**$0**	**$16,914,632**	**$1,807,650**	**12.0%**
100-500	GENERAL FUND | CITY COUNCIL	$141,469	$140,588	$275,625	$195,588	$214,139	$213,980	$0	$213,980	$18,392	9.4%
100-501	GENERAL FUND | CITY MANAGEMENT	$593,974	$699,835	$677,611	$668,015	$675,897	$547,780	$0	$547,780	($120,235)	-18.0%
100-503	GENERAL FUND | PUBLIC INFORMATION	$136,960	$143,035	$168,531	$196,018	$190,551	$197,540	$0	$197,540	$1,522	0.8%
100-504	GENERAL FUND | HUMAN RESOURCES	$205,651	$206,327	$241,030	$236,632	$262,245	$264,322	$13,500	$277,822	$41,190	17.4%
100-505	GENERAL FUND | CITY CLERK	$0	$0	$0	$0	$0	$133,012	$0	$133,012	$133,012	0.0%
100-512	GENERAL FUND | FINANCE	$548,696	$593,961	$605,972	$603,991	$616,132	$675,815	$85,000	$760,815	$156,824	26.0%
100-516	GENERAL FUND | MUNICIPAL COURT	$381,057	$374,145	$353,211	$404,147	$405,040	$432,079	$0	$432,079	$27,932	6.9%
100-522	GENERAL FUND | DEVELOPMENT SERVICES	$730,122	$817,543	$1,107,057	$1,037,671	$1,301,232	$1,409,968	$114,600	$1,524,568	$486,897	46.9%
100-524	GENERAL FUND | MAIN STREET	$99,714	$108,439	$85,188	$112,655	$116,260	$121,376	$0	$121,376	$8,721	7.7%
100-527	GENERAL FUND | MOODY MUSEUM	$5,712	$8,203	$7,480	$9,895	$9,675	$10,075	$0	$10,075	$180	1.8%
100-532	GENERAL FUND | PUBLIC LIBRARY	$457,484	$453,386	$497,620	$476,966	$486,700	$519,588	$0	$519,588	$42,622	8.9%
100-542	GENERAL FUND | FIRE	$2,517,979	$2,702,431	$2,574,994	$2,647,342	$3,038,485	$2,915,482	$0	$2,915,482	$268,140	10.1%
100-552	GENERAL FUND | POLICE	$3,616,392	$3,836,173	$3,921,442	$4,005,311	$4,184,356	$4,338,044	$10,000	$4,348,044	$342,733	8.6%
100-558	GENERAL FUND | ANIMAL CONTROL	$198,810	$199,338	$199,870	$224,561	$243,067	$234,028	$0	$234,028	$9,467	4.2%
100-563	GENERAL FUND | STREETS AND GROUNDS	$1,315,094	$1,524,710	$1,650,175	$1,705,624	$1,860,200	$1,863,854	$120,000	$1,983,854	$278,230	16.3%
100-565	GENERAL FUND | PARKS AND RECREATION	$845,055	$869,507	$1,076,138	$1,041,308	$1,037,369	$1,033,195	$30,000	$1,063,195	$21,887	2.1%
100-566	GENERAL FUND | BUILDING MAINTENANCE	$535,774	$528,116	$475,788	$497,746	$596,214	$518,153	$20,000	$538,153	$40,407	8.1%
100-573	GENERAL FUND | ENGINEERING	$90,774	$176,420	$164,135	$150,000	$250,000	$175,000	$0	$175,000	$25,000	16.7%
100-575	GENERAL FUND | INFORMATION TECHNOLOGY	$168,196	$176,122	$244,850	$263,243	$274,471	$251,322	$0	$251,322	($11,921)	-4.5%
100-592	GENERAL FUND | NON-DEPARTMENTAL	$358,409	$379,735	$555,396	$629,400	$730,654	$617,885	$0	$617,885	($11,515)	-1.8%
EXPENSES		**$12,947,322**	**$13,938,014**	**$14,882,113**	**$15,106,113**	**$16,492,687**	**$16,472,498**	**$393,100**	**$16,865,598**	**$1,759,485**	**11.6%**
100 GENERAL FUND		**$857,175**	**$375,408**	**$1,201,475**	**$869**	**$273,655**	**$442,134**	**($393,100)**	**$49,034**		

GENERAL FUND HIGHLIGHTS

- Preliminary Budgeted Rate ~ $0.781298 (decreased from current $0.809215)
  - This is the Voter Approval Rate with an I&S rate of ~$0.196663
- We will refinance some existing debt before the end of the current fiscal year
- Issue ~$11.6M in tax supported debt in early 2022
  - ~ $2.0M in debt proceeds will be used to purchase equipment and vehicles. This consists of ~$1.0M for Streets for enhanced street maintenance/level up program and ~$980,000 for Public Safety.
    - There is a 6-9 month lead time for equipment delivery, so funding for additional materials and enhanced road work will be in FY2023
  - Remaining $9.6M in debt proceeds will be used for projects to be identified and recommended in late Fall 2021 when debt authorization process begins
- Increase Over 65 Exemption to $30,000 from current level of $25,000

GENERAL FUND HIGHLIGHTS

- Compensation Increase: Increase to 95% of market average for civil service positions and 3% COLA for all others; full year funding for February 2021 adjustments
- Compensation Study Update
- Public Safety Mental Health Services
- Maintain VOCA position in PD after loss of grant funding
- Right-of-way Contract Mowing
- 62% Increase in Street Material Funding
- In-house Parks Master Plan Improvement Items
- Design Consultant Contract for Development Services – (paid for by developer fee)
- Development Ordinance Updates to Implement Comp. Plan – Part 1
- New Staff Position: Planner for Development Services
- New Staff Position: Purchasing Agent/Project Accountant for Finance
- Two additional offices in City Hall for new positions

GENERAL FUND REVENUE SOURCES

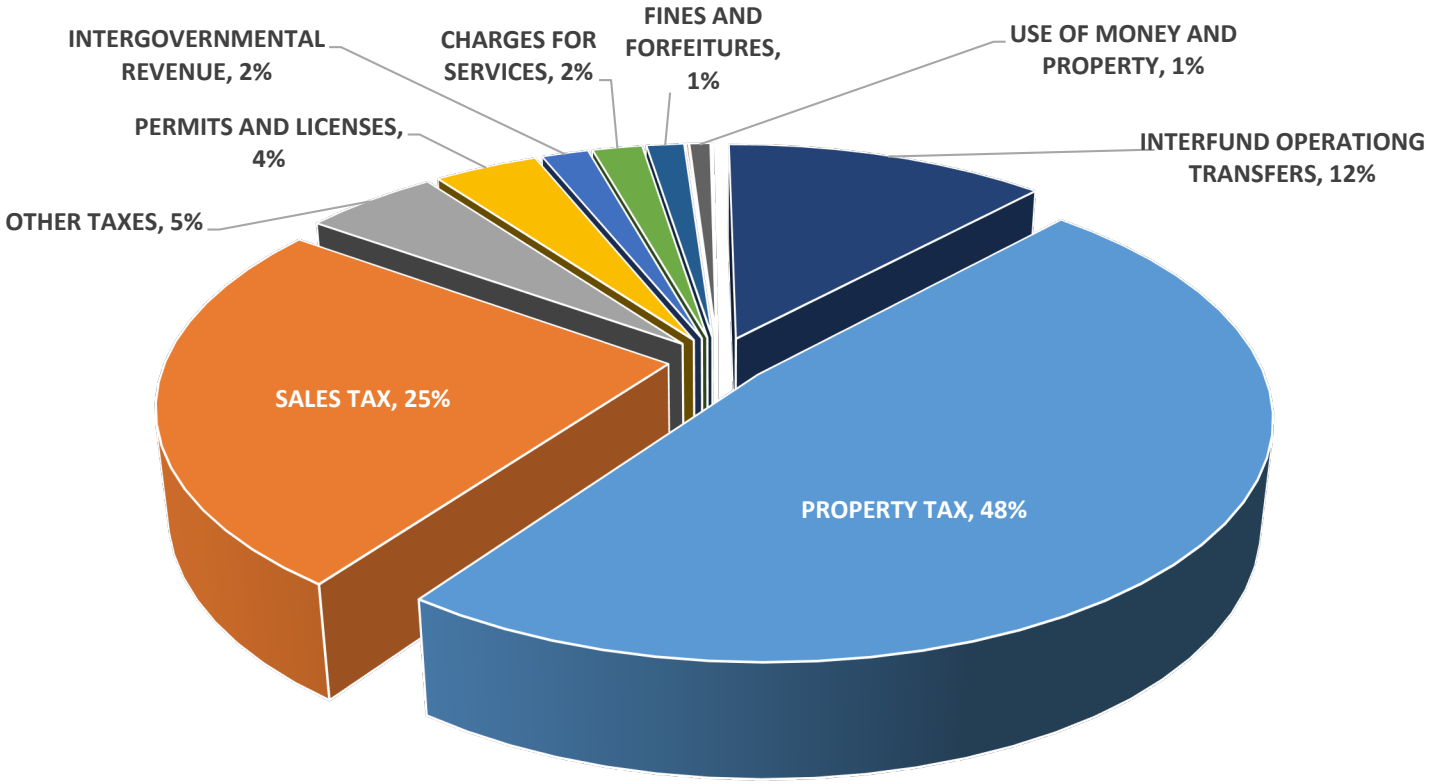

PRELIMINARY TAX RATE CALCULATIONS

FISCAL YEAR 2022 TAX RATES

	Calculated Tax Rate	Total Tax	M & O	M & O @ 98.5% Collection Rate	I & S	M&O Over the NNR Rate	M&O Over FY2021
No New Revenue Rate	0.742979	$ 10,457,429	$ 7,906,012	$ 7,787,422	$ 2,768,032		$ 173,115
Budgeted Rate	0.781298	$ 10,996,769	$ 8,228,738	$ 8,105,307	$ 2,768,032	$ 322,726	$ 495,841
Voter Approval Rate	0.781298	$ 10,996,769	$ 8,228,738	$ 8,105,307	$ 2,768,032	$ 322,726	$ 495,841
De Minimis Rate	0.793881	$ 11,173,875	$ 8,405,843	$ 8,279,756	$ 2,768,032	$ 499,831	$ 672,947

$	1,407,500,000	in valuation used to calculate revenues (includes reduction for additional senior exemption)
$	8,100,000	is the amount included in the General Fund for Maintenance and Operations (M&O)
$	2,768,000	is the amount needed for debt service (Interest and Sinking). Debt Rate is projected at .195645
$	140,750	is the amount that one-cent will produce in M&O property tax revenues
$	0.809215	FY2021 tax rate

CITY PROPERTY TAX DISTRIBUTION

Public Safety
38%

Tax Debt
14%

Admin
11%

Streets &
Grounds
10%

Other Depts*
9%

Park & Rec
5%

Develop Svc
8%

Library
3%

Municipal Ct
2%

*Main St, Moody Museum, Build Maint, Engineering, IT, Non-Dept

UTILITY FUND SUMMARY

ORGUNIT	DEPTDIV	ACT18	ACT19	ACT20	BUD21	EST21	BASE22	PACKAGES22	PROP22	DIFFERENCE	%
340-320	PUBLIC UTILITIES FUND | 320 REVENUES	$650	$925	$600	$1,000	$1,000	$1,000	$0	$1,000	$0	0.0%
340-330	PUBLIC UTILITIES FUND | 330 REVENUES	$0	$0	$0	$0	$0	$0	$0	$0	$0	0.0%
340-340	PUBLIC UTILITIES FUND | 340 REVENUES	$9,641,274	$9,101,095	$9,178,133	$10,019,500	$9,863,500	$10,953,500	$0	$10,953,500	$934,000	9.3%
340-420	PUBLIC UTILITIES FUND | 420 REVENUES	$35,873	$80,844	$89,270	$65,000	$202,000	$227,000	$0	$227,000	$162,000	249.2%
340-430	PUBLIC UTILITIES FUND | 430 REVENUES	$119,076	$192,496	$180,440	$158,500	$96,000	$95,500	$0	$95,500	($63,000)	-39.7%
340-450	PUBLIC UTILITIES FUND | 450 REVENUES	$232,432	$3,965	$0	$0	$0	$0	$0	$0	$0	0.0%
340-460	PUBLIC UTILITIES FUND | 460 REVENUES	$1,539	$1,759	$2,713	$1,500	$2,000	$2,000	$0	$2,000	$500	33.3%
340-470	PUBLIC UTILITIES FUND | 470 REVENUES	$0	$0	$0	$0	$0	$0	$0	$0	$0	0.0%
REVENUES		**$10,030,844**	**$9,381,084**	**$9,451,156**	**$10,245,500**	**$10,164,500**	**$11,279,000**	**$0**	**$11,279,000**	**$1,033,500**	**10.1%**
340-701	PUBLIC UTILITIES FUND | UTILITIES ADMINISTRATION	$1,715,785	$454,874	$482,053	$447,735	$489,019	$498,155	$0	$498,155	$50,420	11.3%
340-706	PUBLIC UTILITIES FUND | WASTEWATER TREATMENT PLANT	$670,656	$554,941	$671,781	$666,735	$717,435	$898,635	$59,900	$958,535	$291,800	43.8%
340-708	PUBLIC UTILITIES FUND | DISTRIBUTION/COLLECTION	$1,670,485	$1,619,940	$1,909,080	$1,684,396	$1,820,551	$1,941,543	$210,885	$2,152,428	$468,032	27.8%
340-709	PUBLIC UTILITIES FUND | NON-DEPARTMENTAL	$4,125,532	$5,499,807	$6,779,432	$7,201,376	$7,142,376	$7,635,290	$0	$7,635,290	$433,914	6.0%
EXPENSES		**$8,182,458**	**$8,129,562**	**$9,842,346**	**$10,000,242**	**$10,169,381**	**$10,973,623**	**$270,785**	**$11,244,408**	**$1,244,166**	**12.4%**
340 PUBLIC UTILITIES FUND		**$1,848,386**	**$1,251,522**	**($391,190)**	**$245,258**	**($4,881)**	**$305,377**	**($270,785)**	**$34,592**		

UTILITY FUND

- Utility Rate increase of 10% is recommended for FY2022 & FY2023, with lesser increases recommended for subsequent years
- Issue ~ $11M in debt for utility projects
- Use ~ $3.5M in American Rescue Plan Act money for Water or Wastewater infrastructure improvements
- $392,000 in Heavy Equipment/Vehicle Purchases
- Over $200,000 in Operational Increases that have been underfunded in previous budgets

UTILITY FUND HIGHLIGHTS

Distribution/Collection System

- Other Contract Services (CDBG Match)
- Water Meters (Increase to accommodate new developments)
- Miscellaneous Hardware for distribution/collection system
- Multi-Function Printer
- Equipment (Backhoe, Dump Truck, Pickup)

Wastewater Treatment Plant

- Testing/Certification Permits
- Chemicals & Lab Supplies
- Landfill Fees
- Electrical Motor Repair
- Additional Compensation Increases for Treatment Plant Staff
- Equipment (Backhoe)

City of Taylor, Texas
Projected 2022 Issuance with no Increase in the I&S Tax Rate: $11,680,000
Assumes February 2023 First Payment

FYE 9/30	Assessed Valuation	*Est. Growth*	Existing D/S	Less: Self-Supporting D/S	Less: Refunding Savings	Projected 2022 Issuance $11,680,000 Series 2022 3/16 2.38%	Projected Total D/S	Less: Available D/S Funds	Projected Total Net D/S	Projected I&S Tax Rate	Change
2021	$ 1,229,346,446		$ 6,072,194	$ (3,635,894)	$ (4,644)	$ -	$ 2,431,656	$ -	$ 2,431,656	$ 0.1955	$ -
2022	1,416,865,000	*13.23%*	6,054,709	(3,628,552)	342,550	-	2,768,708	-	2,768,708	0.1954	
2023	1,516,045,550	*7.00%*	6,073,393	(3,640,233)	(45,225)	575,170	2,963,106	-	2,963,106	0.1954	
2024	1,622,168,739	*7.00%*	6,086,839	(3,662,767)	(44,950)	786,800	3,165,922	-	3,165,922	0.1952	
2025	1,735,720,550	*7.00%*	6,082,053	(3,674,256)	(43,325)	806,600	3,171,072	-	3,171,072	0.1827	
2026	1,857,220,989	*7.00%*	6,071,565	(3,668,930)	(41,900)	805,000	3,165,735	-	3,165,735	0.1705	
2027	1,987,226,458	*7.00%*	5,719,362	(3,664,096)	(41,050)	802,800	2,817,017	-	2,817,017	0.1418	
2028	2,126,332,310	*7.00%*	5,182,578	(3,663,748)	(45,200)	805,000	2,278,630	-	2,278,630	0.1072	
2029	2,275,175,572	*7.00%*	3,269,413	(1,959,418)	(44,150)	806,400	2,072,245	-	2,072,245	0.0911	
2030	2,434,437,862	*7.00%*	3,030,308	(1,972,793)	(43,150)	802,000	1,816,365	-	1,816,365	0.0746	
2031	2,604,848,512	*7.00%*	2,682,318	(1,623,828)	(42,150)	802,000	1,818,340	-	1,818,340	0.0698	
2032	2,787,187,908	*7.00%*	2,686,588	(1,633,468)	(46,150)	806,200	1,813,170	-	1,813,170	0.0651	
2033	2,856,867,606	*2.50%*	2,367,668	(1,506,068)	-	804,400	1,666,000	-	1,666,000	0.0583	
2034	2,928,289,296	*2.50%*	1,994,878	(1,495,678)	-	806,800	1,306,000	-	1,306,000	0.0446	
2035	3,001,496,528	*2.50%*	1,068,998	(1,068,998)	-	803,200	803,200	-	803,200	0.0268	
2036	3,076,533,941	*2.50%*	1,072,573	(1,072,573)	-	803,800	803,800	-	803,800	0.0261	
2037	3,153,447,290	*2.50%*	1,079,913	(1,079,913)	-	803,400	803,400	-	803,400	0.0255	
2038	3,232,283,472	*2.50%*	715,538	(715,538)	-	807,000	807,000	-	807,000	0.0250	
2039	3,313,090,559	*2.50%*	712,088	(712,088)	-	804,400	804,400	-	804,400	0.0243	
2040	3,395,917,823	*2.50%*	422,400	(422,400)	-	805,800	805,800	-	805,800	0.0237	
2041	3,480,815,768	*2.50%*	420,700	(420,700)	-	806,000	806,000	-	806,000	0.0232	
2042	3,567,836,163	*2.50%*	423,675	(423,675)	-	-	-	-	-	-	
2043	3,657,032,067	*2.50%*	421,163	(421,163)	-	-	-	-	-	-	
2044	3,748,457,868	*2.50%*	423,325	(423,325)	-	-	-	-	-	-	
2045	3,842,169,315	*2.50%*	-	-	-	-	-	-	-	-	
2046	3,938,223,548	*2.50%*	-	-	-	-	-	-	-	-	
			$ 70,134,235	$ (46,190,096)	$ (99,344)	$ 15,042,770	$ 38,887,565	$ -	$ 38,887,565		$ -

Assumptions:

(1) FY 2021 and FY 2022 Assessed Valuations ("AV") provided by the Williamson Co. appraisal district as of July 18, 2020 and April 5, 2021, respectively. Projected AV growth provided by the City and is shown for purposes of illustration only. FY 2022 AV is preliminary is subject to change.

(2) All financing assumptions are as of April 15, 2021 for purposes of illustration only. Preliminary, subject to change. Series 2022 C/O assumes current market rates + 0.50% (50bps).

(3) Preliminary analysis assumes a current refunding of Series 2012 GO Ref and Series 2012 CO's in June 2021 for debt service savings. Preliminary, subject to change. Projected savings shown represents the tax-supported portion only at current market rates + 25bps (0.25%) of cushion. For purposes of illustration, principal is front loaded in order to keep the FY 2022 I&S rate flat.

(4) Est. tax collection rate: 100.00%

City Council Meeting
June 24, 2021
Transmittal Letter

STRATEGIC PILLAR

☐ Streets/Infrastructure

☐ Quality of Life

☐ Economic Vitality

Agenda Item #: **7**

Agenda Title: **Receive Parks & Recreation Master Plan and Maintenance Plan Presentation and consider adoption of the Parks Master Plan along with the Operation and Maintenance Plan**

Council Action to be taken: Receive presentation and adoption of Robinson, Bull Branch and Murphy Parks master plans, and Operation and Maintenance plans.

Department Submitted: Parks & Recreation

Staff Contact: Tyler Bybee, P&R Director

1. PURPOSE/DESCRIPTION

The purpose of this report is to present to the Council the final master plans for Robinson, Bull Branch and Murphy Parks, and the Operation and Maintenance plan from Halff Associates.

2. STAFF ANALYSIS / BACKGROUND / PRIOR COUNCIL ACTIONS

Currently, staff has a Master Plan from 2016 covering all parks in the City's network as well as a Strategic Facility Plan completed in 2017. Additionally, specific park plans on Robinson, Bull Branch and Murphy were completed in 2005.

On October 24, 2019, the City Council approved a professional services agreement with Halff Associates for Taylor Community Parks Master Plans, O&M Plan and Parkland Dedication Assessment.

To date, Halff has gathered input from City Council members, city staff, parks board members, citizens, and key stakeholders (December 10, 2019 and January 15, 2019), held two Public Open Houses on January 15 & 16, 2020 and provided a Master Plan update to the Parks Board on May 27, 2020. Due to COVID the final in person Public Open Houses were cancel and an Online survey was used to gather public feedback. The final Master plans were presented to the Parks and Recreation board on January 20th, 2021.

Staff continually receives requests on improvements and additions to Robinson, Bull Branch and Murphy Parks as well as repair requests and additions to existing facilities and equipment.

In this process, the public meetings were well attended, and excellent feedback was received on issues, future needs, and ideas.

3. PROS and CONS

PROS	CONS
•	•

4. RECOMMENDATION

Staff is recommending the adoption of final master plans for Robinson, Bull Branch and Murphy Parks, and the Operation and Maintenance plan.

5. FUNDING SOURCE

Funding for these plans was from the 2012 Certificate of Obligation Bond stipulated for Quality-of-Life projects. The fee for the project is $82,080 plus $2,000 for reimbursable expenses.

6. TIMELINE

Next steps: Implementation of Master and O&M Plans. Prioritizing "in house" projects and determining funding sources to facilitate implementation of the plans.

7. OTHER OPTIONS (In order of preference)

N/A

8. ATTACHMENTS

7a. Parks Master Plan Full Report
7b. Parks Master Plan Final Presentation
7c. Operations and Maintenance Plan

TAYLOR COMMUNITY PARKS MASTER PLANS

May 2021

Taylor Texas
CITY OF TAYLOR TX

HALFF

TABLE OF CONTENTS

Introduction | Executive Summary.....2

Phase 1 - Inventory | Assessment.....4

Phase 2- Program Development.....7

Phase 3 - Master Plan Refinement | Consensus Building.....15

Phase 4 - Improvement Budgets | Funding | Recommendation.....25

Appendix A- Detailed Budget Opinion of Probable Construction Costs

Appendix B- Memorial Field Stadium - Field House Assessment

Appendix C- Public Open House Presentation Boards

Appendix D- Virtual Presentation | Survey

Introduction | Executive Summary

PURPOSE

The purpose of this community parks master plan is to identify proposed improvements to meet the current and future needs of the community, potential phases of development with associated costs and potential funding opportunities. Bull Branch Park, Bull Branch Trail, Murphy Park and Fannie Robinson Park are the four community parks included in this plan (see location maps pg.3). Murphy and Fannie Robinson Parks received substantial improvements in 2008 with the assistance of a Texas Parks and Wildlife Recreational Grant. Additional improvements have been made to these parks over the last decade with City general funds and private donations. These four iconic city parks have received decades of use and wear resulting in the need for a master plan for each park to provide a clear direction and framework by which to enhance and improve these parks.

MASTER PLAN TIMELINE

The master plan process began in November 2019 with an anticipated City Council adoption date of May 2020. Due to the unforeseen impact of the COVID-19 pandemic, this process was delayed substantially. The second public input phase was modified to include virtual public engagement as well as Parks Advisor Board and City Council updates. The project timeline included the following Phases:

- **PHASE 1: INVENTORY AND ASSESSMENT**
  November to December 2019

- **PHASE 2: PROGRAM DEVELOPMENT**
  City Council, City Staff, Parks Board and Key Stakeholder Input
  December 20, 2019 - January 15, 2020
  Public Open House: Project Overview and Public Input
  January 15 and 16, 2020
  Master Plan Update to Parks Board
  May 27, 2020
  City Council Master Plan Update
  June 25, 2020

- **PHASE 3: PARKS MASTER PLANNING AND CONSENSUS BUILDING**
  Virtual Public Input: Preliminary Master Plans and Survey
  August 16, 2020 - September 6, 2020
  Final Master Plan Presentation to Parks Board
  January 20, 2021

- **PHASE 4: IMPROVEMENT BUDGETS | FUNDING | RECOMMENDATION**
  Final Master Plan Presentation | Adoption City Council
  April 8, 2021

Community Parks Location Maps

Phase 1 - Inventory | Assessment

A detailed inventory and assessment was performed for each community park by the consulting team and City Parks and Recreation Staff in the Fall of 2019. The consulting team produced a composite overlay base map for each park consisting of current aerial imagery, topography, floodplain, utility, property and other available GIS data. The base map was then used to conduct on-site inventory and visual inspections of existing roadways/parking, building/pavilion structures, sports facilities, trails/walkways, furnishings, landscape, irrigation, lighting and other site specific amenities. The inventory was used to assess the existing conditions of each park to identify necessary improvements, constraints, opportunities, and establish parameters by which to facilitate public engagement.

BULL BRANCH PARK

Necessary improvements identified were: restroom renovation or replacement, pavilion replacement, dock improvements, ballfield spectator/common area improvements, lighting improvements, and trash enclosure.

BULL BRANCH TRAIL

Necessary improvements identified were: trail replacement and lighting improvements.

MURPHY PARK

Necessary improvements identified were: track repair or replacement/bleacher removal, pavilion renovation, roadway/parking repair or replacement, court resurfacing, pool replacement, ballfield spectator/common area improvements, and lighting improvements. Murphy Park also included an architectural assessment of the existing Memorial Field field house facility for possible re-purposing for the City's use, see *Appendix B - Field House Assessment*.




FANNIE ROBINSON PARK

Necessary improvements identified were: additional parking, drainage improvements at splash pad/playground, pool/pool house repair or removal, ball field light upgrades, and lighting improvements.

Phase 2 - Program Development

PUBLIC OUTREACH | INPUT

Upon completion of the Inventory | Assessment phase, the consulting team worked with City Staff and the Public Information Communications Department on in-depth public outreach. Public outreach included personal interview meetings with City Council members, Parks Advisory Board members, and key stakeholder/user groups to identify issues and opportunities. Two open house public meetings, one for Bull Branch Park and Murphy Park and one for Fannie Robinson Park, were provided allowing for additional community input. The goal of these meetings was to provide an overview of the current park conditions and allow the community an interactive opportunity to provide additional feedback on issues, future needs and ideas. The public open house presentation material is included in *Appendix C* of this summary report.

Public Input Highlights:

- Over 50 participants attended meetings on January 15th (Bull Branch & Murphy Parks) and January 16th (Fannie Robinson Park).
- Participants expressed their gratitude for the opportunity to provide input and ideas.
- Many participants felt the input process was well organized and easy to navigate.
- Excellent feedback received on issues, future needs and ideas.



The results of initial stakeholder and public meetings were summarized and established a "community vision" or framework for each park. The consulting team reviewed the public input results with City staff and management to identify recommended improvements for each park. Several key items relevant to all four parks was the need and desire for new and improved lighting and surveillance. Following is a summary of public input results and list of recommended master plan elements specific to each park.

RESULTS – BULL BRANCH PARK

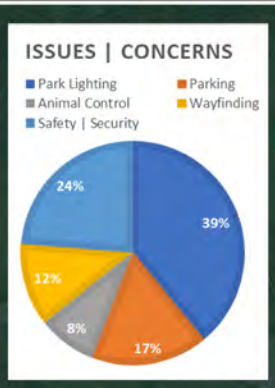



RECOMMENDED | MASTER PLAN ELEMENTS

- Park Lighting & Surveillance - New & Improved
- Park Furnishings - New & Improved
- Parking - New & Improved
- New Trails : Sidewalk Connections
- Loop Trail Widening
- Shade for Playground
- Restroom Renovation / Replacement
- Pavilion Replacement/Trash Enclosure
- Pier Renovation
- Park Signage
- Ball Field Improvements

RESULTS – BULL BRANCH TRAIL

RECOMMENDED | MASTER PLAN ELEMENTS

- Park Lighting & Surveillance - New & Improved
- Park Furnishings - New & Improved
- Replace North Asphalt Trail with Concrete

RESULTS - MURPHY PARK

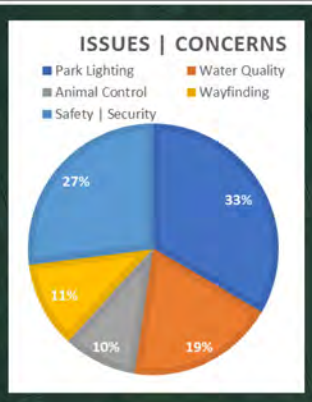

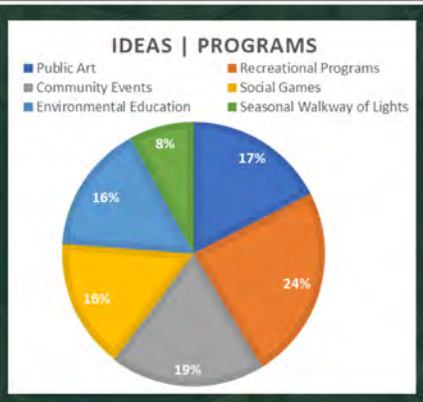

RECOMMENDED | MASTER PLAN ELEMENTS

- Park Lighting & Surveillance - New & Improved
- Park Furnishings - New & Improved
- Parking - New & Improved
- New Trail : Sidewalk Connections
- Shade for Playground
- Pavilion Improvements - Paint/Lighting/Fencing
- Court Resurfacing
- Multi-purpose Court
- Park Signage/Wayfinding
- Stadium Track Resurfacing
- Ball Field Improvements

RESULTS - FANNIE ROBINSON PARK

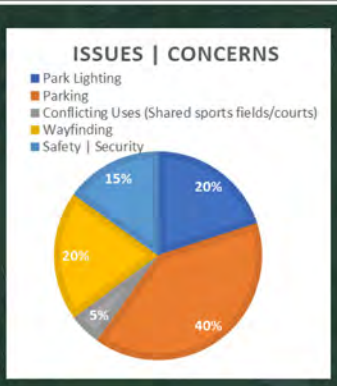

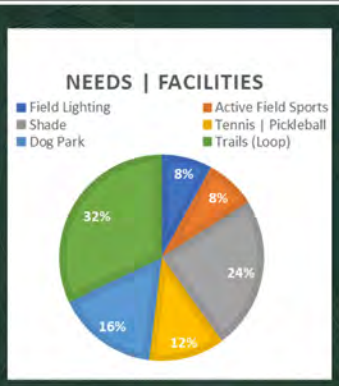

RECOMMENDED | MASTER PLAN ELEMENTS

- Park Lighting & Surveillance - New & Improved
- Park Furnishings - New & Improved
- Parking - New & Improved
- New Trails : Sidewalk Connections
- Shade for Playground
- Re-purpose Pool Area - Inclusive Playground
- Art Plaza / Pavilion
- Juneteenth Pavilion
- Multi-purpose Court
- Youth Soccer/Multi-purpose Field
- Park Signage/Wayfinding
- Ball Field Improvements

PRELIMINARY MASTER PLANS

Upon completion of the initial stakeholder and public input, the consulting team conducted follow-up site reconnaissance to further evaluate some of the recommendations as they relate to each park site. Preliminary master plans and preliminary lighting improvement plans were then created for each community park, see following graphics.

PROPOSED PARK IMPROVEMENTS

1. PARKING (128 spaces)
2. TRAIL : REPLACE WITH 8 FT CONCRETE TRAIL
3. TRAIL : SIDEWALKS
4. SHADE FOR PLAYGROUND
5. RESTROOM RENOVATION : REPLACEMENT
6. PAVILION REPLACEMENT WITH FENCE
7. PIER RENOVATION
8. DUMPSTER ENCLOSURE
9. PARK ENTRY SIGN WITH LANDSCAPING
10. BALL FIELDS : FENCING WITH MOWSTRIPS, DUGOUTS, SPECTATOR/COMMON AREA PAVEMENT IMPROVEMENTS & SHADE.

NOTE : PROVIDE IMPROVED GENERAL PARK LIGHTING , CAMERA SURVEILLANCE & ADDITIONAL/REPLACEMENT OF PARK FURNISHINGS.

EXISTING PARK AMENITIES

- A TRAILS : SIDEWALKS (NO UPGRADES)
- B BASKETBALL COURT
- C CONCESSION : RESTROOM BUILDING
- D BASEBALL FIELD
- E BASEBALL PRACTICE AREA
- F PLAYGROUND

05/27/2020 NORTH

BULL BRANCH PARK MASTER PLAN

PRELIMINARY MASTER PLAN

Taylor Texas HALFF

PROPOSED PARK LIGHTING

1. PEDESTRIAN LIGHT (16 FT. POLE, LED FIXTURE)
2. PARKING LIGHT (25 FT. POLE, LED FIXTURE)
3. COURT LIGHT (25 FT. LED FIXTURE)
4. PAVILION CANOPY LIGHTING (LED FIXTURES)
5. RESTROOM LIGHTING (EXTERIOR WALL LEDS)
6. PARK SIGN LIGHTING (LED)

EXISTING PARK LIGHTING

- A PEDESTRIAN LIGHT (LED FIXTURE UPGRADE)
- B PEDESTRIAN LIGHT RELOCATED (LED FIXTURE UPGRADE)
- C EXISTING BALLFIELD LIGHTING (NO UPGRADES)

05/27/2020 NORTH

BULL BRANCH PARK MASTER PLAN

PRELIMINARY LIGHTING IMPROVEMENTS

Taylor Texas HALFF

PROPOSED PARK IMPROVEMENTS

1 TRAIL : 8 FT CONCRETE

NOTE :
PROVIDE IMPROVED GENERAL PARK LIGHTING , CAMERA SURVEILLANCE, & ADDITIONAL/REPLACEMENT OF PARK FURNISHINGS.

EXISTING PARK AMENITIES

A TRAILS : SIDEWALKS

05/27/2020

NORTH

BULL BRANCH TRAIL MASTER PLAN

PRELIMINARY MASTER PLAN

Taylor Texas HALFF

PROPOSED PARK LIGHTING

1 PEDESTRIAN LIGHT (16 FT. POLE, LED FIXTURE)

EXISTING PARK LIGHTING

A PEDESTRIAN LIGHT (LED FIXTURE UPGRADE)

B PARKING / ROADWAY LIGHT (REPLACE WITH NEW 16 FT. POLE, LED FIXTURE)

05/27/2020

NORTH

BULL BRANCH TRAIL MASTER PLAN

PRELIMINARY LIGHTING IMPROVEMENTS

Taylor Texas HALFF

PROPOSED PARK IMPROVEMENTS

1. PARKING (453 spaces)
2. TRAILS : SIDEWALKS
3. SHADE FOR PLAYGROUND
4. PAVILION RENOVATION WITH FENCE
5. TENNIS COURT RESURFACING
6. PICKLE BALL COURTS
7. BBQ AREA RENOVATION
8. STADIUM: BLEACHER REMOVAL /RENOVATION, SCOREBOARD REPAIR, FENCE REMOVAL, TRACK CONVERSION/REPAIR
9. FIELD HOUSE RENOVATION TO COMMUNITY ROOMS/PARKS & RECREATION OFFICES.
10. SWIMMING POOL REPLACEMENT
11. BALL FIELDS : FENCING WITH MOWSTRIPS, DUGOUTS, SPECTATOR/COMMON AREA PAVEMENT IMPROVEMENTS & SHADE, RELOCATE BATTING CAGE.
12. BASKETBALL COURT LIGHTS (IN PROGRESS)
13. PERCUSSION PLAYGROUND (IN PROGRESS)
14. PUTT-PUTT RENOVATION (IN PROGRESS BY AMERICAN LEGION)
15. PARK ENTRY SIGN WITH LANDSCAPING
16. ROADWAY IMPROVEMENTS

NOTE : PROVIDE IMPROVED GENERAL PARK LIGHTING , CAMERA SURVEILLANCE, & ADDITIONAL/REPLACEMENT OF PARK FURNISHINGS.

EXISTING PARK AMENITIES

- A TRAILS : SIDEWALKS
- B TENNIS : PICKLE BALL COURTS
- C SWIMMING POOL HOUSE
- D PLAYGROUND
- E BASKETBALL COURTS
- F BASEBALL FIELD
- G PRACTICE FIELD
- H CONCESSION : RESTROOM BUILDING
- I RESTROOM
- J GARDEN CLUB PAVILION
- K BANDSTAND PAVILION
- L INTERPRETIVE AREA
- M PAVILION

05/27/2020

NORTH

MURPHY PARK MASTER PLAN

PRELIMINARY MASTER PLAN

Taylor Texas — HALFF

PROPOSED PARK LIGHTING

1. PEDESTRIAN LIGHT (16 FT. POLE, LED FIXTURE)
2. PARKING / AREA LIGHT (25 FT. POLE, LED FIXTURE)
3. BASKETBALL COURT LIGHTING (25 FT. POLES, LED FIXTURES)
4. MULTI-PURPOSE COURT LIGHTING (25 FT. POLES, LED FIXTURES)
5. PARK SIGN LIGHTING (LED)

EXISTING PARK LIGHTING

- A PEDESTRIAN LIGHT (NO UPGRADE)
- B PEDESTRIAN LIGHT (REPLACE WITH NEW 16 FT. POLE, LED FIXTURE)
- C PARKING / ROADWAY / AREA LIGHT (REPLACE WITH NEW 25 FT. POLE, LED FIXTURE)
- D RESTROOM / POOL HOUSE LIGHTING (UPGRADE WITH EXTERIOR LEDS)
- E PAVILION CANOPY LIGHTING (UPGRADE WITH EXTERIOR LEDS)
- F GARDEN CLUB PAVILION (NO UPGRADE)
- G POOL AREA LIGHTING (NO UPGRADE)
- H PUTT-PUTT (NO UPGRADE)
- I PARKING SPOTLIGHT (NO UPGRADE)
- J TENNIS / PICKLEBALL COURTS (NO UPGRADE)
- K MAINTENANCE /CONCESSION & RESTROOM (NO UPGRADE)
- L FIELD HOUSE (UPGRADE WITH EXTERIOR WALL LEDS)
- M STADIUM LIGHTING (NO UPGRADE)
- N BALLFIELD LIGHTING (NO UPGRADE)

05/27/2020

NORTH

MURPHY PARK MASTER PLAN

PRELIMINARY LIGHTING IMPROVEMENTS

Taylor Texas — HALFF

PROPOSED PARK IMPROVEMENTS

1. PARKING (225 spaces)
2. TRAILS : SIDEWALKS
3. SHADE FOR PLAYGROUND : SPLASH PAD
4. INCLUSIVE PLAYGROUND
5. ART PLAZA : PAVILION
6. SEATWALL : DRAINAGE IMPROVEMENTS
7. JUNETEENTH PAVILION
8. RELOCATED HORSESHOE : WASHER PITS
9. TENNIS : PICKLEBALL COURTS
10. RESTROOM (IN PROGRESS)
11. BASKETBALL COURT LIGHTS (IN PROGRESS)
12. DICKEY GIVENS COMMUNITY CENTER (IN PROGRESS)
13. PARK ENTRY SIGN WITH LANDSCAPING
14. LANDSCAPE IMPROVEMENTS
15. YOUTH SOCCER FIELD / MULTIPURPOSE FIELD

NOTE : PROVIDE IMPROVED GENERAL PARK LIGHTING , CAMERA SURVEILLANCE, & ADDITIONAL/REPLACEMENT OF PARK FURNISHINGS.

EXISTING PARK AMENITIES

- A TRAILS : SIDEWALKS
- B PAVILION
- C PLAYGROUND : SPLASH PAD
- D BASKETBALL COURTS
- E VOLLEYBALL COURT
- F SOFTBALL FIELD
- G RESTROOM

05/27/2020

NORTH

FANNIE ROBINSON PARK MASTER PLAN

PRELIMINARY MASTER PLAN

Taylor Texas — HALFF

PROPOSED PARK LIGHTING

1. PEDESTRIAN LIGHT (16 FT. POLE, LED FIXTURE)
2. PARKING / AREA LIGHT (25 FT. POLE, LED FIXTURE)
3. MULTI-PURPOSE COURT LIGHTING (25 FT. POLES, LED FIXTURES)
4. PARK SIGN LIGHTING (LED)

EXISTING PARK LIGHTING

- A PEDESTRIAN LIGHT (NO UPGRADE)
- B PARKING / ROADWAY LIGHT (REPLACE WITH NEW 25 FT. POLE, LED FIXTURE)
- C PARKING / STREET LIGHTING (NO UPGRADE)
- D PARKING LIGHT RELOCATION (NO UPGRADE)
- E RESTROOM LIGHTING (UPGRADE WITH EXTERIOR WALL LEDS)
- F PAVILION CANOPY LIGHTING (NO UPGRADE)
- G BASKETBALL COURT LIGHTING (UPGRADE IN PROGRESS)
- H BALLFIELD LIGHTING (UPGRADE)

05/27/2020

NORTH

FANNIE ROBINSON PARK MASTER PLAN

PRELIMINARY LIGHTING IMPROVEMENTS

Taylor Texas — HALFF

MASTER PLAN UPDATE

The preliminary master plans were completed in the Spring of 2020 in the midst of the evolving COVID-19 pandemic. Due to the uncertainty of the virus, City officials transitioned from in-person engagement to virtual meetings in an effort to continue managing and conducting business within the community. The consultant provided a virtual master plan update to the Parks Advisory Board and City Council in the Summer of 2020. The update included a summary of the initial public input received, resulting program development and preliminary master plan concepts for each park. The preliminary concepts were approved with minimal revisions to proceed with Phase 3 - Park Master Planning and Consensus Building.

Due to state and local restrictions in response to the public health crisis, City Management and Council mandated that all subsequent public engagement be modified to virtual public meetings.

PUBLIC INPUT PLAN (PIP)

The consulting team worked with City Staff and the Public Information Communications Department to develop a Public Input Plan (PIP) to develop an outreach plan to engage the community and complete the master plan process. The PIP was approved by City Council in the Summer of 2020 in an effort the receive virtual pubic input for the preliminary master plans. The PIP included the following tasks to notify the public and garner input:

- Digital presentation with embedded survey questions and comment options.
- Physical signage within the park/trail sites directing the public to the digital content.
- Use of the City's public information system/social media platforms to notify the public.
- Provide hard copies survey options for individuals with no/limited technology access.

Phase 3 - Master Plan Refinement | Consensus Building

VIRTUAL PUBLIC INPUT

Upon approval of the Pubic Input Plan, the consulting team worked with City Staff and the Public Information Communications Department to develop a digital presentation and survey for public input, including a Spanish translation. The presentation included a summary of the initial stakeholder and public input received, recommended improvements and preliminary master plan graphics for each park followed by a survey for additional public input and comment. Hard copies of the presentation/survey were also available at City Hall, Parks and Recreation Department Office and Farmers Market. The virtual presentation is included in *Appendix D* of this summary report.

The virtual public input presentation and survey was available for three weeks with over 200 participants responding to the survey. The preliminary master plans were well received and overwhelmingly supported by a majority of the community.

Following is a summary of the virtual survey results with added items and refined Final Master Plan graphics for each park. These results, Final Master Plan graphics and associated improvement budgets for each park were presented to the Parks Advisory Board in January 2021. See report Phase 4 section for budget details.

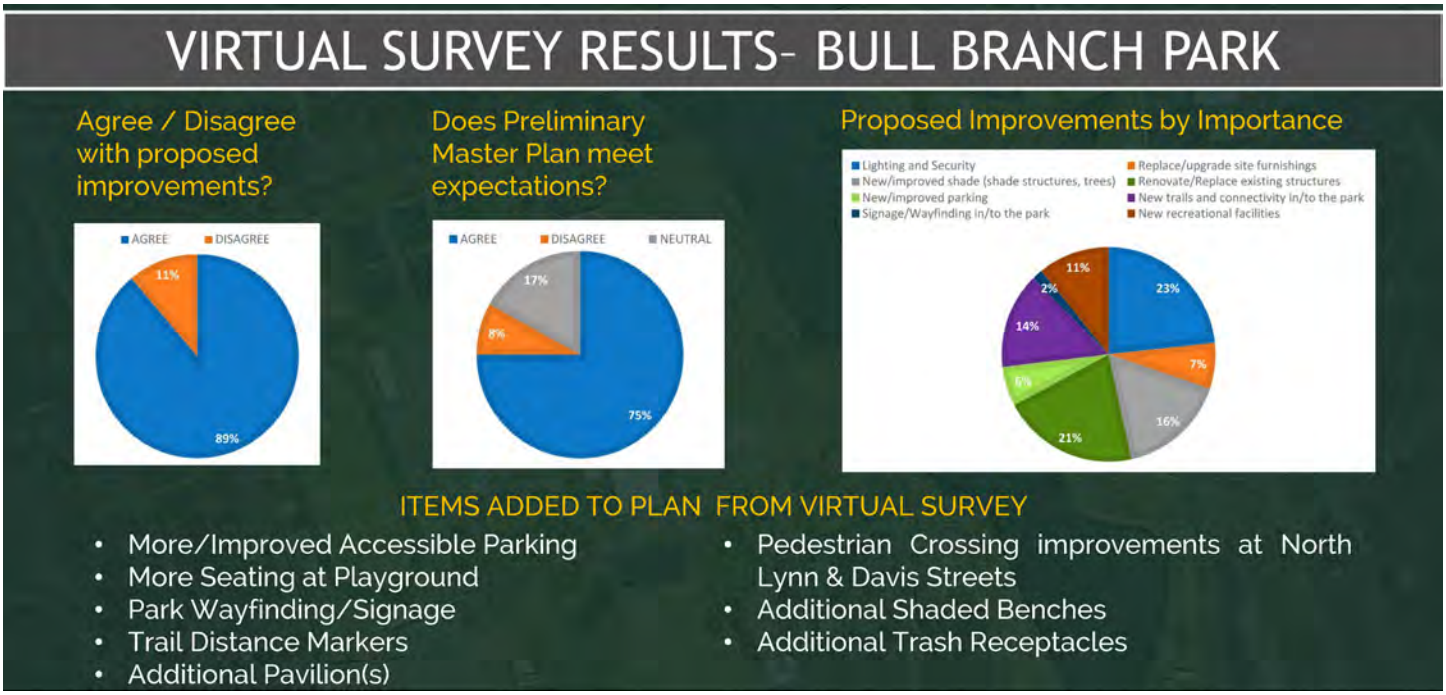

VIRTUAL SURVEY RESULTS- BULL BRANCH TRAIL

Agree / Disagree with proposed improvements?

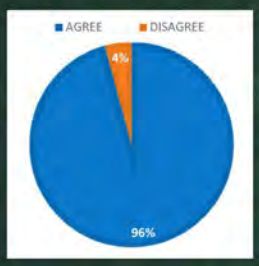

Does Preliminary Master Plan meet expectations?

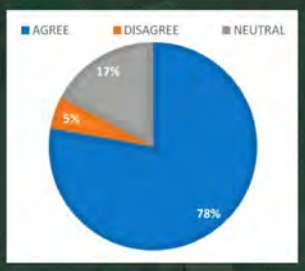

Proposed Improvements by Importance

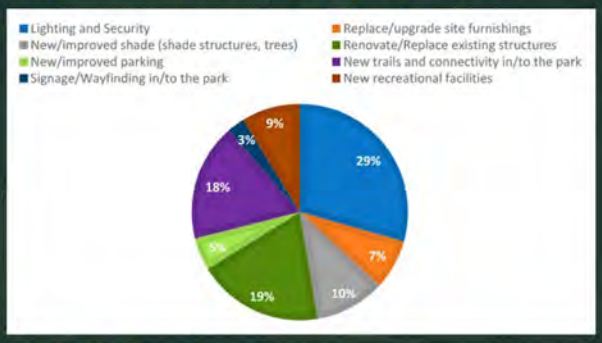

ITEMS ADDED TO PLAN FROM VIRTUAL SURVEY

- Replace Asphalt & Decomposed Trails with Concrete
- Park Wayfinding/Signage
- Trail Distance Markers
- Additional Shaded Benches
- Additional Trash Receptacles

VIRTUAL SURVEY RESULTS- MURPHY PARK

Agree / Disagree with proposed improvements?

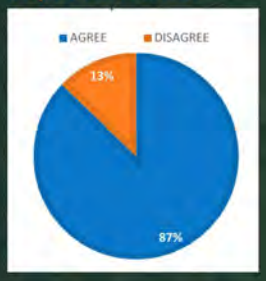

Does Preliminary Master Plan meet expectations?

Proposed Improvements by Importance

ITEMS ADDED TO PLAN FROM VIRTUAL SURVEY

- Trail connection to existing trail at Washburn and Eleventh St.
- Add Trails on East side of lake
- Park Wayfinding/Signage
- Additional Shaded Benches
- Additional Trash Receptacles

VIRTUAL SURVEY RESULTS- FANNIE ROBINSON PARK

Agree / Disagree with proposed improvements?

Does Preliminary Master Plan meet expectations?

Proposed Improvements by Importance

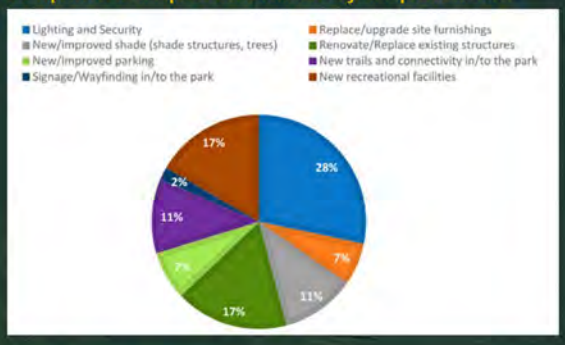

ITEMS ADDED TO PLAN FROM VIRTUAL SURVEY

- Park Wayfinding/Signage
- Add Lighting along Bull Branch Trail to 3rd St.
- Additional Shaded Benches
- Additional Trash Receptacles

PROPOSED PARK IMPROVEMENTS

1. PARKING (128 spaces / 6 Accessible spaces)
2. TRAIL : REPLACE WITH 8 FT CONCRETE TRAIL
3. TRAIL : SIDEWALKS
4. SHADE FOR PLAYGROUND AND ADDITIONAL SEATING
5. RESTROOM RENOVATION : REPLACEMENT
6. PAVILION REPLACEMENT WITH FENCE

6B NEW PAVILION

7. PIER RENOVATION
8. DUMPSTER ENCLOSURE
9. PARK ENTRY SIGN WITH LANDSCAPING
10. BALL FIELDS : FENCING WITH MOWSTRIPS, DUGOUTS, SPECTATOR/COMMON AREA PAVEMENT IMPROVEMENTS & SHADE.
11. PEDESTRIAN CROSSING IMPROVEMENTS
12. SHADED BENCHES
13. TRASH RECEPTACLES
14. PARK WAYFINDING/SIGNAGE
15. TRAIL DISTANCE MARKERS

EXISTING PARK AMENITIES

- A TRAILS : SIDEWALKS (NO UPGRADES)
- B BASKETBALL COURT
- C CONCESSION : RESTROOM BUILDING
- D BASEBALL FIELD
- E BASEBALL PRACTICE AREA
- F PLAYGROUND

MAY 2021

NORTH

BULL BRANCH PARK MASTER PLAN

MASTER PLAN

Taylor Texas

HALFF

MALLARD LN.
SUNNY LN.
DELLINGER ST.
BEL-AIR ST.
LYNN ST.
DAVIS ST.
BROOKWOOD ST.
PROPOSED PARK LIGHTING
1 PEDESTRIAN LIGHT (16 FT. POLE, LED FIXTURE)
2 PARKING LIGHT (25 FT. POLE, LED FIXTURE)
3 COURT LIGHT (25 FT. LED FIXTURE)
4 PAVILION CANOPY LIGHTING (LED FIXTURES)
5 RESTROOM LIGHTING (EXTERIOR WALL LEDS)
6 PARK SIGN LIGHTING (LED)
EXISTING PARK LIGHTING
A PEDESTRIAN LIGHT (LED FIXTURE UPGRADE)
B PEDESTRIAN LIGHT RELOCATED (LED FIXTURE UPGRADE)
C EXISTING BALLFIELD LIGHTING (NO UPGRADES)
NOTE:CAMERASURVEILLANCE TO BE PROVIDED
MAY 2021
NORTH
BULL BRANCH PARK MASTER PLAN
LIGHTING IMPROVEMENTS
Taylor Texas
HALFF

PROPOSED PARK IMPROVEMENTS

1. TRAIL : REPLACE ASPHALT AND DECOMPOSEDTRAILSWITH8FT CONCRETE
2. SHADED BENCHES
3. TRASH RECEPTACLES
4. PARK WAYFINDING/SIGNAGE
5. TRAIL DISTANCE MARKERS

EXISTING PARK AMENITIES

A TRAILS : SIDEWALKS

MAY 2021

NORTH

BULL BRANCH TRAIL MASTER PLAN

MASTER PLAN

PROPOSED PARK LIGHTING

1 PEDESTRIAN LIGHT (16 FT. POLE, LED FIXTURE)

EXISTING PARK LIGHTING

A PEDESTRIAN LIGHT (LED FIXTURE UPGRADE)

B PARKING / ROADWAY LIGHT (REPLACE WITH NEW 16 FT. POLE, LED FIXTURE)

NOTE:CAMERASURVEILLANCETO BE PROVIDED

MAY 2021

NORTH

BULL BRANCH TRAIL MASTER PLAN

LIGHTING IMPROVEMENTS

Taylor Texas

HALFF

PROPOSED PARK IMPROVEMENTS

1. PARKING(453spaces/9accessiblespaces)
2. TRAILS : SIDEWALKS
3. SHADE FOR PLAYGROUND
4. PAVILION RENOVATION WITH FENCE
5. TENNIS COURT RESURFACING
6. MULTI-PURPOSECOURTS(TENNIS, PICKLEBALL, FUTSAL)
7. BBQ AREA RENOVATION
8. STADIUM: BLEACHER REMOVAL /RENOVATION, SCOREBOARD REPAIR, FENCE REMOVAL, TRACK CONVERSION/REPAIR
9. FIELD HOUSE RENOVATION TO COMMUNITY ROOMS/PARKS & RECREATION OFFICES.
10. SWIMMING POOL REPLACEMENT
11. BALL FIELDS : FENCING WITH MOWSTRIPS, DUGOUTS, SPECTATOR/COMMON AREA PAVEMENT IMPROVEMENTS & SHADE, RELOCATE BATTING CAGE.
12. BASKETBALL COURT LIGHTS (IN PROGRESS)
13. PERCUSSION PLAYGROUND (IN PROGRESS)
14. PUTT-PUTT RENOVATION (IN PROGRESS BY AMERICAN LEGION)
15. PARK ENTRY SIGN WITH LANDSCAPING
16. ROADWAY IMPROVEMENTS
17. SHADED BENCHES
18. TRASH RECEPTACLES
19. PARK WAYFINDING/SIGNAGE
20. TRAIL DISTANCE MARKERS
21. TRAIL CONNECTION TO WASHBURN AT 11TH
22. PLAYGROUND (SWINGS/ SEESAW/SURFACING)

EXISTING PARK AMENITIES

- A TRAILS : SIDEWALKS
- B TENNIS : PICKLE BALL COURTS
- C SWIMMING POOL HOUSE
- D PLAYGROUND
- E BASKETBALL COURTS
- F BASEBALL FIELD
- G PRACTICE FIELD
- H CONCESSION : RESTROOM BUILDING
- I RESTROOM
- J GARDEN CLUB PAVILION
- K BANDSTAND PAVILION
- L INTERPRETIVE AREA
- M PAVILION

MAY 2021

NORTH

MURPHY PARK MASTER PLAN

MASTER PLAN

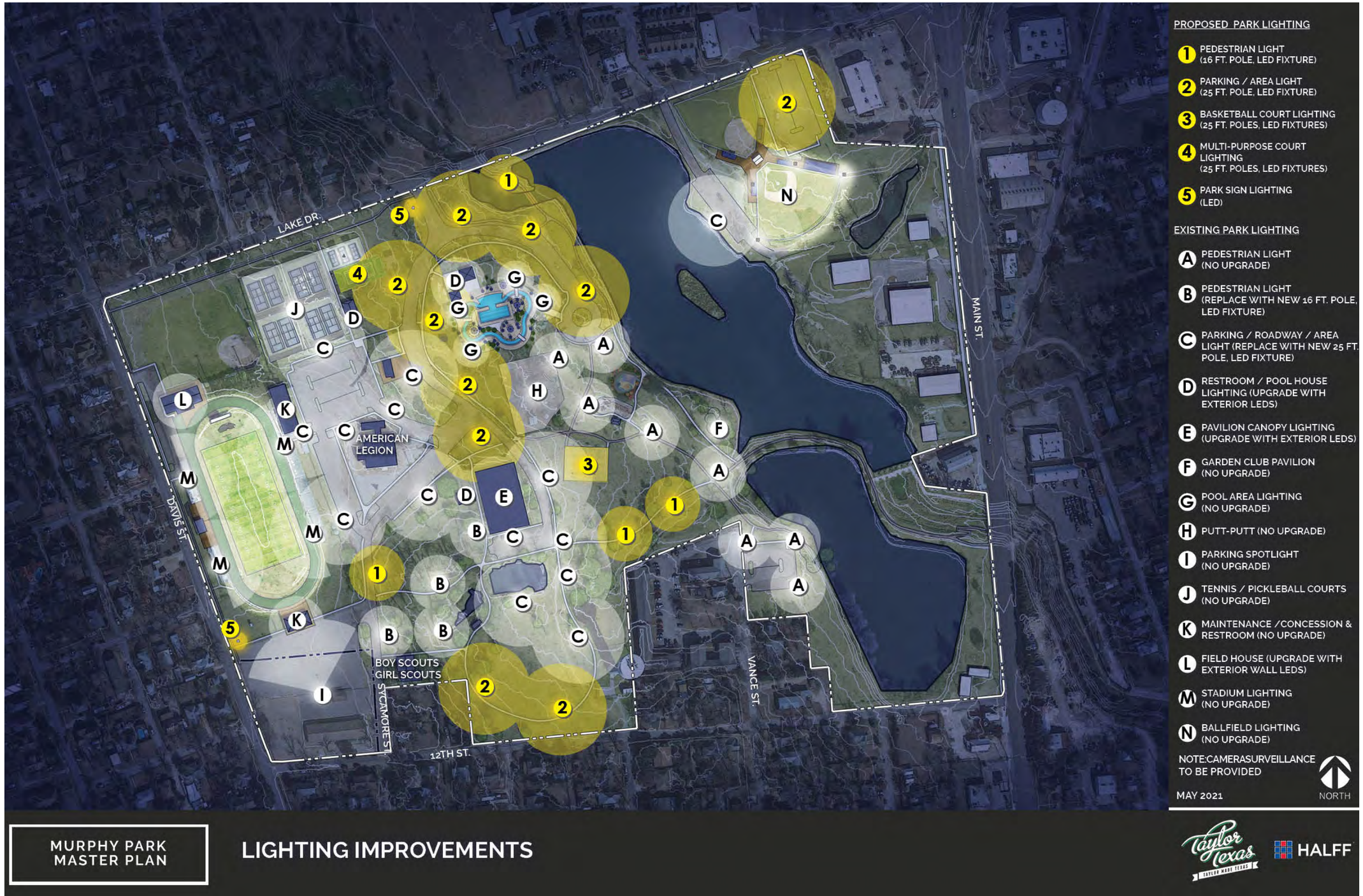

MURPHY PARK MASTER PLAN

LIGHTING IMPROVEMENTS

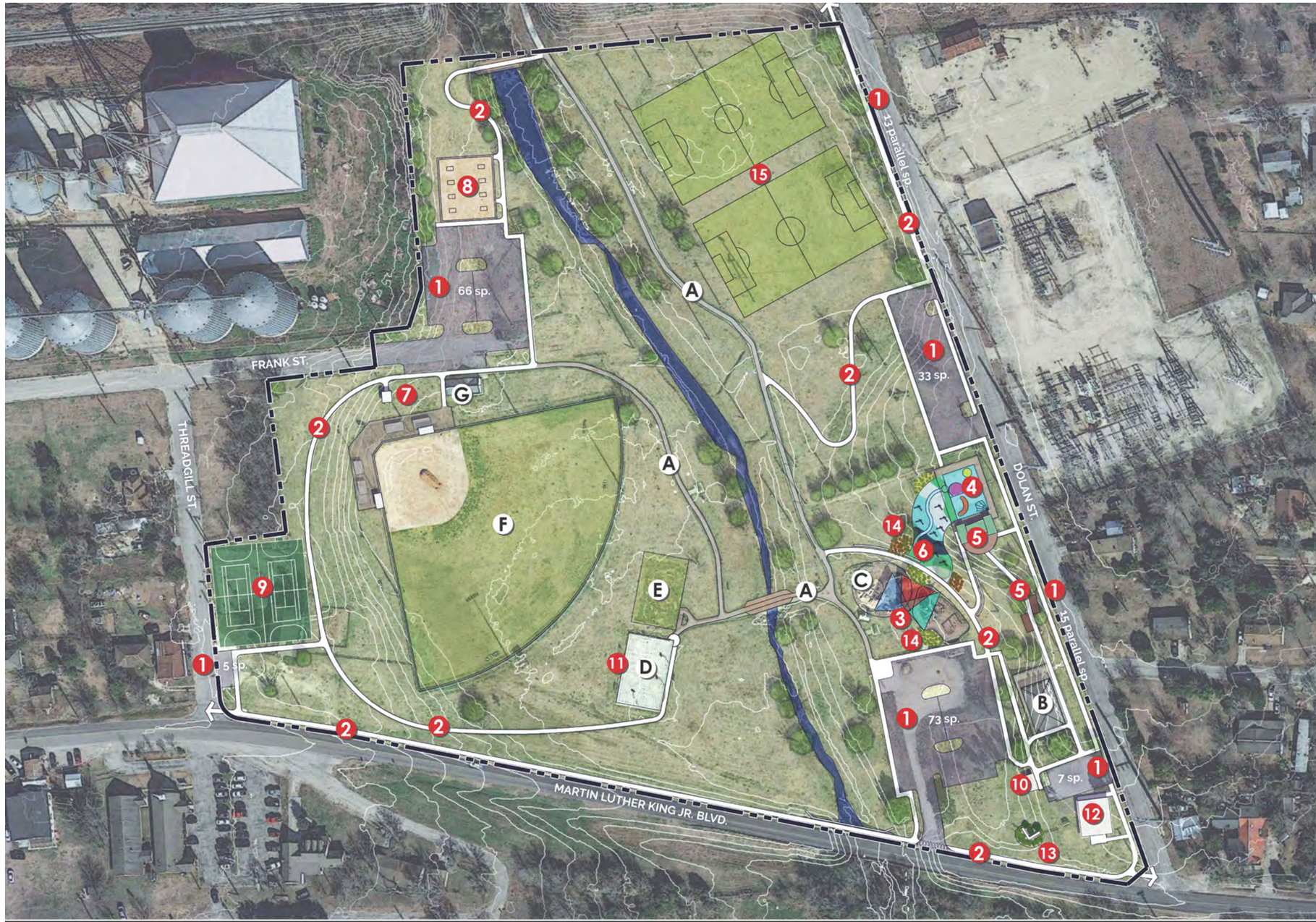

PROPOSED PARK IMPROVEMENTS

1. PARKING (225 spaces)
2. TRAILS : SIDEWALKS
3. SHADE FOR PLAYGROUND: SPLASH PAD
4. INCLUSIVE PLAYGROUND / MISTING STATION.
5. ART PLAZA : PAVILION
6. SEATWALL : DRAINAGE IMPROVEMENTS
7. JUNETEENTH PAVILION
8. RELOCATED HORSESHOE: WASHER PITS
9. MULTI-PURPOSE COURTS (TENNIS, PICKLEBALL, FUTSAL)
10. RESTROOM (IN PROGRESS)
11. BASKETBALL COURT LIGHTS (IN PROGRESS)
12. DICKEY GIVENS COMMUNITY CENTER (IN PROGRESS)
13. PARK ENTRY SIGN WITH LANDSCAPING
14. LANDSCAPE IMPROVEMENTS
15. YOUTH SOCCER FIELD / MULTIPURPOSE FIELD
16. SHADED BENCHES
17. TRASH RECEPTACLES
18. PARK WAYFINDING/SIGNAGE
19. TRAIL DISTANCE MARKERS

NOTE: NO. 4 - OPTIONAL POOL RECONSTRUCTION

EXISTING PARK AMENITIES

- A TRAILS : SIDEWALKS
- B PAVILION
- C PLAYGROUND : SPLASH PAD
- D BASKETBALL COURTS
- E VOLLEYBALL COURT
- F SOFTBALL FIELD
- G RESTROOM

MAY 2021

NORTH

FANNIE ROBINSON PARK MASTER PLAN

MASTER PLAN

Taylor Texas

HALFF

FANNIE ROBINSON PARK MASTER PLAN

LIGHTING IMPROVEMENTS

Phase 4 - Improvement Budgets | Funding | Recommendation

IMPROVEMENT BUDGETS

Upon completion of the refined Final Master Plans, the consultant team produced a detailed Budget Opinion of Probable Construction Costs (OPCC) for each park, included in *Appendix A* of this summary report. Park improvements costs were then consolidated into various categories based on importance as indicated in the public virtual survey results. Following are the associated improvement budgets for each park.

Bull Branch Park

Based on Importance of Virtual Survey Results

1) Lighting and Security (23%) . . . . . $ 267,000
2) Renovate/Replace Existing Structures (21%)
   Restroom, Pavilion, Ballfields, Dumpster Enclosure . . . . . .$ 694,000
3) New/Improved Shade Structures (16%)
   Playground Shade, New Pavilion . . . . . .$ 262,000
4) New Trails and Connectivity in/to the Park (14%)
   Widen Interior Trail, Trails/Sidewalks, Crosswalk . . . . . .$ 410,000
5) New Recreational Facilities (11%) . . . . . none proposed
6) Replace/Upgrade Site Furnishings (7%)
   Shaded Benches, Benches, Trash Receptacles . . . . . $ 35,000
7) New/Improved Parking (6%) . . . . . $ 184,000
8) Signage/Wayfinding in/to the park (2%)
   Park Sign, Trail/Park Signage, Trail Markers . . . . . .$ 13,000

TOTAL $1, 865,000

Note: Budget Includes 25% construction contingency due to master plan level of detail & soft costs for design services.

Bull Branch Trail

Based on Importance of Virtual Survey Results

1) Lighting and Security (29%) $260,000
2) Replace Existing Trail (19%) $167,000
3) Replace/Upgrade Site Furnishings (7%)
   Shaded Benches, Benches, Trash Receptacles . . . . . .$ 30,000
4) Signage/Wayfinding (3%)
   Park Sign, Trail/Park Signage, Trail Markers . . . . . .$ 5,000

TOTAL $462,000

Note: Budget Includes 25% construction contingency due to master plan level of detail & soft costs for design services.

Murphy Park

Based on Importance of Virtual Survey Results

1) Lighting and Security (23%) $633,000
2) Renovate/Replace Existing Structures (23%)
   Pavilion, Tennis Resurface, BBQ Area, Stadium, Ballfields $485,000
3) New Recreational Facilities (14%)
   Multi-Purpose Court, Field House Renovation,
   Swimming Pool Replacement . . . . . .$7.0 M
4) New/Improved Shade Structures (12%)
   Playground Shade . . . . . .$ 55,000
5) New Trails and Connectivity in/to the Park (12%)
   Trails/sidewalks, Washburn St. connection . . . . . $ 621,000
6) Replace/Upgrade Site Furnishings (9%)
   Shaded Benches, Benches, Trash Receptacles . . . . . .$ 51,000
7) New/Improved Parking (5%) . . . . . $1.0 M
8) Signage/Wayfinding in/to the park (2%)
   Park Sign, Trail/Park Signage, Trail Markers . . . . . $ 55,000

TOTAL $9,910,000

Note: Budget Includes 25% construction contingency due to master plan level of detail & soft costs for design services. Redevelopment of the putt-putt golf course is not included. Additional funds should be allocated to re-purpose this area as a social gathering space if an agreement between the City and an operator for the course is not in-place by January 2022, it is recommended that additional funds be allocated to redevelop this area into improved open space for social gatherings and events.

Fannie Robinson Park

Based on Importance of Virtual Survey Results

1) Lighting and Security (28%) $323,000
2) Renovate/Replace Existing Structures (17%)
   Art Plaza/Pavilion, Playground Drainage Improvements.,
   Juneteenth Pavilion $199,000
3) New Recreational Facilities (17%)
   Inclusive Playground, Multi-purpose Court, Multi-purpose Field . .$1.3 M
4) New/Improved Shade Structures (11%)
   Playground/Splash Pad Shade, Landscape Improvements. $308,000
5) New Trails and Connectivity in/to the Park (11%) $683,000
6) Replace/Upgrade Site Furnishings (7%)
   Shaded Benches, Benches, Trash Receptacles . . . . . .$ 60,000
7) New/Improved Parking (7%) $434,000
8) Signage/Wayfinding in/to the park (2%)
   Park Sign, Trail/Park Signage, Trail Markers . . . . . $ 22,000

TOTAL $3,446,000

Note: Budget Includes 25% construction contingency due to master plan level of detail & soft costs for design services. In-lieu of Inclusive Playground budget $2 million for pool replacement.

FUNDING

Upon completion and evaluation of the park improvement budgets, the consulting team and City Staff collectively identified short and long term project goals as well as possible funding sources and opportunities. Funding sources considered include:

- General Funds - Capital Improvement Projects (annual Parks & Rec./Public Works budgets)
- Capital Improvement Plan (CIP) Projects
- Park User Fee's (rentals, league use)
- Parkland Dedication Funds
- Grants (State, Federal)
- Economic Development Corporation Funds
- P3 (Public-Private Partnerships)
- Certificates of Obligation
- General Obligation Bonds

City Staff further evaluated the improvement budgets to identify specific projects that could potentially be performed in-house by City Parks and Recreation and Public Works Departments. Projects identified are highlighted in the detailed Budget OPCC. See *Appendix A*. Following is a summary of the improvement budget and in-house project value for each park.

Bull Branch Park
Total Budget $1,865,000
In-House (20 projects) . . . . . .$ 323, 125

Bull Branch Trail
Total Budget . . . . . .$ 462,000
In-House (8 projects) . . . . . .$ 179,125

Murphy Park
Total Budget $9,910,000
In-House (21 projects). . . . . .$ 441,625

Fannie Robinson Park
Total Budget $3,446,000
In-House (14 projects) . . . . . .$ 208,750

Total Park Projects . . . . . $ 15,673,000
In-House Projects . . . . . .$ 1,152,625
Minus In House. . . . . .$ 14,520,375

Notes:
Total Budget (Includes 25% construction contingency & soft costs)
In-House (Included 25% construction contingency & NO soft costs)
All projects are New/Improvement CIP projects that have no construction dollars.

OPERATIONS | MAINTENANCE IMPACT

The consulting team evaluated the operations and maintenance (OM) impact if all proposed improvements were completed for each community park. A detailed breakdown of estimated increase or decrease in maintenance and forecast of workforce needs (Full-Time Equivalent, FTE) per improvement is provided in the detailed Budget OPCC, *Appendix A.* The result of this evaluation indicates that an additional 1.2 staff members would be needed for operations and maintenance for these community parks alone.

RECOMMENDATION

City Staff and Management evaluated the budgets and funding options for each community park to develop an implementation strategy for improvements.

Total Park Projects . . . . . $ 15,673,000
In-House Projects . . . . . $ 1,152.625

Adjustment to Base Budget (ATB) Request
Range 5 year. . . . . .$230,525 per budget year
Range 10 year . . . . . $115,263 per budget year

As a result, City Management recommends the following:

- 10 year project range budget requirement.
- $ 75,000+ per year in the Parks Budget. Then gradually increase each year.
- $116,000+ future years average to meet the 10 year goal.
- Implement new/improved initiatives to complete projects.
- Utilize parkland dedication funds to fund projects.
- Pursue other funding options for larger projects.

END OF REPORT

Appendix A

DETAILED BUDGET OPINION OF PROBABLE CONSTRUCTION COSTS

Taylor Parks Master Plan

Budget Opinion of Probable Construction Costs

May 2021

BULL BRANCH PARK							Funding		Operations | Maintenance Impact	
Plan Key Item No.	**Item**	**Quantity**	**Unit**	**Unit Price**	**Amount**	**Item Sub-Total**	**Possible Funding Source**	**Priority Based on Public Survey**	**Increase (+) Decrease (-)**	**Full-Time Equivalent (FTE)**
1	**Parking (128 spaces)**					$122,000.00		7		
1.1	North Parking Area (striping and sign allowance for 43 spaces)	1	LS	2,000.00	2,000.00		General, Bond		+	0.008
1.2	South Parking Renovation Allowance at Ballfields (includes demo, asphalt paving and drives, curbs, striping and sign allowance for 72 sp.)	1	LS	110,000.00	110,000.00		Bond, Grant		no change	
1.3	Added Parking (includes new asphalt paving, curbs, striping and sign allowance for 13 sp.)	1	LS	10,000.00	10,000.00		General, Bond		+	0.008
2	**Trails Replacement**					$141,500.00		4		
2.1	Demo 4 ft. trail	2,440	LF	10.00	24,400.00		Gen, Bond, Grant		no change	
2.2	8 ft. loop trail	2,440	LF	48.00	117,100.00		Grant , Bond		no change	
3	**Trails : Sidewalks**					$152,600.00		4		
3.1	6 ft.	4,240	LF	36.00	152,600.00		Grant, Bond		no change	
4	**Shade for Playground (3,900 sf)**					$90,000.00		3		
4.1	Fabric Shade Structure (60'x65')	1	EA	90,000.00	90,000.00		Grant, Bond		+	0.008
5	**Restroom Renovation (600 sf)**					$65,000.00		2		
5.1	Restroom Demolition (roof, fixtures, etc.)	1	LS	5,000.00	5,000.00		General, Bond		-	-0.008
5.2	Restroom Renovation (roof, fixtures, finishing)	1	LS	60,000.00	60,000.00		Bond		-	-0.008
6	**Pavilion Replacement (1,400 sf)**					$102,200.00		2		
6.1	Pavilion Demolition	1	LS	10,000.00	10,000.00		General, Bond		-	0.000
6.2	New Pavilion (slab, structure)	1	LS	85,000.00	85,000.00		Bond, Grant		-	-0.008
6.3	4 ft. ornamental fence	160	LF	45.00	7,200.00		General, Bond		+	0.008
6B	**Pavilion New (1,400 sf)**					$92,200.00		3		
6B.1	New Pavilion (slab, structure)	1	LS	85,000.00	85,000.00		Bond, Grant		+	0.127
6B.2	4 ft. ornamental fence	160	LF	45.00	7,200.00		Gen, Bond, Grant		+	0.008
7	**Pier Renovation**					$5,000.00		2		
7.1	Deck and Rail Repair Allowance	1	LS	5,000.00	5,000.00		General,Bond		-	-0.008
8	**Dumspter Enclosure**					$7,500.00		2		
8.1	Concrete pad	1	LS	3,000.00	3,000.00		General, Bond		no change	
8.2	Masonry Enclosure/Gate	1	LS	4,500.00	4,500.00		General, Bond		no change	
9	**Park Entry Sign**					$5,500.00		8		
9.1	Sign	1	LS	2,500.00	2,500.00		General, Bond		+	0.008
9.2	Landscape/Irrigation Allowance	1	LS	3,000.00	3,000.00		General, Bond		+	0.038
10	**Ballfields Improvements**					$316,000.00		2		
10.1	8 ft. Chainlink Fencing w/ mowstrips (3 fields)	2,300	LF	50.00	115,000.00		Bond, Grant		-	-0.089
10.2	Dugouts (3 fields)	6	EA	7,500.00	45,000.00		Bond, Grant		no change	
10.3	Common Area Pavement (south fields only)	11,000	SF	6.00	66,000.00		Bond, Grant		no change	
10.4	Spectator Shade (40'x15', 2 field, 3 per field)	6	EA	15,000.00	90,000.00		Bond, Grant		+	0.008
MA	**Micellanouse Amentities**					$41,500.00				
11	Pedestrian Crossing Improvements Allowance (Pavement Painting, signage)	1	LS	5,000.00	5,000.00		General,Bond	4	+	0.008
12	Shaded Benches	5	EA	3,000.00	15,000.00		Gen, Bond, Grant	6	+	0.008
12.1	Benches	5	EA	900.00	4,500.00		General, Bond	6	+	0.008
13	Trash Receptacles	12	EA	500.00	6,000.00		General, Bond	6	+	0.034
14	Park Wayfinding / Signage	5	EA	500.00	2,500.00		Gen, Bond, Grant	8	+	0.008
15	Trail Distance Markers	5	EA	250.00	1,300.00		Gen, Bond,Grant	8	+	0.008
16.1	Picnic Tables (at pavilion replacement) - Complete	6	EA	0.00	0.00		COMPLETE	2	-	-0.008
16.2	Picnic Tables (at new pavilion)	6	EA	1,200.00	7,200.00		Gen., Bond, Grant	3	+	0.008
LS	**Lighting/Security**					$191,000.00				
1	New Pedestrian Light (16 ft. pole, LED)	7	EA	5,000.00	35,000.00		Gen, Bond, Grant	1	+	0.000
2	New Parking Light (25 ft. pole, LED)	1	EA	7,000.00	7,000.00		Gen, Bond, Grant	1	+	0.008
3	New Court Light (25 ft.pole, 2 - LED)	1	EA	9,000.00	9,000.00		Gen, Bond, Grant	1	+	0.008
4.1	Replacement Pavilion - Lighting (4 LED canopy fixtures per pavilion)	4	EA	500.00	2,000.00		Gen, Bond, Grant	2	-	-0.008
4.2	New Pavilion Lighting (4 LED canopy fixtures per pavilion)	4	EA	500.00	2,000.00		Gen, Bond, Grant	3	+	0.008
5	New Restroom Lighting (Exterior Wall LED)	4	EA	500.00	2,000.00		Gen, Bond, Grant	2	+	0.008
6	New Park Sign Lighting (LED)	1	EA	1,000.00	1,000.00		Gen, Bond, Grant	1	+	0.008
A	Existing Pedestrian Light Upgrade (LED)	14	EA	2,500.00	35,000.00		Gen, Bond, Grant	1	-	-0.008
B	Existing Pedestrian Light Relocate/Upgrade (LED)	1	EA	3,000.00	3,000.00		Gen, Bond, Grant	1	-	-0.008
C	Existing Ballfield Lighitng - NO UPGRADE	0	LS	0.00	0.00		Gen, Bond, Grant	1	no change	
	Secondary Site Electric Branch Circuits/Equipment Allowance	1	LS	45,000.00	45,000.00		Gen, Bond, Grant	1	no change	
	Camera/Surveillance Allowance (Throughout Park)	1	LS	50,000.00	50,000.00		General, Bond	1	+	0.017
	OTHER PROJECT COSTS					$532,800.00				
	*Construction Contingency - 25%			25%	333,000.00				FTE's	0.211
	Estimated Soft Costs - 12% (Professional Design Services, Design Survey, Geotechnical)			12%	199,800.00					
TOTAL ALL PROJECTS (INCLUDES CONTINGENCY & SOFT COSTS)						**$1,865,000.00**				
IN-HOUSE PROJECTS (INCLUDES *25% CONTINGENCY, SOFT COSTS NOT INCLUDED)						**$323,125.00**				

Disclaimers:

1) All Opinion of Probable Construction Costs(OPCC) represent the Consultant and their Sub-Consultant(s) best judgement as professionals, familiar with the construction industry and current available unit pricing; Consultant/Sub-Consultant(s) do not guarantee that proposals, bids or actual project costs will not vary from its Opinion of Probable Construction Costs. Quantities are estimates only and the actual amount of work and/or materials are contingent upon final design of these facilities.

2) Unit pricing is based on average cost statewide and do not account for any site specific determinates that would effect costs of constuction (i.e.- unknown subsurface conditions, etc.), based on 2020 pricing.

3) Off-site utility extensions to site not included.

*4) *25% Construction Contingency to cover unknown site development costs due to masterplan level of detail (unclassified demo, e/s controls,unclassified earthwork, general conditions of the contract, etc. unless otherwise noted).*

Taylor Parks Master Plan

Budget Opinion of Probable Construction Costs

May 2021

BULL BRANCH TRAIL IMPROVEMENTS							Funding		Operations | Maintenance Impact	
Plan Key Item No.	**Item**	**Quantity**	**Unit**	**Unit Price**	**Amount**	**Item Sub-Total**	**Possible Funding Source**	**Priority Based on Public Survey**	**Increase (+) Decrease (-)**	**Full-Time Equivalent (FTE)**
1	**Trails Replacement**					$121,800.00		2		
1.1	Demo 8 ft. trail	2,100	LF	10.00	21,000.00		Gen,Bond, Grant		no change	
1.2	8 ft. trail	2,100	LF	48.00	100,800.00		Bond, Grant		no change	
MA	**Micellanouse Amentities**					$25,800.00				
2	Shaded Benches	5	EA	3,000.00	15,000.00		Gen,Bond, Grant	3	+	0.008
2.1	Benches	5	LS	900.00	4,500.00		General, Bond	3	+	0.008
4	Trash Receptacles	5	LS	500.00	2,500.00		General, Bond	3	+	0.034
4	Park Wayfinding / Signage	5	LS	500.00	2,500.00		Gen.Bond,Grant	4	+	0.008
5	Trail Distance Markers	5	LS	250.00	1,300.00		Gen.Bond,Grant	4	+	0.008
LS	**Lighting/Security**					$182,500.00		1		
1	New Pedestrian Light (16 ft. pole, LED)	13	EA	5,000.00	65,000.00		Gen,Bond,Grant		+	0.008
A	Existing Pedestrian Light Upgrade (LED)	7	EA	2,500.00	17,500.00		General,Bond		-	0.000
B	Existing Pedestrian Light Upgrade (LED)	5	EA	5,000.00	25,000.00		General,Bond		-	0.000
	Secondary Site Electric Branch Circuits/Equipment Allowance	1	LS	50,000.00	50,000.00		General,Bond		-	0.000
	Camera/Surveillance Allowance (Throughout Park)	1	LS	25,000.00	25,000.00		General,Bond		+	0.017
										0.093
	OTHER PROJECT COSTS					$132,000.00				
	*Construction Contingency - 25%			25%	82,500.00				FTE's	0.093
	Estimated Soft Costs - 12% (Professional Design Services, Design Survey, Geotechnical)			12%	49,500.00					
TOTAL ALL PROJECTS (INCLUDES CONTINGENCY & SOFT COSTS)						**$462,000.00**				
IN-HOUSE PROJECTS (INCLUDES *25% CONTINGENCY, SOFT COSTS NOT INCLUDED)						**$179,125.00**				

Disclaimers:

1) All Opinion of Probable Construction Costs(OPCC) represent the Consultant and their Sub-Consultant(s) best judgement as professionals, familiar with the construction industry and current available unit pricing; Consultant/Sub-Consultant(s) do not guarantee that proposals, bids or actual project costs will not vary from its Opinion of Probable Construction Costs. Quantities are estimates only and the actual amount of work and/or materials are contingent upon final design of these facilities.

2) Unit pricing is based on average cost statewide and do not account for any site specific determinates that would effect costs of constuction (i.e.- unknown subsurface conditions, etc.)based on 2020 pricing.

3) Off-site utility extensions to site not included.

*4) *25% Construction Contingency to cover unknown site development costs due to masterplan level of detail (unclassified demo, e/s controls,unclassified earthwork, general conditions of the contract, etc. unless otherwise noted).*

Taylor Parks Master Plan

Budget Opinion of Probable Construction Costs

May 2021

MURPHY PARK							Funding		Operations | Maintenance Impact	
Plan Key Item No.	**Item**	**Quantity**	**Unit**	**Unit Price**	**Amount**	**Item Sub-Total**	**Possible Funding Source**	**Priority Based on Public Survey**	**Increase (+) Decrease (-)**	**Full-Time Equivalent (FTE)**
1	**Parking (453 spaces)**					$924,000.00		7		
1.1	Interior Main Parking Lots/Drive Aisles (includes asphalt paving and drives, curbs, striping and sign allowance for 259 sp.)	1	LS	596,000.00	596,000.00		Bond		+	0.008
1.2	West Parking Lots at Field House (includes asphalt paving and drives, curbs, striping and sign allowance for 35 sp.)	1	LS	65,000.00	65,000.00		Bond, Grant		+	0.008
1.3	East Parking Lots at Ballfields (includes asphalt paving and drives, curbs, striping and sign allowance for 124 sp.)	1	LS	203,000.00	203,000.00		Bond		+	0.008
1.4	South Parking Lot at Interpretive Area (includes asphalt paving and drives, curbs, striping and sign allowance for 35 sp.)	1	LS	60,000.00	60,000.00		Bond, Grant		+	0.008
2	**Trails : Sidewalks**					$420,000.00		5		
2.1	8 ft. (adjacent to lake and connecting trail from lake to stadium)	3,200	LF	48.00	153,600.00		Bond, Grant		+	0.008
2.2	6 ft. (throughout park)	7,400	LF	36.00	266,400.00		Bond, Grant		+	0.008
3	**Shade for Playground**					$40,000.00		4		
3.1	Fabric Shade Structure (40'x40')	1	EA	40,000.00	40,000.00		Gen, Bond, Grant		+	0.008
4	**Pavilion Renovation**					$53,900.00		2		
4.1	Paint Allowance (structural steel)	1	LS	10,000.00	10,000.00		General, Bond		+	0.008
4.2	Seatwalls (CMU at all four corners)	200	LF	90.00	18,000.00		General, Bond		+	0.008
4.3	6 ft. vinyl coat chainlink fence	575	LF	45.00	25,900.00		General, Bond		+	0.008
5	**Tennis Court Resurfacing**					$20,000.00		2		
5.1	Prep and resurfacing for 2 court set	4	EA	5,000.00	20,000.00		General, Bond		+	0.008
6	**Multi-purpose Court (Tennis, Pickle Ball, Futsal)**					$178,000.00		3		
6.1	Court slab, surfacing	9,800	SF	15.00	147,000.00		Bond, Grant		+	0.008
6.2	Perimeter Fence (8ft. Vinyl coat)	420	LF	50.00	21,000.00		Gen,Bond, Grant		+	0.008
6.3	Equipment Allowance (Tennis/Pickle Ball posts & nets, futsal goals)	1	LS	10,000.00	10,000.00		General		+	0.008
7	**BBQ Area Renovation**					$28,000.00		2		
7.1	Pit roof repair	1	LS	1,000.00	1,000.00		General		-	-0.008
7.2	Ornamental Fence - 6 ft.	300	LF	65.00	19,500.00		General, Bond		+	0.008
7.3	Decomposed Granite Surfacing	2,500	SF	3.00	7,500.00		General,Bond		+	0.017
8	**Stadium**					$66,400.00		2		
8.1	Bleacher Removal Allowance	1	LS	20,000.00	20,000.00		Bond		-	-0.008
8.2	Scoreboard Repair	1	LS	2,000.00	2,000.00		General,Donation		no change	
8.3	Fence Removal	550	LF	2.50	1,400.00		General		-	-0.008
8.4	Track Repair/1.5" HMAC overlay by Public Works	4,300	SY	10.00	43,000.00		General,Bond		+	0.017
9	**Field House Renovation (4,400 sf.)**					$123,000.00		3		
9.1	Offices, restroom, 4 flex/rental spaces	1	LS	85,000.00	85,000.00		Gen, Bond, Grant		+	0.034
9.2	Convert 2 flex spaces to offices/conference room	1	LS	38,000.00	38,000.00		Gen, Bond, Grant		+	0.034
10	**Swimming Pool Replacement**					$5,000,000.00		3		
10.1	Swim Center - lazy river, lap pool, kiddie area	1	LS	5,000,000.00	5,000,000.00		Bond, Grant		+	0.068
11	**Ballfields**					$199,000.00		2		
11.1	8 ft. Chainlink Fencing w/ mowstrips (2 fields)	1,500	LF	50.00	75,000.00		Bond, Grant		-	-0.135
11.2	Dugouts (2 fields)	4	EA	7,500.00	30,000.00		Bond, Grant		no change	
11.3	Common Area Pavement	4,000	SF	6.00	24,000.00		Bond, Grant		+	0.008
11.4	Spectator Shade (40'x15', 2 field, 2 per field)	4	EA	15,000.00	60,000.00		Bond, Grant		+	0.008
11.5	Relocate Batting Cage	1	LS	10,000.00	10,000.00		Gen., Bond,Grant		no change	
12	**Basketball Courts (In Progress)**									
13	**Percussion Playground (In Progress)**									
14	**Putt-Putt Renovation (In Progress by American Legion)**									
15	**Park Entry Sign**					$18,500.00		8		
16.1	Sign	3	EA	3,500.00	10,500.00		Gen, Bond		+	0.008
16.2	Landscape/Irrigation Allowance	2	EA	4,000.00	8,000.00		Gen, Bond		+	0.008
16	**Roadway Improvements (Included with Interior Parking Improvements, Item 1.1)**									
MA	**Micellanouse Amentities**					$148,500.00				
17	Shaded Benches	10	EA	3,000.00	30,000.00		Gen, Bond, Grant	6	+	0.008
17.1	Benches	10	EA	900.00	9,000.00		Gen, Bond, Grant	6	+	0.008
18	Trash Receptacles	24	EA	500.00	12,000.00		Gen, Bond, Grant	6	+	0.034
19	Park Wayfinding / Signage	20	EA	750.00	15,000.00		Gen, Bond, Grant	8	+	0.008
20	Trail Distance Markers	10	EA	250.00	2,500.00		Gen, Bond, Grant	8	+	0.008
21	Trail Connetion to Washburn at 11th Street Allowance (1,000 ft.)	1	LS	55,000.00	55,000.00		Bond, Grant	5	+	0.008
22	Playground Allowance (Swings, Seesaw, Surfacing)	1	LS	25,000.00	25,000.00		Gen, Bond, Grant		+	0.008
LS	**Lighting/Security**					$519,000.00		1		
1	New Pedestrian Light (16 ft. pole, LED)	4	EA	5,000.00	20,000.00		Gen, Bond, Grant		+	0.008
2	New Parking Light (25 ft. pole, LED)	10	EA	7,000.00	70,000.00		Bond, Grant		+	0.008
3	New Basketball Court Light (25 ft.pole, LED)	6	EA	9,000.00	54,000.00		Bond, Grant		+	0.008
4	New Muti-Purpose Court Light (25 ft.pole, LED)	4	EA	9,000.00	36,000.00		Bond, Grant	3	+	0.008
5	New Park Sign Lighting (LED)	4	EA	1,000.00	4,000.00		Gen, Bond, Grant	8	+	0.008
A	Existing Pedestrian Light - NO UPGRADE	8	EA	0.00	0.00				no change	
B	Existing Pedestrian Light Upgrade (16 ft. pole, LED)	4	EA	5,000.00	20,000.00		Gen,Bond,Grant		-	-0.008
C	Existing Parking / Roadway / Area Light Upgrade (25 ft. pole, LED)	14	EA	7,000.00	98,000.00		Bond, Grant		-	-0.008
D	New Restroom / Pool House Lighting (Upgrade with LED)	8	EA	500.00	4,000.00		Gen,Bond,Grant		-	-0.008
E	New Pavilion Canopy Lighting (Upgrade with LED)	20	EA	500.00	10,000.00		Gen,Bond,Grant		-	-0.008
F	Garden Club Pavilion - NO UPGRADE	1	EA	0.00	0.00				no change	
G	Pool Area Lighting - NO UPGRADE	1	EA	0.00	0.00				no change	
H	Putt-Putt - NO UPGRADE	1	EA	0.00	0.00				no change	
I	Parking Spotlight - NO UPGRADE	1	EA	0.00	0.00				no change	
J	Tennis / Pickleball Courts - NO UPGRADE	1	EA	0.00	0.00				no change	
K	Maintenance / Concession & Restroom - NO UPGRADE	1	EA	0.00	0.00				no change	
L	Field House (Upgrade with LED)	6	EA	500.00	3,000.00		Gen,Bond, Grant	3	-	-0.008
M	Stadium Lighting - NO UPGRADE	1	EA	0.00	0.00				no change	
N	Existing Ballfield Lighitng - NO UPGRADE	1	LS	0.00	0.00				no change	
	Secondary Site Electric Branch Circuits/Equipment Allowance	1	LS	125,000.00	125,000.00		Bond, Grant		+	0.008
	Camera/Surveillance Allowance (Throughout Park)	1	LS	75,000.00	75,000.00		Gen, Bond, Grant		+	0.017
	OTHER PROJECT COSTS					$3,095,300.00				
	*Construction Contingency - 25%			25%	1,934,600.00				FTE's	0.279
	Estimated Soft Costs - 12% (Professional Design Services, Design Survey, Geotechnical)			12%	1,160,700.00					
TOTAL ALL PROJECTS (INCLUDES CONTINGENCY & SOFT COSTS)						**$9,910,000.00**				
IN-HOUSE PROJECTS (INCLUDES *25% CONTINGENCY, SOFT COSTS NOT INCLUDED)						**$441,625.00**				

Disclaimers:

1) All Opinion of Probable Construction Costs(OPCC) represent the Consultant and their Sub-Consultant(s) best judgement as professionals, familiar with the construction industry and current available unit pricing; Consultant/Sub-Consultant(s) do not guarantee that proposals, bids or actual project costs will not vary from its Opinion of Probable Construction Costs. Quantities are estimates only and the actual amount of work and/or materials are contingent upon final design of these facilities.

2) Unit pricing is based on average cost statewide and do not account for any site specific determinates that would effect costs of constuction (i.e.- unknown subsurface conditions, etc.)based on 2020 pricing.

3) Off-site utility extensions to site not included.

*4) *25% Construction Contingency to cover unknown site development costs due to masterplan level of detail (unclassified demo, e/s controls,unclassified earthwork, general conditions of the contract, etc. unless otherwise noted)*

Taylor Parks Master Plan

Budget Opinion of Probable Construction Costs

HALFF

May 2021

FANNIE ROBINSON PARK

Plan Key Item No.	Item	Quantity	Unit	Unit Price	Amount	Item Sub-Total	Funding: Possible Funding Source	Funding: Priority Based on Public Survey	Operations | Maintenance Impact: Increase (+) Decrease (-)	Operations | Maintenance Impact: Full-Time Equivalent (FTE)
1	**Parking (225 spaces)**					$301,500.00		7		
1.1	East Parallel Parking on Dolan St. (includes asphalt paving, curbs, striping and sign allowance for 41 spaces)	1	LS	34,000.00	34,000.00		Gen,Bond, Grant		+	0.008
1.2	East Parking Lots (includes asphalt paving, curbs, striping and sign allowance for 33 space and 7 space lots)	1	LS	70,000.00	70,000.00		Bond, Grant		+	0.008
1.3	South Parking Lot (includes asphalt paving and drives, striping and sign allowance for 73 sp.)	1	LS	105,000.00	105,000.00		Bond, Grant		+	0.008
1.4	West Parking of Threadgill St. (includes asphalt paving and drives, striping and sign allowance for 5 sp.)	1	LS	5,000.00	5,000.00		General, Bond		+	0.008
1.5	Northwest Parking Lot of Frank St. (includes asphalt paving and drives, striping and sign allowance for 66 sp.)	1	LS	87,500.00	87,500.00		Gen,Bond, Grant		+	0.008
2	**Trails : Sidewalks**					$498,200.00		5		
2.1	6 ft. (throughout park)	5,100	LF	36.00	183,600.00		Bond, Grant		+	0.008
2.2	Low water crossing Bull Branch	1	LS	20,000.00	20,000.00		General, Bond		+	0.008
2.2	6 ft. along MLK Blvd.	1,100	LF	36.00	39,600.00		Bond, Grant		+	0.008
2.2	MLK Blvd. Pedestrian Bridge (170 ft. parallel to roadway, 8 ft. wide)	1	LS	255,000.00	255,000.00		General, Bond		+	0.008
3	**Shade for Playground/Splash Pad**					$150,000.00		4		
3.1	Fabric Shade Sail Structures Allowance	1	LS	150,000.00	150,000.00		General,Bond		+	0.008
4	**Inclusive Playground**					$600,000.00		3		
4.1	New Playground Equipment (includes surfacing, grading, drainage and landscape improvements)	1	LS	600,000.00	600,000.00		Gen,Bond,Grant		no change	
5	**Art Plaza: Pavilion**					$100,000.00		2		
6.1	New Pavilion at Inclusive Playground (1,000 sf.)	1	LS	100,000.00	100,000.00		Gen, Bond, Grant		+	0.127
6	**Seatwall: Drainage Improvements**					$30,000.00		2		
7.1	Seatwalls (includes grading and drainage improvements)	200	LF	150.00	30,000.00		Gen,Bond, Grant		+	0.008
7	**Juneteenth Pavilion**					$15,000.00		2		
7.1	New Pavilion (15 ft. x 15 ft., slab, structure)	1	LS	15,000.00	15,000.00		Gen,Bond,Grant		+	0.127
8	**Relocated Horseshoe: Washer Pits**					$15,000.00		7		
8.1	Relocation of all elements	1	LS	1,000.00	1,000.00		General		no change	
8.2	New concrete ribbon curb border (315 lf.), DG surface (5,500 sf)	1	LF	14,000.00	14,000.00		Gen,Bond, Grant		+	0.008
9	**Multi-purpose Court (Tennis, Pickle Ball, Futsal)**					$320,000.00		3		
9.1	Court slab, surfacing	18,200	SF	15.00	273,000.00		Bond, Grant		+	0.008
9.2	Perimeter Fence (8ft. Vinyl coat)	540	LF	50.00	27,000.00		Bond, Grant		+	0.008
9.3	Equipment Allowance (Tennis/Pickle Ball posts & nets, futsal goals)	1	LS	20,000.00	20,000.00		General		+	0.008
10	**Restroom (In Progress)**									
11	**Basketball Court Lights (In Progress)**									
12	**Dickey Givens Community Center (In Progress)**									
13	**Park Entry Sign**					$7,500.00		8		
14.1	Sign	1	LS	3,500.00	3,500.00		General		+	0.008
14.2	Landscape/Irrigation Allowance	1	LS	4,000.00	4,000.00		General		+	0.025
14	**Landscape Improvements**					$75,000.00		4		
14.1	Miscelaneous landscape beds around Playground and Splashpad , Irrigation Allowance	1	LS	75,000.00	75,000.00		General, Bond		+	0.025
15	**Youth Soccer Field / Multipurpose Field**					$25,000.00		3		
15	Soccer Fields (includes scarify soil/overseed, 4 goals, no topsoil or irrigation)	1	LS	25,000.00	25,000.00		General, Bond		+	0.025
MA	**Micellanouse Amentities**					$50,500.00				
16	Shaded Benches	10	EA	3,000.00	30,000.00			6	+	0.008
16.1	Benches	10	EA	900.00	9,000.00		General,Bond	6	+	0.008
17	Trash Receptacles	10	EA	500.00	5,000.00		General,Bond	6	+	0.008
18	Park Wayfinding / Signage	6	EA	750.00	4,500.00		General,Bond	8	+	0.008
19	Trail Distance Markers	8	EA	250.00	2,000.00		General,Bond	8	+	0.008
LS	**Lighting/Security**					$274,000.00				
1.1	New Pedestrian Light (16 ft. pole, LED)- within Park	15	EA	5,000.00	75,000.00		Gen, Bond, Grant	1	+	0.008
1.2	New Pedestrian Light (16 ft. pole, LED) - from Park along Bull Branch to 3rd Street	6	EA	5,000.00	30,000.00		General, Bond	1	+	0.008
2	New Parking Light (25 ft. pole, LED)	1	EA	7,000.00	7,000.00		General, Bond	1	+	0.008
3	New Muti-Purpose Court Light (25 ft.pole, LED)	4	EA	9,000.00	36,000.00		Gen, Bond, Grant	3	+	0.008
4	New Park Sign Lighting (LED)	2	EA	1,000.00	2,000.00		General	8	+	0.008
A	Existing Pedestrian Light - NO UPGRADE	0	EA	0.00	0.00			1	no change	
B	Existing Parking / Roadway / Area Light Upgrade (25 ft. pole, LED)	1	EA	7,000.00	7,000.00		General, Bond	1	-	-0.008
C	Parking/Street Lighting - NO UPGRADE	0	EA	0.00	0.00			1	no change	
D	Parking Light Relocation - NO UPGRADE	0	EA	0.00	0.00			1	no change	
E	Existing Restroom Lighting (Exterior Wall LED)	4	EA	500.00	2,000.00		General, Bond	1	-	-0.008
F	Existing Pavilion Canopy Lighting - NO UPGRADE	0	EA	0.00	0.00			1	no change	
G	Existing Basketball Court Lighting - (In Progress)	0	LS	0.00	0.00			1	+	0.008
H	Existing Ballfield Lighitng - (In Progress)	0	LS	0.00	0.00			1	+	0.008
	Secondary Site Electric Branch Circuits/Equipment Allowance	1	LS	65,000.00	65,000.00			1	+	0.008
	Camera/Surveillance Allowance (Throughout Park)	1	LS	50,000.00	50,000.00		General, Bond	1	+	0.017
	OTHER PROJECT COSTS					$984,700.00				
	*Construction Contingency - 25%			25%	615,400.00				FTE's	0.575
	Estimated Soft Costs - 12% (Professional Design Services, Design Survey, Geotechnical)			12%	369,300.00					
TOTAL ALL PROJECTS (INCLUDES CONTINGENCY & SOFT COSTS)						**$3,446,000.00**				
IN-HOUSE PROJECTS (INCLUDES *25% CONTINGENCY, SOFT COSTS NOT INCLUDED)						**$208,750.00**				

NOTE: In-lieu of Plan Key Item No. 04 - Inclusive Playground, Budget $2 Million for pool replacement.

Disclaimers:

1) All Opinion of Probable Construction Costs(OPCC) represent the Consultant and their Sub-Consultant(s) best judgement as professionals, familiar with the construction industry and current available unit pricing; Consultant/Sub-Consultant(s) do not guarantee that proposals, bids or actual project costs will not vary from its Opinion of Probable Construction Costs. Quantities are estimates only and the actual amount of work and/or materials are contingent upon final design of these facilities.

2) Unit pricing is based on average cost statewide and do not account for any site specific determinates that would effect costs of constuction (i.e.- unknown subsurface conditions, etc.) based on 2020 pricing.

3) Off-site utility extensions to site not included.

*4) *25% Construction Contingency to cover unknown site development costs due to masterplan level of detail (unclassified demo, e/s controls,unclassified earthwork, general conditions of the contract, etc. unless otherwise noted)*

Appendix B

MEMORIAL FIELD STADIUM - FIELD HOUSE ASSESSMENT

37182

Murphy Park
Memorial Field Stadium - Field House Architectural Assessment

Friday, May 8, 2020

Summary Report by: Halff Associates (Landscape Architects)
Mode Design Company (Subconsultant Architect)

Assisted by City of Taylor Parks & Recreation Department

Purpose:

The Field House and Memorial Stadium were recently adopted by the City of Taylor from Taylor ISD for use as a public park facility in conjunction with the adjacent Murphy Park. An architectural assessment of the existing Field House was conducted to determine if the building could be occupied in its current condition and how to best re-purposed into a Parks and Recreation Office space with flexible community event space.

Assessment:

A site assessment of the Field House was conducted by City Parks staff, Halff Associates and Mode Design Company. The assessment involved a visual interior and exterior observation and measurements of the existing structure, fixtures and utilities. An existing conditions floor plan was generated, and facility program developed on how to efficiently re-purpose and maximize the interior space of the building. Several options were presented to City staff resulting in a two phased approach to re-purpose and renovate the building for public use.

Assessment Results:

1) **Current Condition Occupancy (Not Recommended)**: Based on the current condition and not being occupied for many years, we do not recommend occupying the building. The City would need to verify the following items before considering occupancy of the building.

    - Verify existing mechanical systems and existing systems are capable of providing an environment that is not less than 68 degrees F at a point 3 ft above finish floor on the design heating day, and recommend cooling to max 75 degrees F / 50% RH in summer. If not possible, which is highly likely, increase insulation via spray foam and update or replace existing HVAC systems.
    - Ensure spaces are provided with natural light/windows of at least 8% of the floor area or artificial light at least 10 fc at 30” above finished floor. May need to add more lighting, and recommend upgrading all of the lights to LED.
    - Ensure existing plumbing in place is fully functional and operational for users.

(continued)

- Acquire asbestos survey to ensure no asbestos containing materials are contained in the space.
- Verify all doors, windows and respective locks are functional and adequate to provide safe environment, pest control and proper ingress and egress.
- Inspect building by pest control company to eliminate any current issues.
- Have a registered accessibility specialist or building official verify the building complies with current accessibility requirements (Texas Accessibility Standards). The current building does not have accessible parking or an accessible route that may be required prior to occupancy.

2) **Renovation – Phase 1 (Recommended):** Based on the current condition and potential investment to make the building occupiable in its current condition, we recommend the first phase of renovation occur to the field house. This investment will adequately and safely accommodate the building for public use and provide immediate return on investment with usable and rentable community space. Attached is the recommended first phase plan that will accommodate office space, accessible restroom facilities and two large flexible community rooms. Also included is a budget Opinion of Probable Construction Costs (OPCC) for Phase 1 improvements ($85,000).

   Note: The OPCC does not include the following:

   - Exterior site/civil construction and associated design soft costs that may be necessary for accessibility compliance.
   - Phase 1 Architectural and Engineering Fees. The A/E estimated fees for: Schematic Design, Construction Documents, Bidding & Permitting, Construction Observation and MEP Engineering including reimbursable expenses for TAS/TDLR Fees and Asbestos Survey is estimated at approximately $22,000.

3) **Renovation – Phase 2: T**his investment will convert the west flexible community room into an additional conference room and office space. Also included is a budget Opinion of Probable Construction Costs (OPCC) for Phase 2 improvements ($38,000).

End of Assessment

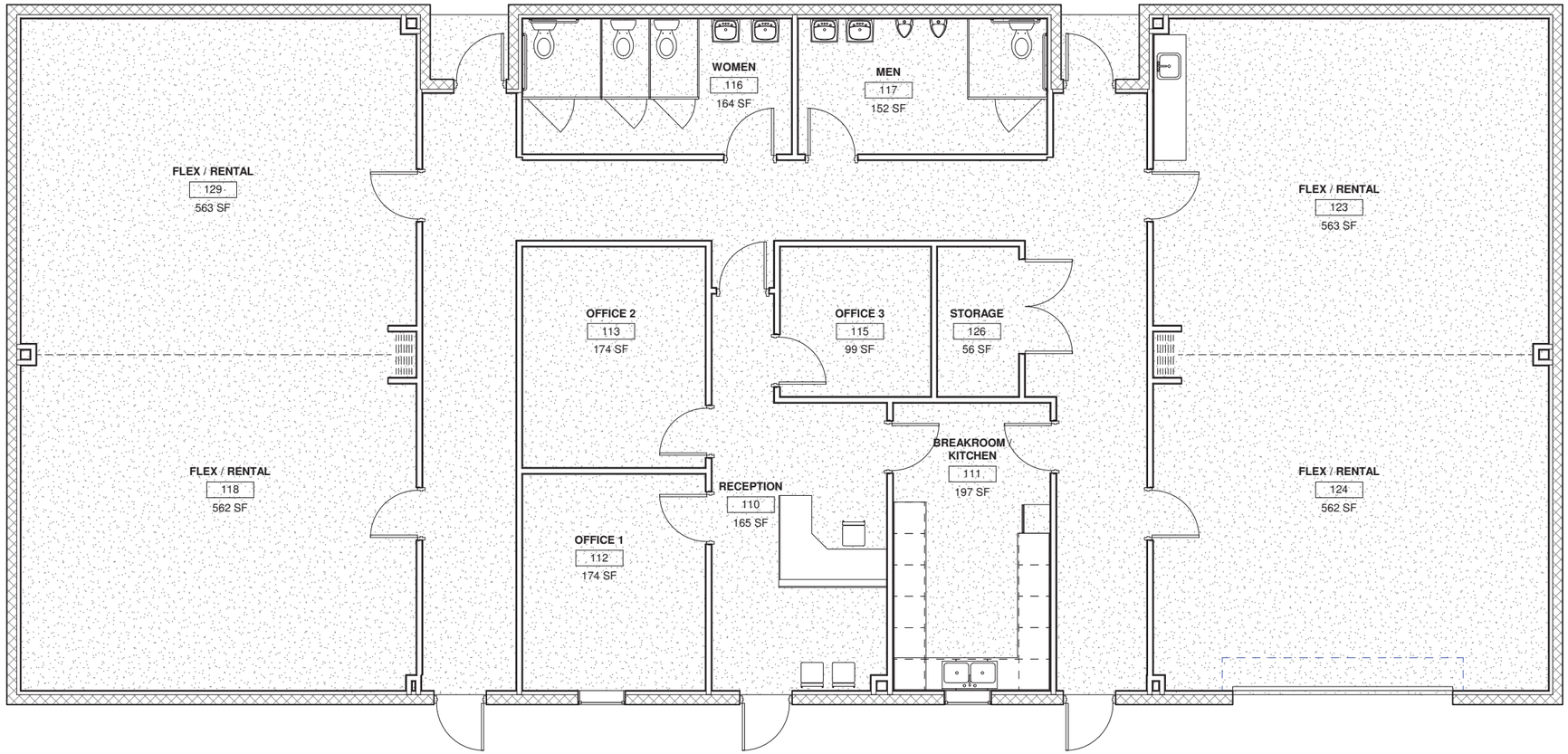

MODE design company

TAYLOR PARD FIELD HOUSE

1213 DAVIS STREET, TAYLOR, TX 76574

1/7/2020

PH.1 - EVENT CENTER AND OFFICES

103 woods lane
cedar park, tx 78613
ryan@modedc.us | www.modedc.us
+ 1 512 733 1150

Taylor PARD Field Offices - PHASE 1
Opinion of Probable Construction Costs
3/9/2020

Building Square Footage (enclosed)	4413
Total Cost/SF (with Site)	$19.02
Total Cost/SF (Building Only)	$19.02

	QTY	UNIT	UNIT COST	ITEM TOTAL
Division 2 - Sitework	1	LS	$0.00	$0.00
Division 3 - Concrete	1	SF	$0.00	$0.00
Division 4 - Masonry	1	SF	$0.00	$0.00
Division 5 - Metals				
Structural Steel	1	SF	$0.00	$0.00
Misc. Stair and Railings	1	LS	$0.00	$0.00
Misc. Metal Fabrications	1	LS	$0.00	$0.00
Division 6 - Rough Carpentry				
Rough Framing	1895	SF	$10.00	$18,950.00
Millwork	1	LS	$6,000.00	$6,000.00
Division 7 - Thermal & Moisture Protection				
Roofing	1	SF	$0.00	$0.00
Building Insulation / Flashing / Joint Sealant	1	SF	$0.00	$0.00
Division 8 - Openings				
Interior Doors and Frames	11	EA	$1,200.00	$13,200.00
Exterior Storefront	1	SF	$0.00	$0.00
Overhead Door - 14' X 8'	1	EA	$3,500.00	$3,500.00
Folding Partition	2	EA	$5,000.00	$10,000.00
Division 9 - Finishes				
Concrete patch and reseal	4413	SF	$1.00	$4,413.00
Painting	1	LS	$5,000.00	$5,000.00
Acoustic Ceilings	1	LS	$3,500.00	$3,500.00
Division 10 - Specialties				
Toilet Accessories	1	LS	$1,250.00	$1,250.00
Fire Extinguisher Cabinets	1	LS	$750.00	$750.00
Knox Box	1	LS	$750.00	$750.00
Division 12 - Furnishings				
By Owner			excluded	$0.00
Division 21 - Fire Protection				
Not Required			excluded	$0.00
Division 22 - Plumbing				
Plumbing - Repair allowance	1	LS	$5,500.00	$5,500.00

Division 23 - HVAC				
Mechanical Equipment - Repair allowance	1	LS	$2,500.00	$2,500.00
Division 26 - Electrical				
Electrical - Repair allowance	1	LS	$1,000.00	$1,000.00
Division 27 - Communications				
By Owner			excluded	$0.00
Division 28 - Security				
By Owner			excluded	$0.00
Subtotal				$76,313.00
Misc				
Overhead & Profit	5%	Percent	$76,313.00	$3,815.65
Contingency	5%	Percent	$76,313.00	$3,815.65
Permitting	1	LS	$0.00	$0.00
			TOTAL	$83,944.30

1) All Opinion of Probable Construction Costs(OPCC) represent the Consultant and their Sub-Consultant(s) best judgement as professionals, familiar with the construction industry and current available unit pricing; Consultant/Sub-Consultant(s) do not guarantee that proposals, bids or actual project costs will not vary from its Opinion of Probable Construction Costs. Quantities are estimates only and the actual amount of work and/or materials are contingent upon final design of these facilities.

2) Unit pricing is based on average cost statewide and do not account for any site specific determinates that would effect costs of constuction (i.e.-unknown subsurface conditions, etc.)

3) Professional Design Service fees are not included with this OPCC (i.e.- landscape architectural, civil, architectural, structural, MEP, etc.-design, permitting, bidding and construction observation services)

4) Site and utility improvements/adjustments/relocations/extensions/services for storm sewer, domestic water, sanitary sewer, gas, electric and communication utility lines to site are not included in this OPCC.

5) Projection of future construction costs should include a 10% annual increase at a minimum.

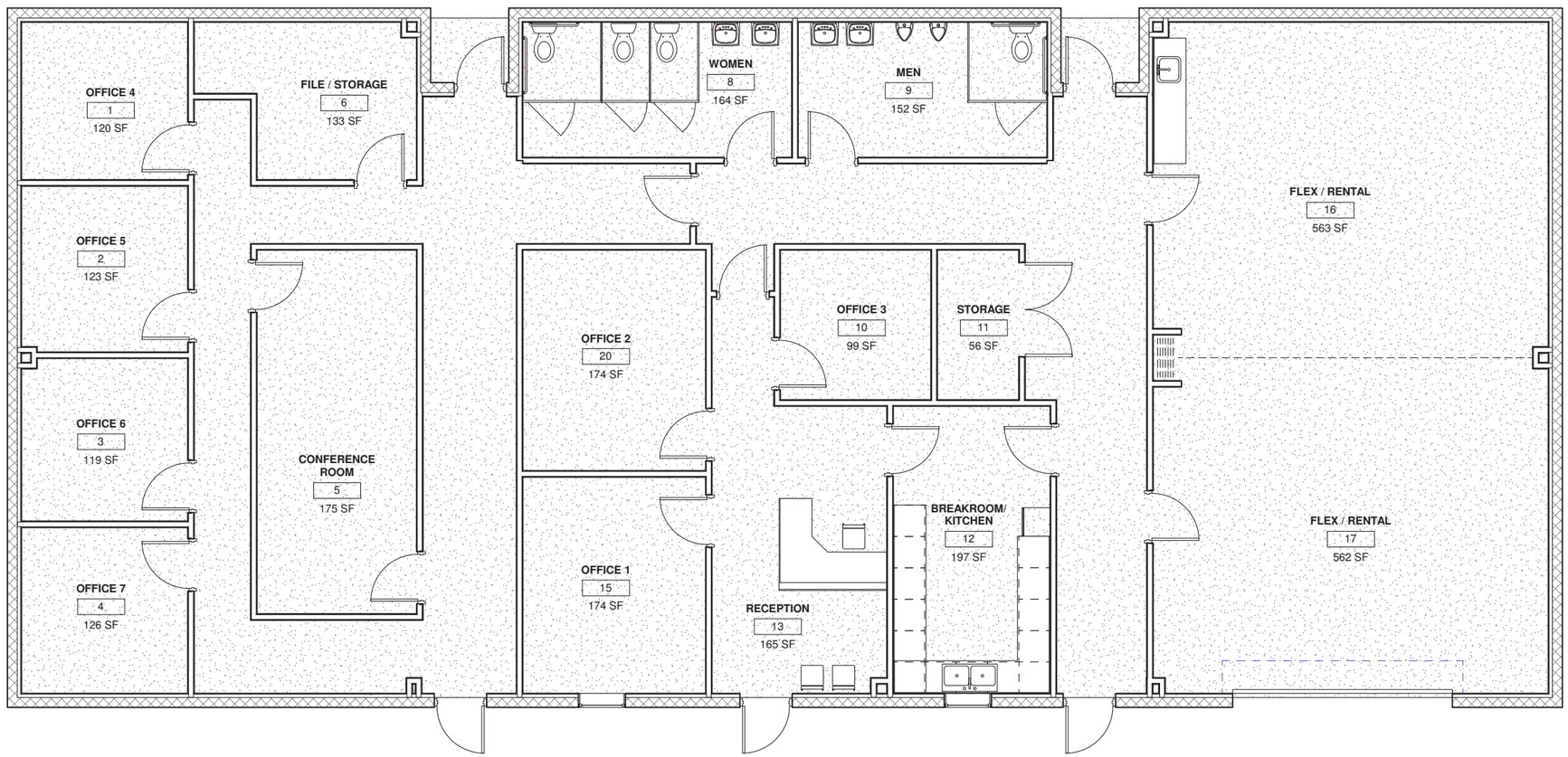

MODE design company

TAYLOR PARD FIELD HOUSE

1213 DAVIS STREET, TAYLOR, TX 76574

1/7/2020

PH.2 - PARD OFFICES EXPANSION

103 woods lane
cedar park, tx 78613
ryan@modedc.us | www.modedc.us
+ 1 512 733 1150

Taylor PARD Field Offices - PHASE 2
Opinion of Probable Construction Costs
3/9/2020

Building Square Footage (enclosed)	4413
Total Cost/SF (with Site)	$8.52
Total Cost/SF (Building Only)	$8.52

	QTY	UNIT	UNIT COST	ITEM TOTAL
Division 2 - Sitework	1	LS	$0.00	$0.00
Division 3 - Concrete	1	SF	$0.00	$0.00
Division 4 - Masonry	1	SF	$0.00	$0.00
Division 5 - Metals				
Structural Steel	1	SF	$0.00	$0.00
Misc. Stair and Railings	1	LS	$0.00	$0.00
Misc. Metal Fabrications	1	LS	$0.00	$0.00
Division 6 - Rough Carpentry				
Rough Framing	1179	SF	$10.00	$11,790.00
Millwork	1	LS	$1.00	$1.00
Division 7 - Thermal & Moisture Protection				
Roofing	1	SF	$0.00	$0.00
Building Insulation / Flashing / Joint Sealant	1	SF	$0.00	$0.00
Division 8 - Openings				
Interior Doors and Frames	7	EA	$1,200.00	$8,400.00
Exterior Storefront	0	SF	$0.00	$0.00
Overhead Door - 14' X 8'	0	EA	$0.00	$0.00
Folding Partition	0	EA	$0.00	$0.00
Division 9 - Finishes				
Concrete patch and reseal	0	SF	$0.00	$0.00
Painting	1	LS	$2,500.00	$2,500.00
Acoustic Ceilings	1	LS	$3,500.00	$3,500.00
Division 10 - Specialties				
Toilet Accessories	0	LS	$0.00	$0.00
Fire Extinguisher Cabinets	0	LS	$0.00	$0.00
Knox Box	0	LS	$0.00	$0.00
Division 12 - Furnishings				
By Owner			excluded	$0.00
Division 21 - Fire Protection				
Not Required			excluded	$0.00
Division 22 - Plumbing				
Plumbing - Repair allowance	0	LS	$0.00	$0.00

Division 23 - HVAC				
Mechanical Equipment	1	LS	$5,500.00	$5,500.00
Division 26 - Electrical				
Electrical	1	LS	$2,500.00	$2,500.00
Division 27 - Communications				
By Owner			excluded	$0.00
Division 28 - Security				
By Owner			excluded	$0.00
Subtotal				$34,191.00
Misc				
Overhead & Profit	5%	Percent	$34,191.00	$1,709.55
Contingency	5%	Percent	$34,191.00	$1,709.55
Permitting	1	LS	$0.00	$0.00
			TOTAL	$37,610.10

1) All Opinion of Probable Construction Costs(OPCC) represent the Consultant and their Sub-Consultant(s) best judgement as professionals, familiar with the construction industry and current available unit pricing; Consultant/Sub-Consultant(s) do not guarantee that proposals, bids or actual project costs will not vary from its Opinion of Probable Construction Costs. Quantities are estimates only and the actual amount of work and/or materials are contingent upon final design of these facilities.

2) Unit pricing is based on average cost statewide and do not account for any site specific determinates that would effect costs of constuction (i.e.- unknown subsurface conditions, etc.)

3) Professional Design Service fees are not included with this OPCC (i.e.- landscape architectural, civil, architectural, structural, MEP, etc.-design, permitting, bidding and construction observation services)

4) Horizontal utility adjustments/relocations/extensions/services for storm sewer, domestic water, sanitary sewer, gas, electric and communication utility lines to site are not included in this OPCC.

5) Projection of future construction costs should include a 10% annual increase at a minimum.

Appendix C

PUBLIC OPEN HOUSE PRESENTATION BOARDS

WELCOME

BULL BRANCH & MURPHY PARK MASTER PLANS

Taylor Texas
TAYLOR MADE TEXAS

HALFF

1. PURPOSE

Thank you for attending this open house public meeting for

BULL BRANCH & MURPHY PARK

Your feedback is very important to help City officials and staff on how to best improve the City's park system, recreational facilities, and programming.

The intent of tonight's meeting is to provide an overview of the current park conditions and for YOU to provide additional feedback on issues, future needs and ideas.

This is an open house format. There is no formal presentation. Please provide your feedback as you walk around to each station number. City staff and the consultant team will be available to answer any questions.

YOUR time and participation are important to us!

2. WHERE DO YOU LIVE?

Please place a sticky dot where you live. If location is not on map place dot at the edge.

BULL BRANCH & MURPHY PARK MASTER PLANS

Taylor Texas
TAYLOR MADE TEXAS

HALFF

3. EXISTING PARK

- Pavilion
- Restroom
- Playground
- Fishing Pier
- Baseball Fields
- Trails

BULL BRANCH PARK
MASTER PLAN

Taylor Texas
TAYLOR MADE TEXAS

HALFF

4. ISSUES | CONCERNS

Please place THREE (3) sticky dots on the major issues | concerns you have.

LEVEL OF CURRENT MAINTENANCE

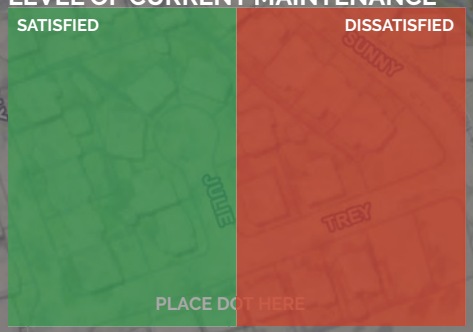

PARK LIGHTING



PLACE DOTS HERE

PARKING

PLACE DOTS HERE

ANIMAL CONTROL

PLACE DOTS HERE

WAYFINDING

PLACE DOTS HERE

SAFETY | SECURITY

PLACE DOTS HERE

OTHER ISSUES | CONCERNS
PLACE A STICKY NOTE

BULL BRANCH PARK
MASTER PLAN

Taylor Texas
TAYLOR MADE TEXAS

HALFF

5. NEEDS | FACILITIES

Please place TWO (2) sticky dots on your preference for future park needs or facilities.

PAVILION REPLACEMENT

PLACE DOTS HERE

PIER IMPROVEMENTS

PLACE DOTS HERE

SHADE

PLACE DOTS HERE

SEATING

PLACE DOTS HERE

TRAIL IMPROVEMENTS

PLACE DOTS HERE

RESTROOM IMPROVEMENTS

PLACE DOTS HERE

OTHER NEEDS | FACILITIES
PLACE A STICKY NOTE

Taylor Texas
TAYLOR MADE TEXAS

HALFF

6. IDEAS | PROGRAMS

Please place TWO (2) sticky dots on your preference for future park ideas and programs.

PUBLIC ART

PLACE DOTS HERE

RECREATIONAL PROGRAMS

PLACE DOTS HERE

COMMUNITY EVENTS

PLACE DOTS HERE

SOCIAL GAMES

PLACE DOTS HERE

ENVIRONMENTAL EDUCATION

PLACE DOTS HERE

SEASONAL WALKWAY OF LIGHTS

PLACE DOTS HERE

OTHER IDEAS | PROGRAMS
PLACE A STICKY NOTE

Taylor Texas
TAYLOR MADE TEXAS

HALFF

3. EXISTING PARK

- Pools
- Tennis|Pickleball
- Football Stadium
- Track
- Basketball
- Baseball
- Playground
- Pavilion
- Event Area
- Trails
- BBQ Pits
- Picnic Areas















MURPHY PARK
MASTER PLAN

Taylor Texas
TAYLOR MADE TEXAS

HALFF

4. ISSUES | CONCERNS

Please place THREE (3) sticky dots on the major issues | concerns you have.

LEVEL OF CURRENT MAINTENANCE

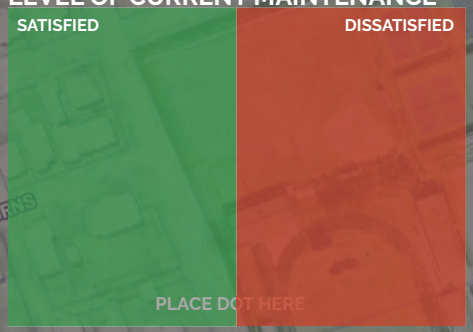

PARK LIGHTING



PLACE DOTS HERE

WATER QUALITY

PLACE DOTS HERE

ANIMAL CONTROL

PLACE DOTS HERE

WAYFINDING

PLACE DOTS HERE

SAFETY | SECURITY

PLACE DOTS HERE

OTHER ISSUES | CONCERNS PLACE A STICKY NOTE

MURPHY PARK MASTER PLAN

Taylor Texas — TAYLOR MADE TEXAS

HALFF

5. NEEDS | FACILITIES

Please place TWO (2) sticky dots on your preference for future park needs or facilities.

PAVILION IMPROVEMENTS | FENCING

PLACE DOTS HERE

STADIUM REUSE FOR FIELD SPORTS

PLACE DOTS HERE

SHADE

PLACE DOTS HERE

COURT SPORT IMPROVEMENTS

PLACE DOTS HERE

WATER ACTIVITES

PLACE DOTS HERE

TRAILS (LOOP)



PLACE DOTS HERE

OTHER NEEDS | FACILITIES
PLACE A STICKY NOTE

6. IDEAS | PROGRAMS

Please place TWO (2) sticky dots on your preference for future park ideas and programs.

PUBLIC ART

PLACE DOTS HERE

RECREATIONAL PROGRAMS

PLACE DOTS HERE

COMMUNITY EVENTS

PLACE DOTS HERE

SOCIAL GAMES

PLACE DOTS HERE

ENVIRONMENTAL EDUCATION

PLACE DOTS HERE

SEASONAL WALKWAY OF LIGHTS

PLACE DOTS HERE

OTHER IDEAS | PROGRAMS
PLACE A STICKY NOTE

THANK YOU

NEXT PUBLIC OPEN HOUSE FOR BULL BRANCH & MURPHY PARK - SPRING 2020

PRELIMINARY PARK CONCEPT PLANS WILL BE PRESENTED INCORPORATING COMMUNITY INPUT AND VISION FOR THE PARKS

FOR UPDATES CHECK THE CITY OF TAYLOR WEBSITE
OR CALL THE COMMUNICATIONS OFFICE AT 512-352-5448

BULL BRANCH & MURPHY
PARK MASTER PLANS

Taylor Texas
TAYLOR MADE TEXAS

HALFF

WELCOME

FANNIE ROBINSON PARK MASTER PLAN

Taylor Texas
TAYLOR MADE TEXAS

HALFF

1. PURPOSE

Thank you for attending this open house public meeting for

FANNIE ROBINSON PARK

Your feedback is very important to help City officials and staff on how to best improve the City's park system, recreational facilities, and programming.

The intent of tonight's meeting is to provide an overview of the current park conditions and for YOU to provide additional feedback on issues, future needs and ideas.

This is an open house format. There is no formal presentation. Please provide your feedback as you walk around to each station number. City staff and the consultant team will be available to answer any questions.

YOUR time and participation are important to us!

2. WHERE DO YOU LIVE?

Please place a sticky dot where you live. If location is not on map place dot at the edge.

FANNIE ROBINSON PARK MASTER PLAN

Taylor Texas
TAYLOR MADE TEXAS

HALFF

3. EXISTING PARK

- Softball Field
- Basketball Court
- Volleyball Court
- Playground
- Splash-pad
- Pavilion
- Pool
- Memorial
- Trails



FANNIE ROBINSON
PARK MASTER PLAN

Taylor Texas
TAYLOR MADE TEXAS

HALFF

4. ISSUES | CONCERNS

Please place THREE (3) sticky dots on the major issues | concerns you have.

LEVEL OF CURRENT MAINTENANCE

SATISFIED | DISSATISFIED

PLACE DOT HERE

PARK LIGHTING



PLACE DOTS HERE

PARKING

PLACE DOTS HERE

CONFLICTING USES

PLACE DOTS HERE

WAYFINDING

PLACE DOTS HERE

SAFETY | SECURITY

PLACE DOTS HERE

OTHER ISSUES | CONCERNS

PLACE A STICKY NOTE

FANNIE ROBINSON PARK MASTER PLAN

Taylor Texas — TAYLOR MADE TEXAS

HALFF

5. NEEDS | FACILITIES

Please place TWO (2) sticky dots on your preference for future park needs or facilities.

FIELD LIGHTING



PLACE DOTS HERE

ACTIVE FIELD SPORTS

PLACE DOTS HERE

SHADE

PLACE DOTS HERE

TENNIS | PICKLEBALL



PLACE DOTS HERE

DOG PARK

PLACE DOTS HERE

TRAILS (LOOP)



PLACE DOTS HERE

OTHER NEEDS | FACILITIES
PLACE A STICKY NOTE

FANNIE ROBINSON
PARK MASTER PLAN

Taylor Texas
TAYLOR MADE TEXAS

HALFF

6. IDEAS | PROGRAMS

Please place TWO (2) sticky dots on your preference for future park ideas and programs.

PUBLIC ART

PLACE DOTS HERE

RECREATIONAL PROGRAMS

PLACE DOTS HERE

COMMUNITY EVENTS

PLACE DOTS HERE

SOCIAL GAMES

PLACE DOTS HERE

ENVIRONMENTAL EDUCATION

PLACE DOTS HERE

COMMUNITY GARDENING

PLACE DOTS HERE

OTHER IDEAS | PROGRAMS
PLACE A STICKY NOTE

FANNIE ROBINSON
PARK MASTER PLAN

Taylor Texas
TAYLOR MADE TEXAS

HALFF

THANK YOU

NEXT PUBLIC OPEN HOUSE FOR FANNIE ROBINSON PARK - SPRING 2020

A PRELIMINARY PARK CONCEPT PLAN WILL BE PRESENTED INCORPORATING COMMUNITY INPUT AND VISION FOR THE PARK

FOR UPDATES CHECK THE CITY OF TAYLOR WEBSITE
OR CALL THE COMMUNICATIONS OFFICE AT 512-352-5448

FANNIE ROBINSON
PARK MASTER PLAN

Taylor Texas
TAYLOR MADE TEXAS

HALFF

Appendix D

VIRTUAL PRESENTATION | SURVEY

Taylor Parks Master Plan

Thank you for your interest in the Taylor Parks Master Plan. Your feedback is very important to help City officials and staff on how to best improve the City's park system, recreational facilities and programming. Bull Branch Park and Trail, Murphy Park and Fannie Robinson Park are the specific parks included in this presentation material and survey.

The purpose of this presentation is to:

- Summarize stakeholder and public input received for each park.
- Recommend improvements for each park based on public input.
- Present Preliminary Master Plans for each park.
- Provide a survey for additional stakeholder and public input.

Directions

Please view each presentation page.

- A summary of stakeholder and public input and recommended improvements will be provided for each park. This will be followed by preliminary master plan graphics.
- At the end of each park presentation will be a survey and opportunity to provide additional comments.
- Four (4) park plans and surveys are included in this presentation. Please provide a survey response for all.

YOUR time and participation are important to us!

The final day to turn in the survey and comments is Monday, September 14, 2020. You can return the survey to either of the following locations:

TAYLOR PARKS & RECREATION
1424 N. Main.

TAYLOR PUBLIC LIBRARY
(BOOK DROP)
801 Vance Street

Taylor Parks Master Plan

WELCOME

Welcome to the virtual presentation and survey for the Taylor Parks Master Plan.

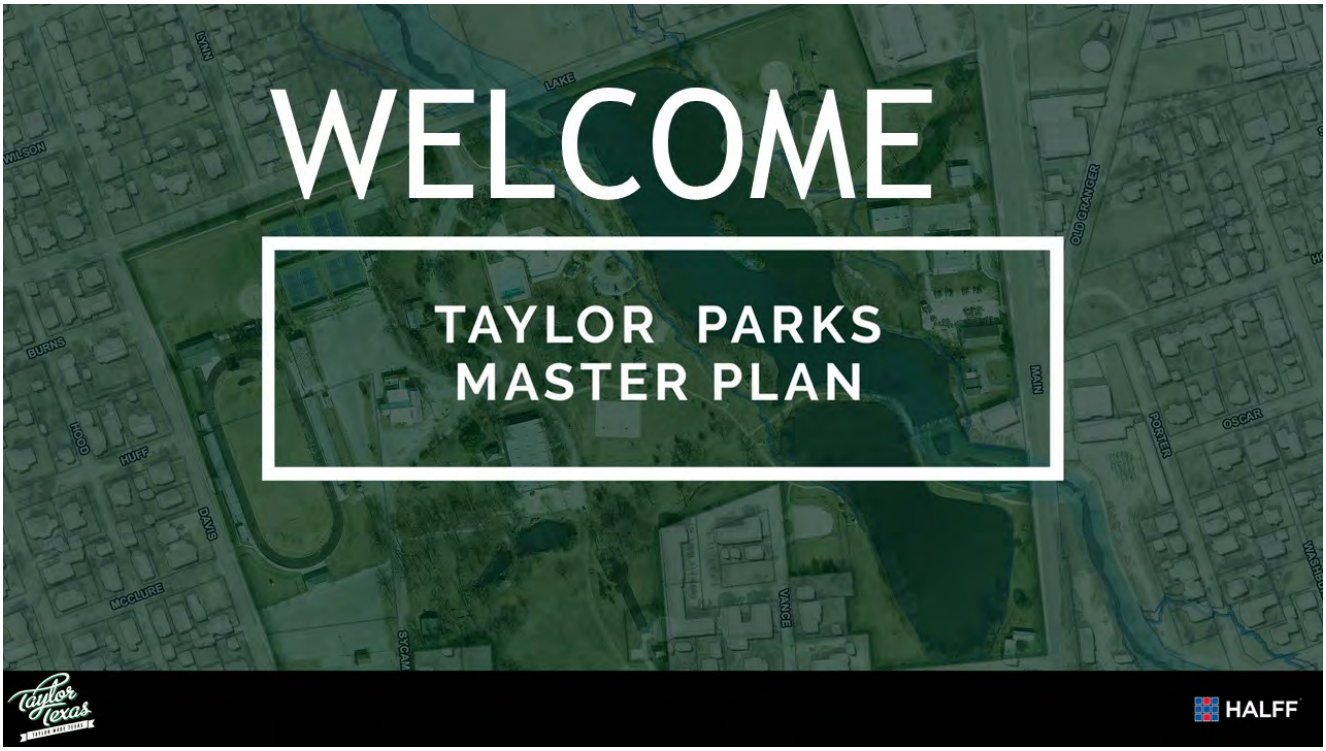

Taylor Parks Master Plan

Virtual Public Input

VIRTUAL PUBLIC INPUT

Thank you for attending this virtual presentation and survey for the Taylor Parks Master Plan. Your feedback is very important to help City officials and staff on how to best improve the City's park system, recreational facilities and programming. Bull Branch Park and Trail, Murphy Park and Fannie Robinson Park are the specific parks included in this project.

The purpose of this virtual presentation is to:

- Summarize stakeholder and public input received for each park.
- Recommend improvements for each park based on public input.
- Present Preliminary Master Plans for each park.
- Provide a survey for additional stakeholder and public input.

Taylor Texas

TAYLOR PARKS MASTER PLAN

HALFF

Taylor Parks Master Plan

Timeline To Date

Taylor Parks Master Plan

Public Input Summary

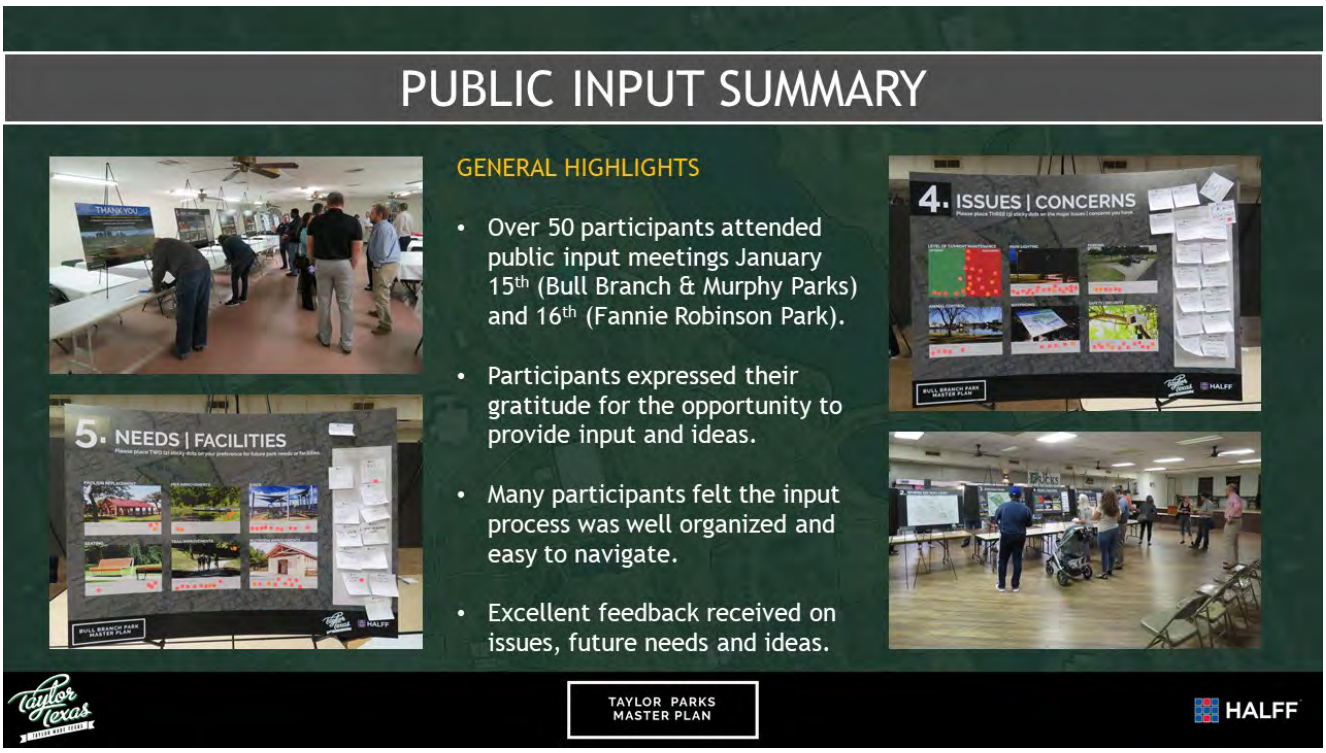

Taylor Parks Master Plan

DIRECTIONS

- Please view each presentation page and click "NEXT" to move to the next page. If you would like to go back to the previous page click "PREV".
- A summary of stakeholder and public input and recommended improvements will be provided for each park. This will be followed by preliminary master plan graphics.
- At the end of each park presentation will be a survey and opportunity to provide additional comments.
- Four (4) park plans and surveys are included in this presentation. Please provide a survey response for all.

YOUR time and participation are important to us!

TAYLOR PARKS MASTER PLAN

HALFF

Taylor Parks Master Plan

What We Heard - Bull Branch Park

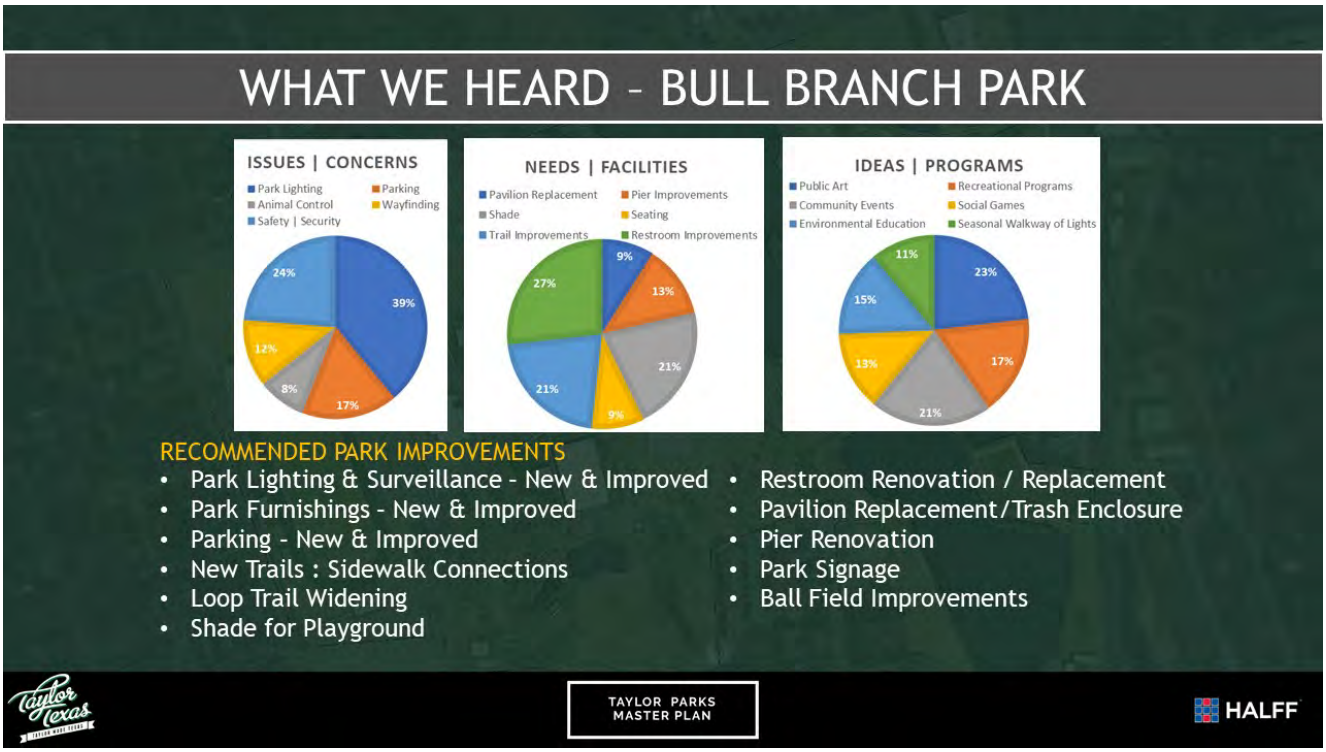

Taylor Parks Master Plan

Please use the following link to download full versions of the park plans > [Master Plan Images]

Taylor Parks Master Plan

Please use the following link to download full versions of the park plans > [Master Plan Images]

Taylor Parks Master Plan

Bull Branch Park Survey

1. Did you attend a public open house meeting in January 2020? (Check all that apply)

- [ ] Bull Branch and Murphy Park (January 15, 2020)
- [ ] Fannie Robinson Park (January 16, 2020)
- [ ] Other stakeholder meetings (December 10, 2019 – January 15, 2020)
- [ ] None of the above

2. Based on the public input received, do you agree or disagree with the recommended improvements?

- ○ Agree
- ○ Disagree

3. If you put "Disagree" on the previous question, whate are the specific items that you disagree with?

4. Does the Preliminary Master Plan meet your expectations?

- ○ Agree
- ○ Neutral
- ○ Disagree

5. If you answered "Neutral" or "Disagree" on the previous question, what was the plan missing?

6. Which proposed improvements are most important to you? (Select two)

- [ ] Lighting and Security
- [ ] Replace/upgrade site furnishings
- [ ] New/improved shade (shade structures, trees)
- [ ] Renovate/Replace existing structures (pavilions, restrooms, trail surfaces, etc.)
- [ ] New/improved parking
- [ ] New trails and connectivity in/to the park
- [ ] Signage/Wayfinding in/to the park
- [ ] New recreational facilities (sport courts, play fields, pool, etc.)

7. If the park received all proposed improvements would you use the park _____?

- ◯ More
- ◯ About the same
- ◯ Less

8. Additional Comments

Taylor Parks Master Plan

What We Heard - Bull Branch Trail

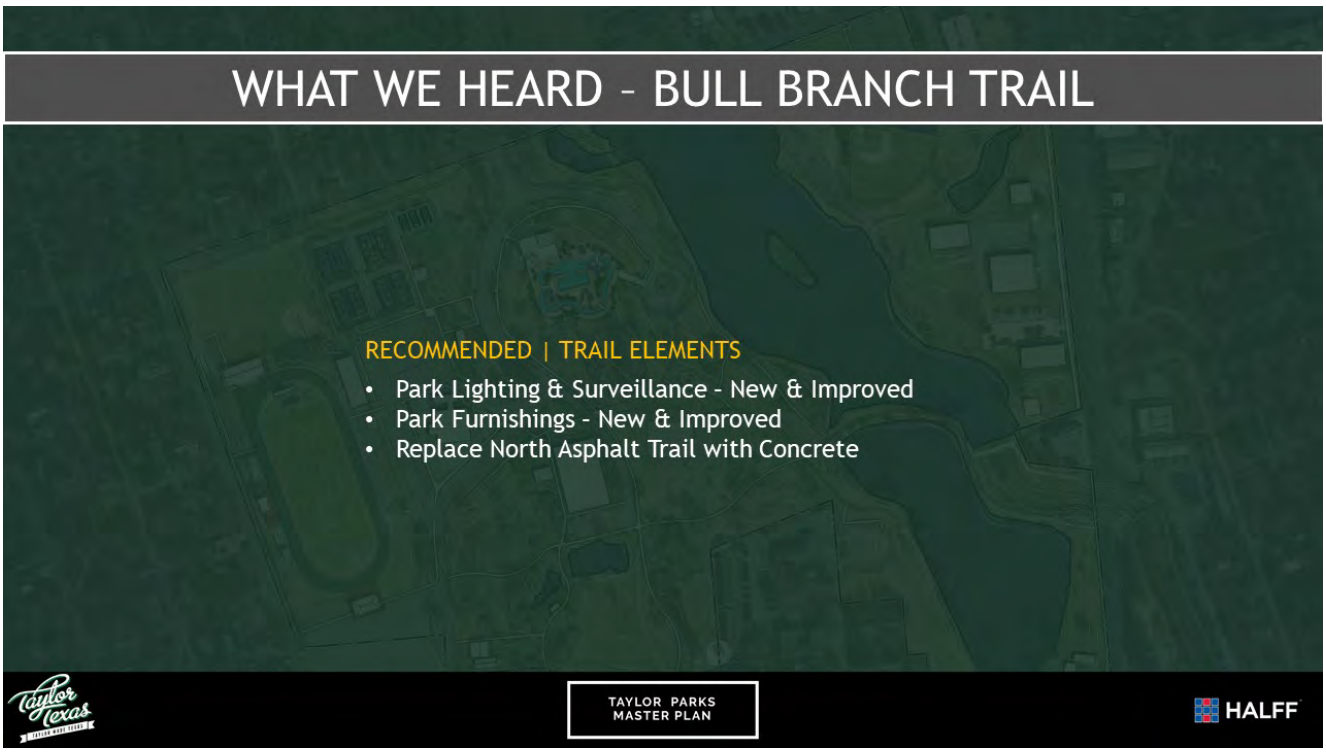

Taylor Parks Master Plan

Please use the following link to download full versions of the park plans > [Master Plan Images]

Taylor Parks Master Plan

Please use the following link to download full versions of the park plans > [Master Plan Images]

Taylor Parks Master Plan

Bull Branch Trail Survey

9. Did you attend a public open house meeting in January 2020? (Check all that apply)

- [ ] Bull Branch and Murphy Park (January 15, 2020)
- [ ] Fannie Robinson Park (January 16, 2020)
- [ ] Other stakeholder meetings (December 10, 2019 – January 15, 2020)
- [ ] None of the above

10. Based on the public input received, do you agree or disagree with the recommended improvements?

- ○ Agree
- ○ Disagree

11. If you put "Disagree" on the previous question, whate are the specific items that you disagree with?

12. Does the Preliminary Master Plan meet your expectations?

- ○ Agree
- ○ Neutral
- ○ Disagree

13. If you answered "Neutral" or "Disagree" on the previous question, what was the plan missing?

14. Which proposed improvements are most important to you? (Select two)

- [ ] Lighting and Security
- [ ] Replace/upgrade site furnishings
- [ ] New/improved shade (shade structures, trees)
- [ ] Renovate/Replace existing structures (pavilions, restrooms, trail surfaces, etc.)
- [ ] New/improved parking
- [ ] New trails and connectivity in/to the park
- [ ] Signage/Wayfinding in/to the park
- [ ] New recreational facilities (sport courts, play fields, pool, etc.)

15. If the park received all proposed improvements would you use the park _____?

- ( ) More
- ( ) About the same
- ( ) Less

16. Additional Comments

Taylor Parks Master Plan

What We Heard - Murphy Park

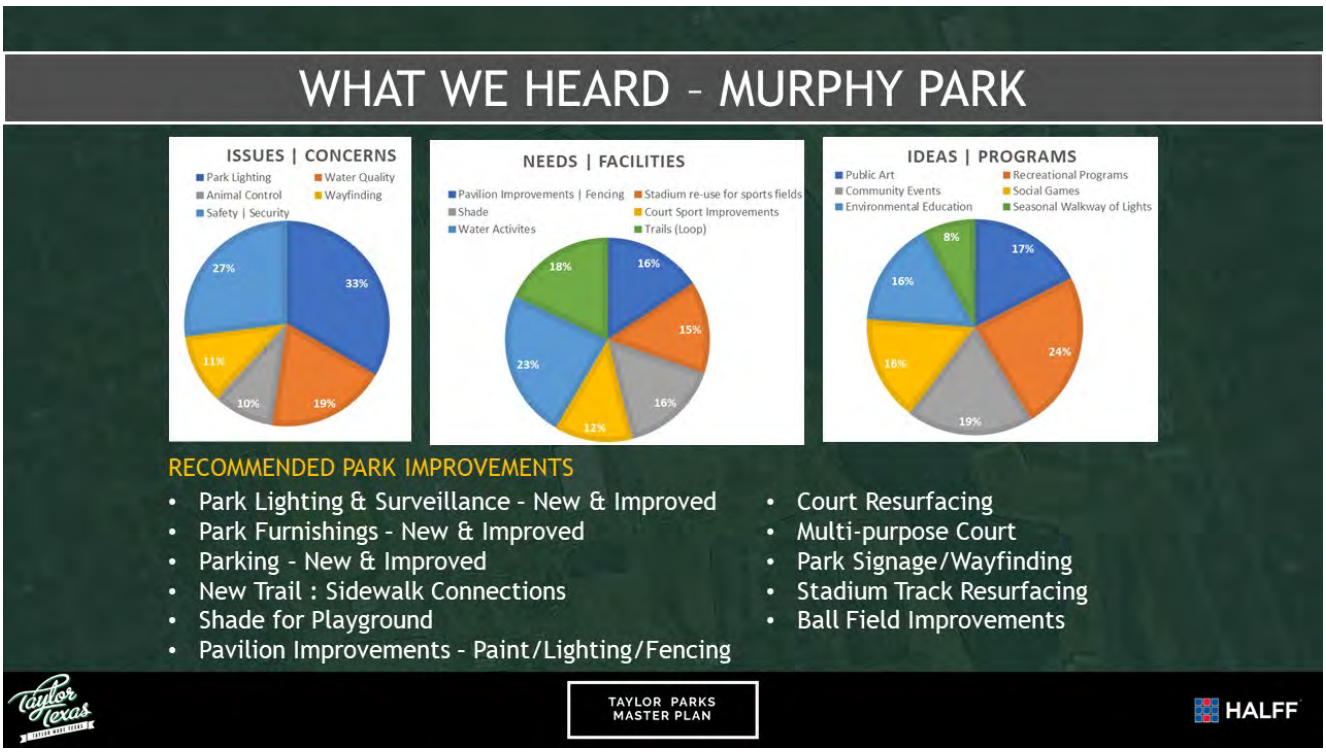

Taylor Parks Master Plan

Please use the following link to download full versions of the park plans > [Master Plan Images]

Taylor Parks Master Plan

Please use the following link to download full versions of the park plans > [Master Plan Images]

Taylor Parks Master Plan

Murphy Park Survey

17. Did you attend a public open house meeting in January 2020? (Check all that apply)

- [ ] Bull Branch and Murphy Park (January 15, 2020)
- [ ] Fannie Robinson Park (January 16, 2020)
- [ ] Other stakeholder meetings (December 10, 2019 – January 15, 2020)
- [ ] None of the above

18. Based on the public input received, do you agree or disagree with the recommended improvements?

- ○ Agree
- ○ Disagree

19. If you put "Disagree" on the previous question, whate are the specific items that you disagree with?

20. Does the Preliminary Master Plan meet your expectations?

- ○ Agree
- ○ Neutral
- ○ Disagree

21. If you answered "Neutral" or "Disagree" on the previous question, what was the plan missing?

22. Which proposed improvements are most important to you? (Select two)

- [ ] Lighting and Security
- [ ] Replace/upgrade site furnishings
- [ ] New/improved shade (shade structures, trees)
- [ ] Renovate/Replace existing structures (pavilions, restrooms, trail surfaces, etc.)
- [ ] New/improved parking
- [ ] New trails and connectivity in/to the park
- [ ] Signage/Wayfinding in/to the park
- [ ] New recreational facilities (sport courts, play fields, pool, etc.)

23. If the park received all proposed improvements would you use the park _____?

- ( ) More
- ( ) About the same
- ( ) Less

24. Additional Comments

Taylor Parks Master Plan

What We Heard - Fannie Robinson Park

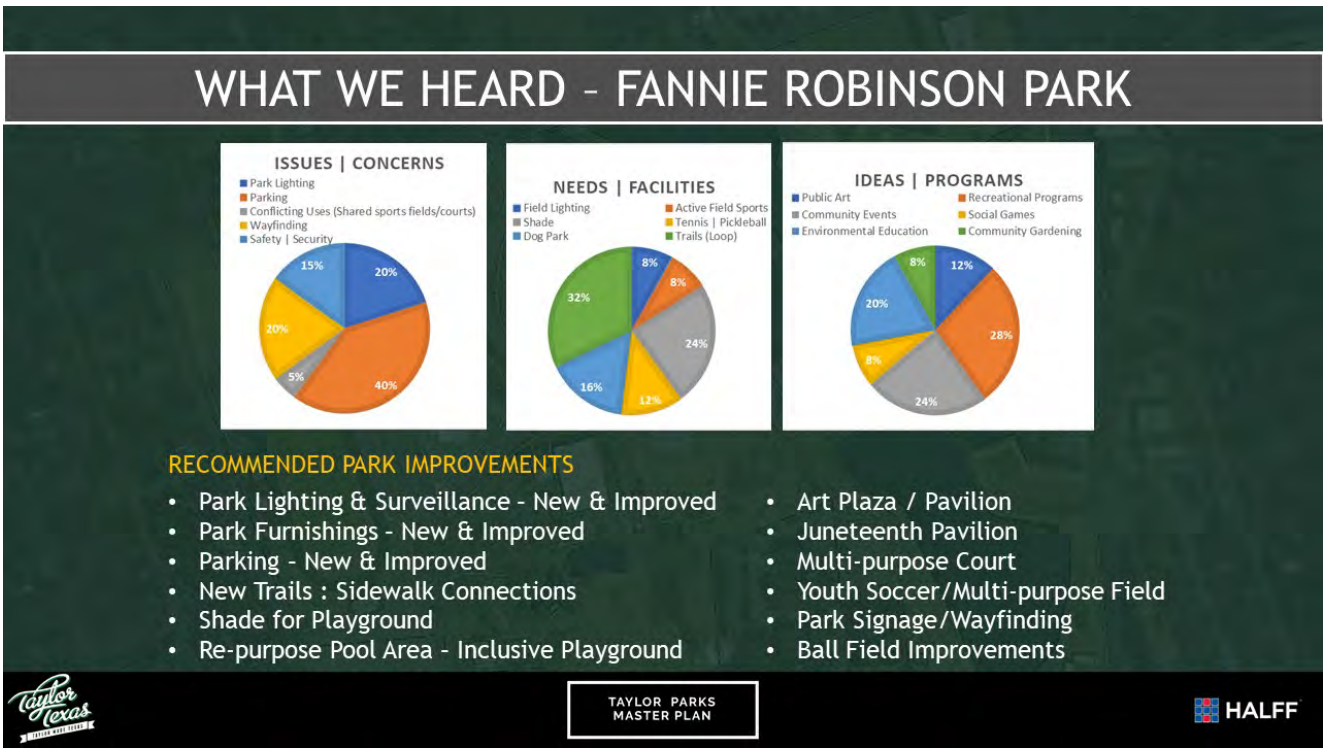

Taylor Parks Master Plan

Please use the following link to download full versions of the park plans > [Master Plan Images]

Taylor Parks Master Plan

Please use the following link to download full versions of the park plans > [Master Plan Images]

Taylor Parks Master Plan

Fannie Robinson Park Survey

25. Did you attend a public open house meeting in January 2020? (Check all that apply)

- [ ] Bull Branch and Murphy Park (January 15, 2020)
- [ ] Fannie Robinson Park (January 16, 2020)
- [ ] Other stakeholder meetings (December 10, 2019 – January 15, 2020)
- [ ] None of the above

26. Based on the public input received, do you agree or disagree with the recommended improvements?

- ◯ Agree
- ◯ Disagree

27. If you put "Disagree" on the previous question, whate are the specific items that you disagree with?

28. Does the Preliminary Master Plan meet your expectations?

- ◯ Agree
- ◯ Neutral
- ◯ Disagree

29. If you answered "Neutral" or "Disagree" on the previous question, what was the plan missing?

30. Which proposed improvements are most important to you? (Select two)

- [ ] Lighting and Security
- [ ] Replace/upgrade site furnishings
- [ ] New/improved shade (shade structures, trees)
- [ ] Renovate/Replace existing structures (pavilions, restrooms, trail surfaces, etc.)
- [ ] New/improved parking
- [ ] New trails and connectivity in/to the park
- [ ] Signage/Wayfinding in/to the park
- [ ] New recreational facilities (sport courts, play fields, pool, etc.)

31. If the park received all proposed improvements would you use the park _____?

- ( ) More
- ( ) About the same
- ( ) Less

32. Additional Comments

Taylor Parks Master Plan

Parks Maintenance

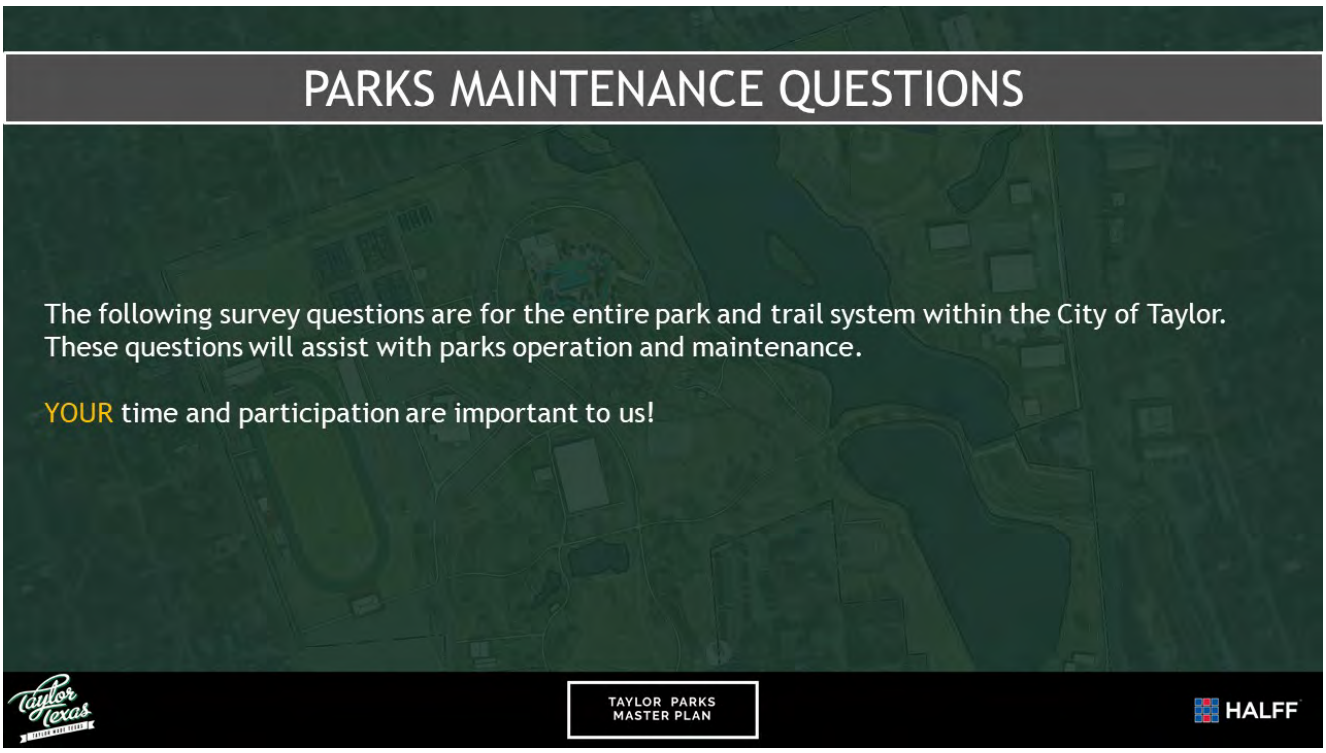

Taylor Parks Master Plan

Parks Maintenance Survey

33. How important is the overall maintenance of these parks to you?

- ◯ Verry Important
- ◯ Important
- ◯ Not Important

34. The current levels of maintenance for these City of Taylor Community Parks that are being master planned meets my expectations.

- ◯ Agree
- ◯ Neutral
- ◯ Disagree

35. What specific maintenance practices meet and/or not meet your expectations?

36. With regards to mowing, which of the following statements best meets your expectations?

- ◯ Parks should be completely mown on a regular basis. Tall grass is unsightly and full of pests.
- ◯ Parks should be natural. Tall grass and wildflowers provide habitat and take less resources to maintain.
- ◯ Parks should have the appropriate levels of maintenance applied to different areas. Native grasses and wildflowers are acceptable in some areas but others need to be mown on a regular basis.

37. Additional comments

Taylor Parks Master Plan

Next Steps

Taylor Parks Master Plan

End of Presentation and Survey

Taylor Texas
CITY OF TAYLOR TX

HALFF

Project No. 37182

TAYLOR COMMUNITY PARKS MASTER PLANS

Taylor Texas
TAYLOR MADE TEXAS

HALFF

FINAL MASTER PLAN

The purpose of this virtual presentation is to:

- Summarize Virtual Survey Results for each park (Bull Branch, Murphy and Fannie Robinson Parks)
- Show Final Master Plans.
- Summarize Improvements/Associated Budgets based on Importance of Virtual Survey Results.
- Identify possible funding for park improvements.

TIMELINE

City Council, City Staff, Parks Board and Key Stakeholder Input
DECEMBER 10, 2019 – JANUARY 15, 2020

Public Open House #1: Project Overview and Public Input
JANUARY 15 and 16 , 2020

Master Plan Update to Parks Board
MAY 27, 2020

City Council Master Plan Update
JUNE 25, 2020

* Virtual Public Input: Preliminary Master Plans and Survey*
AUGUST 16, 2020 through SEPTEMBER 6, 2020

Final Master Plan Presentation to Parks Board
JANUARY 20, 2021

Final Master Plan Presentation | Adoption City Council
JUNE 24, 2021

VIRTUAL SURVEY RESULTS– BULL BRANCH PARK

Agree / Disagree with proposed improvements?

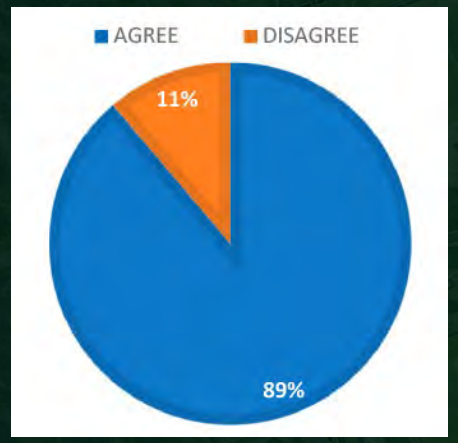

Does Preliminary Master Plan meet expectations?

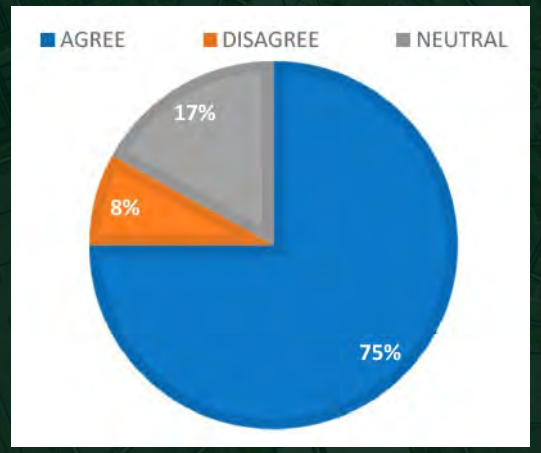

Proposed Improvements by Importance

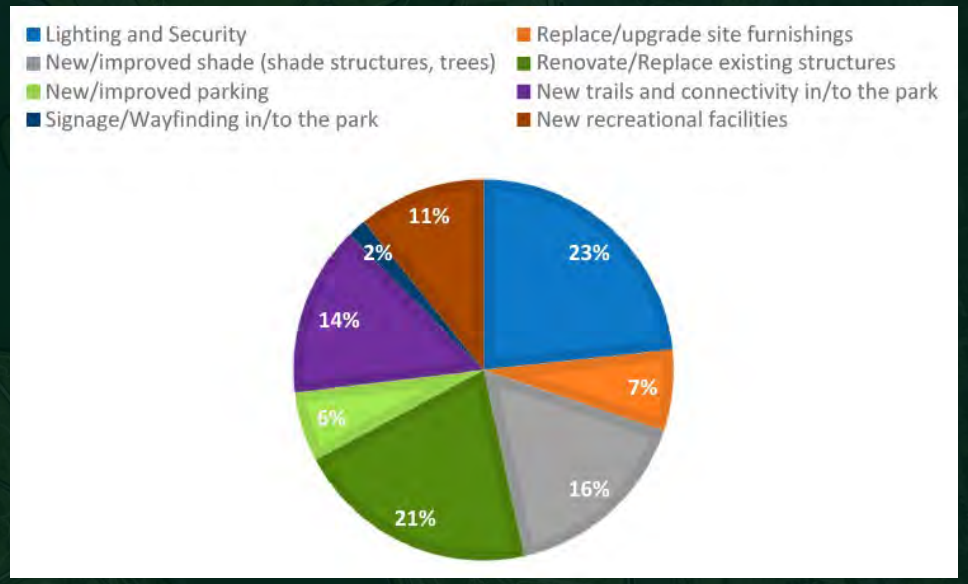

ITEMS ADDED TO PLAN FROM VIRTUAL SURVEY

- More/Improved Accessible Parking
- More Seating at Playground
- Park Wayfinding/Signage
- Trail Distance Markers
- Additional Pavilion(s)
- Pedestrian Crossing improvements at North Lynn & Davis Streets
- Additional Shaded Benches
- Additional Trash Receptacles

PROPOSED PARK IMPROVEMENTS

1. PARKING(128spaces/6Accessiblespaces)
2. TRAIL : REPLACE WITH 8 FT CONCRETE TRAIL
3. TRAIL : SIDEWALKS
4. SHADE FOR PLAYGROUND AND ADDITIONAL SEATING
5. RESTROOM RENOVATION : REPLACEMENT
6. PAVILION REPLACEMENT WITH FENCE

6B NEW PAVILION

7. PIER RENOVATION
8. DUMPSTER ENCLOSURE
9. PARK ENTRY SIGN WITH LANDSCAPING
10. BALL FIELDS : FENCING WITH MOWSTRIPS,DUGOUTS,SPECTATOR/COMMONAREAPAVEMENT IMPROVEMENTS & SHADE.
11. PEDESTRIAN CROSSING IMPROVEMENTS
12. SHADED BENCHES
13. TRASH RECEPTACLES
14. PARK WAYFINDING/SIGNAGE
15. TRAIL DISTANCE MARKERS

EXISTING PARK AMENITIES

- A TRAILS : SIDEWALKS (NO UPGRADES)
- B BASKETBALL COURT
- C CONCESSION : RESTROOM BUILDING
- D BASEBALL FIELD
- E BASEBALL PRACTICE AREA
- F PLAYGROUND

MAY 2021

NORTH

BULL BRANCH PARK MASTER PLAN

MASTER PLAN

Taylor Texas — TAYLOR MADE TEXAS

HALFF

PROPOSED PARK LIGHTING

1. PEDESTRIAN LIGHT (16 FT. POLE, LED FIXTURE)
2. PARKING LIGHT (25 FT. POLE, LED FIXTURE)
3. COURT LIGHT (25 FT. LED FIXTURE)
4. PAVILION CANOPY LIGHTING (LED FIXTURES)
5. RESTROOM LIGHTING (EXTERIOR WALL LEDS)
6. PARK SIGN LIGHTING (LED)

EXISTING PARK LIGHTING

- A PEDESTRIAN LIGHT (LED FIXTURE UPGRADE)
- B PEDESTRIAN LIGHT RELOCATED (LED FIXTURE UPGRADE)
- C EXISTING BALLFIELD LIGHTING (NO UPGRADES)

NOTE:CAMERASURVEILLANCE TO BE PROVIDED

MAY 2021

NORTH

BULL BRANCH PARK MASTER PLAN

LIGHTING IMPROVEMENTS

Taylor Texas

HALFF

IMPROVEMENTS/ASSOCIATED BUDGET
BULL BRANCH PARK

(Based on Importance of Virtual Survey Results)

1) Lighting and Security (23%) . . . . . $ 267,000
2) Renovate/Replace Existing Structures (21%)
   - Restroom, Pavilion, Ballfields, Dumpster Enclosure . . . . . .$ 694,000
3) New/Improved Shade Structures (16%)
   - Playground Shade, New Pavilion . . . . . .$ 262,000
4) New Trails and Connectivity in/to the Park (14%)
   - Widen Interior Trail, Trails/Sidewalks, Crosswalk . . . . . $ 410,000
5) New Recreational Facilities (11%) . . . . . $ none proposed
6) Replace/Upgrade Site Furnishings (7%)
   - Shaded Benches, Benches, Trash Receptacles . . . . . $ 35,000
7) New/Improved Parking (6%) . . . . . .$ 184,000
8) Signage/Wayfinding in/to the park (2%)
   - Park Sign, Trail/Park Signage, Trail Markers . . . . . $ 13,000

NOTE: Budget Includes 25% construction contingency due to masterplan level of detail & soft costs for design services.

VIRTUAL SURVEY RESULTS– BULL BRANCH TRAIL

Agree / Disagree with proposed improvements?

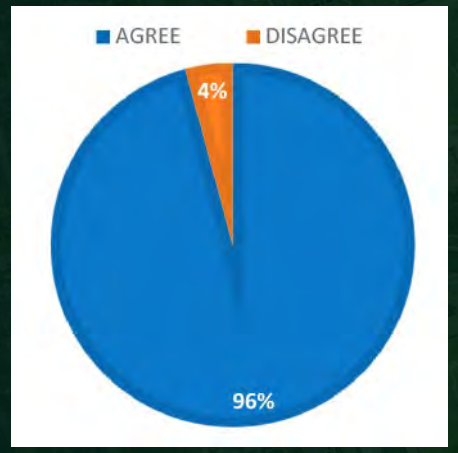

Does Preliminary Master Plan meet expectations?

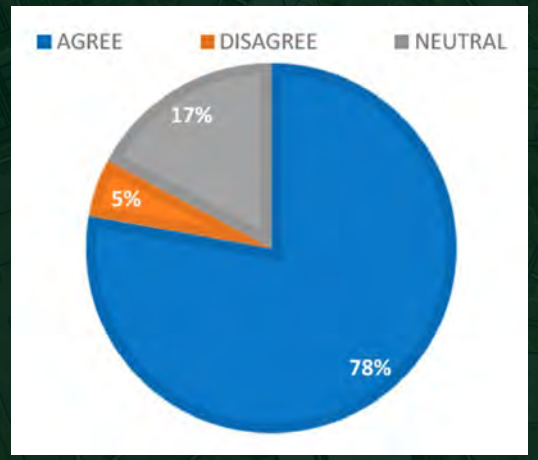

Proposed Improvements by Importance

ITEMS ADDED TO PLAN FROM VIRTUAL SURVEY

- Replace Asphalt & Decomposed Trails with Concrete
- Park Wayfinding/Signage
- Trail Distance Markers
- Additional Shaded Benches
- Additional Trash Receptacles

PROPOSED PARK IMPROVEMENTS

1. TRAIL : REPLACE ASPHALT AND DECOMPOSED TRAILS WITH 8FT CONCRETE
2. SHADED BENCHES
3. TRASH RECEPTACLES
4. PARK WAYFINDING/SIGNAGE
5. TRAIL DISTANCE MARKERS

EXISTING PARK AMENITIES

A TRAILS : SIDEWALKS

MAY 2021

NORTH

BULL BRANCH TRAIL MASTER PLAN

MASTER PLAN

Taylor Texas
TAYLOR MADE TEXAS

HALFF

PROPOSED PARK LIGHTING

1 PEDESTRIAN LIGHT (16 FT. POLE, LED FIXTURE)

EXISTING PARK LIGHTING

A PEDESTRIAN LIGHT (LED FIXTURE UPGRADE)

B PARKING / ROADWAY LIGHT (REPLACE WITH NEW 16 FT. POLE, LED FIXTURE)

NOTE:CAMERASURVEILLANCETO BE PROVIDED

MAY 2021

NORTH

BULL BRANCH TRAIL MASTER PLAN

LIGHTING IMPROVEMENTS

Taylor Texas

HALFF

IMPROVEMENTS/ASSOCIATED BUDGET
BULL BRANCH TRAIL

(Based on Importance of Virtual Survey Results)

1) Lighting and Security (29%) $250,000
2) Replace Existing Trail (19%) $167,000
3) Replace/Upgrade Site Furnishings (7%)
    - Shaded Benches, Benches, Trash Receptacles . . . . . .$ 30,000
4) Signage/Wayfinding (3%)
    - Park Sign, Trail/Park Signage, Trail Markers . . . . . $ 5,000

NOTE: Budget Includes 25% construction contingency due to masterplan level of detail & soft costs for design services.

VIRTUAL SURVEY RESULTS– MURPHY PARK

Agree / Disagree with proposed improvements?

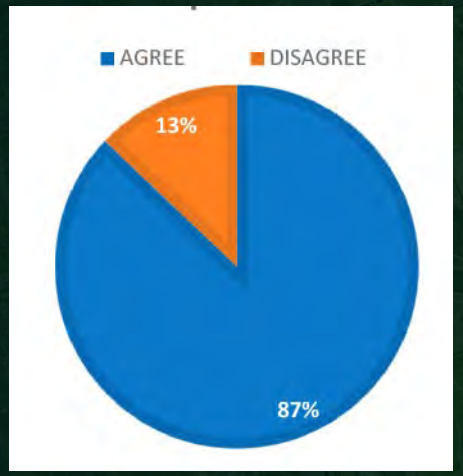

Does Preliminary Master Plan meet expectations?

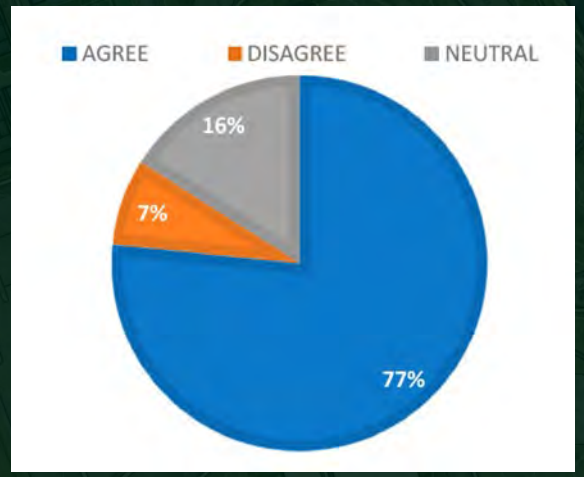

Proposed Improvements by Importance

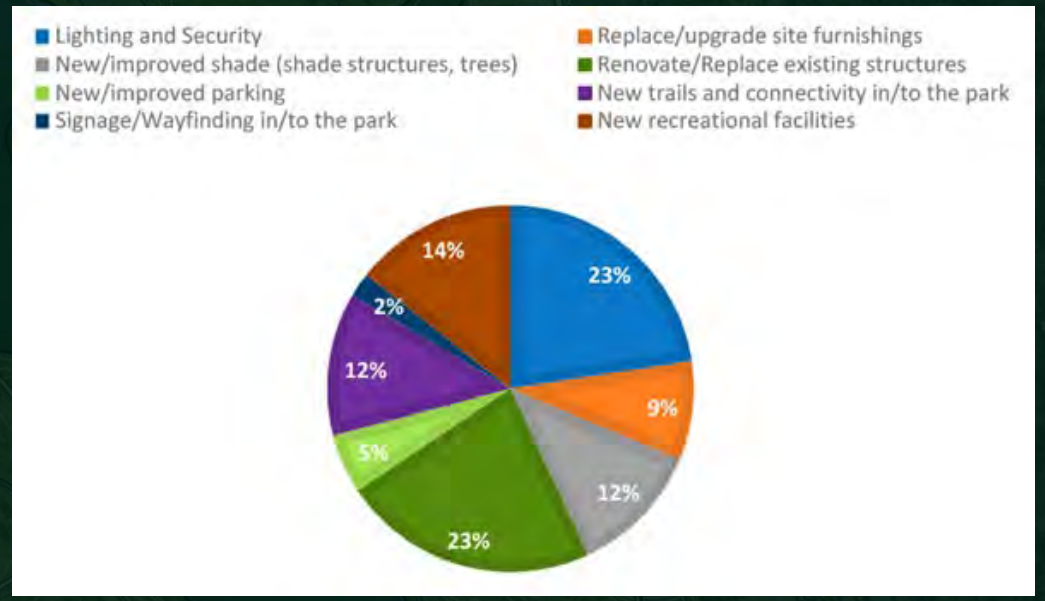

ITEMS ADDED TO PLAN FROM VIRTUAL SURVEY

- Trail connection to existing trail at Washburn and Eleventh St.
- Add Trails on East side of lake
- Park Wayfinding/Signage
- Additional Shaded Benches
- Additional Trash Receptacles

PROPOSED PARK IMPROVEMENTS

1. PARKING(453spaces/9accessiblespaces)
2. TRAILS : SIDEWALKS
3. SHADE FOR PLAYGROUND
4. PAVILION RENOVATION WITH FENCE
5. TENNIS COURT RESURFACING
6. MULTI-PURPOSECOURTS(TENNIS, PICKLEBALL, FUTSAL)
7. BBQ AREA RENOVATION
8. STADIUM: BLEACHER REMOVAL /RENOVATION, SCOREBOARD REPAIR, FENCE REMOVAL, TRACK CONVERSION/REPAIR
9. FIELD HOUSE RENOVATION TO COMMUNITY ROOMS/PARKS & RECREATION OFFICES.
10. SWIMMING POOL REPLACEMENT
11. BALL FIELDS : FENCING WITH MOWSTRIPS, DUGOUTS, SPECTATOR/COMMON AREA PAVEMENT IMPROVEMENTS & SHADE, RELOCATE BATTING CAGE.
12. BASKETBALL COURT LIGHTS (IN PROGRESS)
13. PERCUSSION PLAYGROUND (IN PROGRESS)
14. PUTT-PUTT RENOVATION (IN PROGRESS BY AMERICAN LEGION)
15. PARK ENTRY SIGN WITH LANDSCAPING
16. ROADWAY IMPROVEMENTS
17. SHADED BENCHES
18. TRASH RECEPTACLES
19. PARK WAYFINDING/SIGNAGE
20. TRAIL DISTANCE MARKERS
21. TRAIL CONNECTION TO WASHBURN AT 11TH
22. PLAYGROUND (SWINGS/ SEESAW/SURFACING)

EXISTING PARK AMENITIES

- A TRAILS : SIDEWALKS
- B TENNIS : PICKLE BALL COURTS
- C SWIMMING POOL HOUSE
- D PLAYGROUND
- E BASKETBALL COURTS
- F BASEBALL FIELD
- G PRACTICE FIELD
- H CONCESSION : RESTROOM BUILDING
- I RESTROOM
- J GARDEN CLUB PAVILION
- K BANDSTAND PAVILION
- L INTERPRETIVE AREA
- M PAVILION

MAY 2021

NORTH

MURPHY PARK MASTER PLAN

MASTER PLAN

Taylor Texas — TAYLOR MADE TEXAS

HALFF

PROPOSED PARK LIGHTING

1. PEDESTRIAN LIGHT (16 FT. POLE, LED FIXTURE)
2. PARKING / AREA LIGHT (25 FT. POLE, LED FIXTURE)
3. BASKETBALL COURT LIGHTING (25 FT. POLES, LED FIXTURES)
4. MULTI-PURPOSE COURT LIGHTING (25 FT. POLES, LED FIXTURES)
5. PARK SIGN LIGHTING (LED)

EXISTING PARK LIGHTING

- A PEDESTRIAN LIGHT (NO UPGRADE)
- B PEDESTRIAN LIGHT (REPLACE WITH NEW 16 FT. POLE, LED FIXTURE)
- C PARKING / ROADWAY / AREA LIGHT (REPLACE WITH NEW 25 FT. POLE, LED FIXTURE)
- D RESTROOM / POOL HOUSE LIGHTING (UPGRADE WITH EXTERIOR LEDS)
- E PAVILION CANOPY LIGHTING (UPGRADE WITH EXTERIOR LEDS)
- F GARDEN CLUB PAVILION (NO UPGRADE)
- G POOL AREA LIGHTING (NO UPGRADE)
- H PUTT-PUTT (NO UPGRADE)
- I PARKING SPOTLIGHT (NO UPGRADE)
- J TENNIS / PICKLEBALL COURTS (NO UPGRADE)
- K MAINTENANCE /CONCESSION & RESTROOM (NO UPGRADE)
- L FIELD HOUSE (UPGRADE WITH EXTERIOR WALL LEDS)
- M STADIUM LIGHTING (NO UPGRADE)
- N BALLFIELD LIGHTING (NO UPGRADE)

NOTE:CAMERASURVEILLANCE TO BE PROVIDED

MAY 2021

NORTH

MURPHY PARK MASTER PLAN

LIGHTING IMPROVEMENTS

Taylor Texas

HALFF

IMPROVEMENTS/ASSOCIATED BUDGET MURPHY PARK

(Based on Importance of Virtual Survey Results)

1) Lighting and Security (23%) $633,000
2) Renovate/Replace Existing Structures (23%)
   - Pavilion, Tennis Resurface, BBQ Area, Stadium, Ballfields . . $485,000
3) New Recreational Facilities (14%)
   - Multi-Purpose Court, Field House Renovation, Swimming Pool Replacement . . . . . $7.0 M
4) New/Improved Shade Structures (12%)
   - Playground Shade . . . . . .$ 55,000
5) New Trails and Connectivity in/to the Park (12%)
   - Trails/sidewalks, Washburn St. connection . . . . . .$ 621,000
6) Replace/Upgrade Site Furnishings (9%)
   - Shaded Benches, Benches, Trash Receptacles . . . .$ 51,000
7) New/Improved Parking (5%) . . . . . $1.0 M
8) Signage/Wayfinding in/to the park (2%)
   - Park Sign, Trail/Park Signage, Trail Markers . . . . . $ 55,000

NOTE: Budget Includes 25% construction contingency due to masterplan level of detail & soft costs for design services.

VIRTUAL SURVEY RESULTS– FANNIE ROBINSON PARK

Agree / Disagree with proposed improvements?

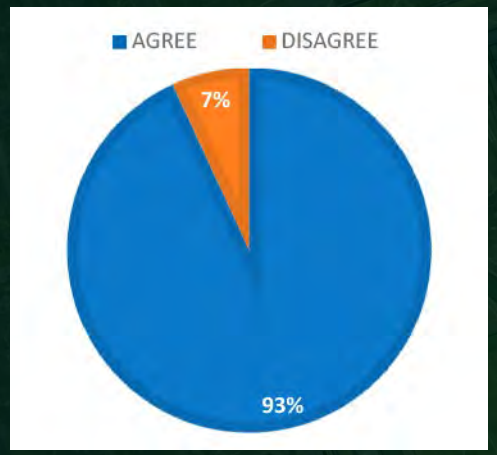

Does Preliminary Master Plan meet expectations?

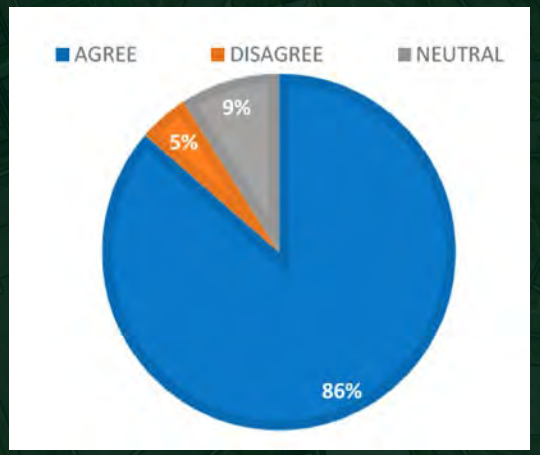

Proposed Improvements by Importance

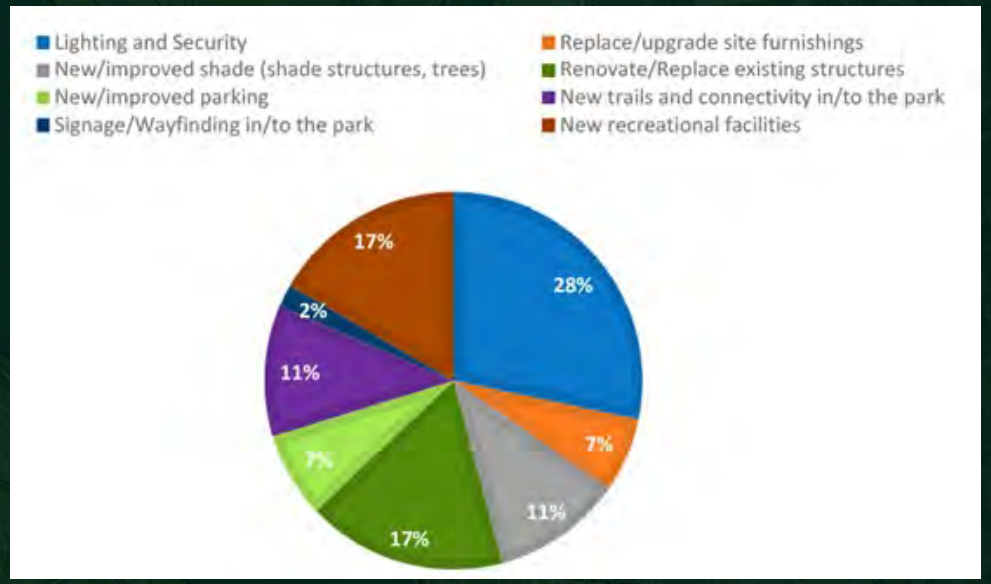

ITEMS ADDED TO PLAN FROM VIRTUAL SURVEY

- Park Wayfinding/Signage
- Add Lighting along Bull Branch Trail to 3rd St.
- Additional Shaded Benches
- Additional Trash Receptacles

PROPOSED PARK IMPROVEMENTS

1. PARKING (225 spaces)
2. TRAILS : SIDEWALKS
3. SHADE FOR PLAYGROUND: SPLASH PAD
4. INCLUSIVE PLAYGROUND / MISTING STATION.
5. ART PLAZA : PAVILION
6. SEATWALL : DRAINAGE IMPROVEMENTS
7. JUNETEENTH PAVILION
8. RELOCATED HORSESHOE: WASHER PITS
9. MULTI-PURPOSE COURTS (TENNIS, PICKLEBALL, FUTSAL)
10. RESTROOM (IN PROGRESS)
11. BASKETBALL COURT LIGHTS (IN PROGRESS)
12. DICKEY GIVENS COMMUNITY CENTER (IN PROGRESS)
13. PARK ENTRY SIGN WITH LANDSCAPING
14. LANDSCAPE IMPROVEMENTS
15. YOUTH SOCCER FIELD / MULTIPURPOSE FIELD
16. SHADED BENCHES
17. TRASH RECEPTACLES
18. PARK WAYFINDING/SIGNAGE
19. TRAIL DISTANCE MARKERS

NOTE: NO. 4 - OPTIONAL POOL RECONSTRUCTION

EXISTING PARK AMENITIES

- A TRAILS : SIDEWALKS
- B PAVILION
- C PLAYGROUND : SPLASH PAD
- D BASKETBALL COURTS
- E VOLLEYBALL COURT
- F SOFTBALL FIELD
- G RESTROOM

MAY 2021

NORTH

FANNIE ROBINSON PARK MASTER PLAN

MASTER PLAN

Taylor Texas — TAYLOR MADE TEXAS

HALFF

PROPOSED PARK LIGHTING

1. PEDESTRIAN LIGHT (16 FT. POLE, LED FIXTURE)
2. PARKING / AREA LIGHT (25 FT. POLE, LED FIXTURE)
3. MULTI-PURPOSE COURT LIGHTING (25 FT. POLES, LED FIXTURES)
4. PARK SIGN LIGHTING (LED)

EXISTING PARK LIGHTING

- A PEDESTRIAN LIGHT (NO UPGRADE)
- B PARKING / ROADWAY LIGHT (REPLACE WITH NEW 25 FT. POLE, LED FIXTURE)
- C PARKING / STREET LIGHTING (NO UPGRADE)
- D PARKING LIGHT RELOCATION (NO UPGRADE)
- E RESTROOM LIGHTING (UPGRADE WITH EXTERIOR WALL LEDS)
- F PAVILION CANOPY LIGHTING (NO UPGRADE)
- G BASKETBALL COURT LIGHTING (UPGRADE IN PROGRESS)
- H BALLFIELD LIGHTING (UPGRADE)

NOTE:CAMERASURVEILLANCETO BE PROVIDED

MAY 2021

NORTH

FANNIE ROBINSON PARK MASTER PLAN

LIGHTING IMPROVEMENTS

Taylor Texas

HALFF

IMPROVEMENTS/ASSOCIATED BUDGET
FANNIE ROBINSON PARK

(Based on Importance of Virtual Survey Results)

1) Lighting and Security (28%) $323,000
2) Renovate/Replace Existing Structures (17%)
   - Art Plaza/Pavilion, Playground Drainage Improv., Juneteenth Pavilion $199,000
3) New Recreational Facilities (17%)
   - Inclusive Playground, Multi-purpose Court, Multi-purpose Field . .$1.3 M
4) New/Improved Shade Structures (11%)
   - Playground/Splash Pad Shade, Landscape Improvements $308,000
5) New Trails and Connectivity in/to the Park (11%) $683,000
6) Replace/Upgrade Site Furnishings (7%)
   - Shaded Benches, Benches, Trash Receptacles . . . . . .$ 60,000
7) New/Improved Parking (7%) $434,000
8) Signage/Wayfinding in/to the park (2%)
   - Park Sign, Trail/Park Signage, Trail Markers . . . . . $ 22,000

NOTE: Budget Includes 25% construction contingency due to masterplan level of detail and soft costs for design services. In-lieu of Inclusive Playground, budget $2 million for pool replacement.

POSSIBLE FUNDING SOURCES

- General Funds (annual Parks & Rec./Public Works budgets)
- Capital Improvement Plan (CIP) Projects
- Park User Fee's (rentals, league use)
- Parkland Dedication Funds
- Grants (State, Federal)
- Economic Development Corporation Funds
- P3 (Public-Private Partnerships)
- Certificates of Obligation
- General Obligation Bonds

BUDGET/IN-HOUSE PROJECT SUMMARY

Bull Branch Park
Total Budget $1,865,000
In-House (20 projects) . . . . . .$ 323, 125

Bull Branch Trail
Total Budget . . . . . .$ 462,000
In-House (8 projects) . . . . . $ 179,125

Murphy Park
Total Budget $9,910,000
In-House (21 projects). . . . . .$ 441,625

Fannie Robinson Park
Total Budget $3,446,000
In-House (14 projects) . . . . . .$ 208,750

Total Park Projects . . . . . $ 15,673,000
In-House Projects . . . . . $ 1,152,625
Minus In House. . . . . .$ 14,520,375

NOTES:

- Total Budget (Includes 25% construction contingency & soft costs)
- In-House (Included 25% construction contingency & NO soft costs)
- All projects are New/Improvement CIP projects that have no construction dollars.

RECOMMENDATION

Total Park Projects . . . . . $ 15,673,000
In-House Projects . . . . . $ 1,152,625

Adjustment to Base Budget (ATB) Request
Range 5 year. . . . . $230,525 per budget year
Range 10 year . . . . . .$115,263 per budget year

CITY MANAGEMENT RECOMMENDATION:

- 10 year project range budget requirement.
- $ 75,000+ per year in the Parks Budget. Then gradually increase each year.
- $116,000+ future years average to meet the 10 year goal.
- Implement new/improved initiatives to complete projects.
- Utilize parkland dedication funds to fund projects.
- Pursue other funding options for larger projects.

QUESTIONS ?

COMMUNITY PARKS OPERATIONS AND MAINTENANCE PLAN

CITY OF TAYLOR

COMMUNITY PARKS OPERATIONS AND MAINTENANCE PLAN

MAY 2021

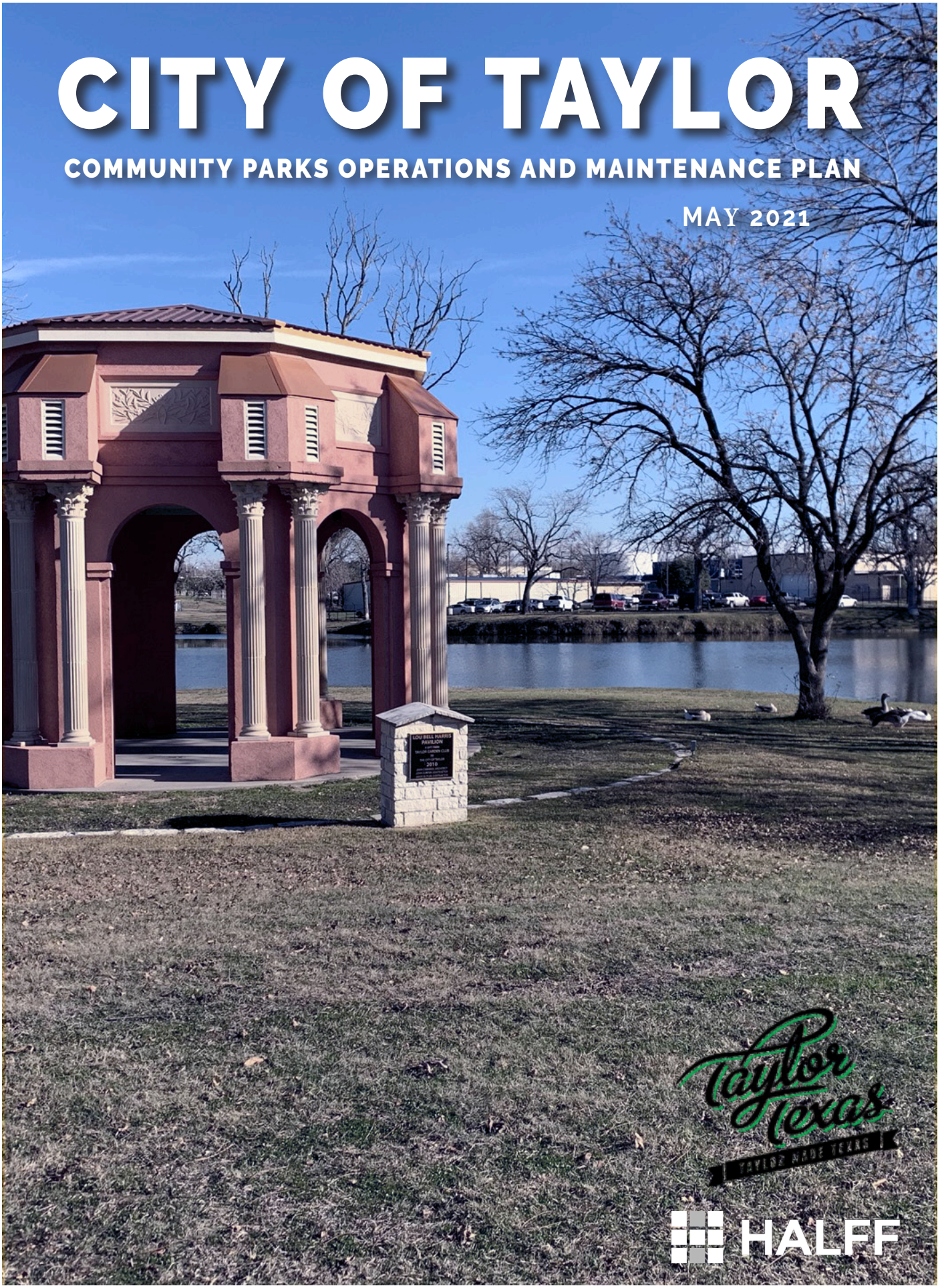

Taylor Texas

HALFF

TABLE OF CONTENTS

INTRODUCTION 03
- Executive Summary

TAYLOR PARKS SYSTEM AT-A-GLANCE 05
- Park Classifications
- Inventory
- Operating Budget
- Organizational Chart & Staffing Levels
- FTE Comparisons
- NRPA Park Maintenance Modes

TAYLOR COMMUNITY PARKS - EXISTING CONDITIONS & COSTS 17
- Taylor Regional Park
- Murphy Park
- Fannie Robinson Park
- Bull Branch Park

OPERATIONS & MAINTENANCE RECOMMENDATIONS 24
- Taylor Regional Park
- Murphy Park
- Fannie Robinson Park
- Bull Branch Park

APPENDICES 40
- Appendix A Weekly Park Evaluation Form
- Appendix B Park O&M Cost Estimate Template
- Appendix C Manpower Estimate Template
- Appendix D Detailed Explanation of Maintenance Modes

CHAPTER

01

INTRODUCTION

EXECUTIVE SUMMARY

Purpose

Using Industry Standards, Best Management Practices, existing City of Taylor work order data and staff interviews, Halff Associates, Inc developed this report with the explicit intent of establishing and standardizing levels of service and applying those appropriately to the Community Parks that exist in the City of Taylor's inventory. It was also created for the express purpose of assistance with determining the appropriate level of staffing required to maintain these specific City assets.

The National Recreation and Park Association's Park Maintenance Standards and "mode system" was used as a guide, but this manual includes elements that are unique to Taylor so that it can specifically address its existing conditions and expected levels of service.

This manual has been prepared for public information and to be used as a guide to employees of the Parks & Recreation Department. This manual will serve as general direction for the area and frequency of maintenance for our parks, facilities, and equipment. This manual should be complimented with training to better ensure that maintenance staff is providing safe, clean and aesthetic parks.

Parks Operations & Maintenance Responsibilities

Operations & Maintenance of the City of Taylor's Parks and Facilities is currently shared by the Parks & Recreation and Public Works Departments. Parks & Recreation staff are primarily responsible for all work that occurs at Taylor Regional Park, maintenance of other sports fields and other sports facilities throughout town, pool maintenance and miscellaneous cleaning and repair of parks and associated facilities. Public Works provides assistance with litter control, playscape maintenance, tree maintenance, trail maintenance, cleaning of some facilities and management of the parks mowing contract.

Budget & Staffing Summary

The City of Taylor Parks & Recreation Department has a total operating budget for FY2021 of a little over $1M. It is estimated that approximately 70% of that or $700k is dedicated to maintenance of the City's parks and facilities. There is an additional estimated $232k that is part of the Public Works budget ($77k labor & $155k mowing contract). Parks & Recreation currently employs eight (8) Full-Time Employees (FTE's). Seven (7) of those are dedicated to Parks Operations and Maintenance with one (1) of those being the Parks & Recreation Superintendent. That means that six (6) Parks & Recreation FTE's are currently dedicated to completing operations and maintenance tasks. There is an equivalent of two and a third (2.3) Public Works FTE's (based on total manhours) that are assisting on duties across the entire park system. **For operations and maintenance of the entire Taylor parks system there is the equivalent of eight and one-third (8.3) FTE's. This plan is specific to the Community Parks and estimates that in order to complete the appropriate levels of operations and maintenance for the just those four parks, there is a need for over eight (8) FTE's. When factoring Operations & Maintenance of the overall parks system, which was not studied here, it is anticipated that the required number of FTE's will exceed eleven (11).**

CHAPTER 02

TAYLOR PARKS SYSTEM

TAYLOR PARKS AT-A-GLANCE

The Parks and Recreation Department is responsible for maintaining twenty athletic fields, three pools and a splash pad, developing and implementing city wide special events, sustaining tourism through activities at the Taylor Regional Park and Sports Complex and providing other recreational activities through cooperation with

Local leagues and associations.

Its Mission is “to enhance the quality of life through positive recreational experiences in the community by maintaining and enhancing park facilities and athletic fields, and facilitating quality special event programming and sports tournaments.’

PARK CLASSIFICATIONS

The City of Taylor Parks System offers a variety of parks, trails and open spaces. Park users can choose to walk, bike, run and play at places with a range of amenities from pavilions, gazebos, playgrounds and aquatic facilities like the Murphy Park Pool and several splash pads.

Parks in Taylor’s System are divided into several classifications:

COMMUNITY PARKS

10 to 100 acres in size. Community parks primarily serve multi¬ple neighborhoods and contain athletic fields and large playgrounds. They offer both active and passive recreation. Better vehicular accessibility than neighborhood parks.

NEIGHBORHOOD PARKS

Size varies but typically less than 2 acres. Neighborhood parks primarily serve individual neighborhoods and are typically within walking or biking distance

SPECIALTY PARKS

Size varies but typically less than 3 acres. Special use facilities are constructed to accommodate specific recreational activities



OPEN SPACE/UNDEVELOPED

Size varies. Green-space and natural areas typically include passive recreation and conservation lands. These facilities vary in size and do not serve a specific geographic region and can serve as ecological habitat areas for wildlife and water quality control or as undeveloped parkland.

INVENTORY

Park Acres, Usage and Mode Application				
Park Name	Acreage	Usage	Mode	Location
Community Parks				
Murphy Park	60	High	II & I-B	1600 Veterans Dr
Bull Branch Park	50	High	II	Randall St
Fannie Robinson Park	20	High	II & I-B	260 S. Dolan St.
Taylor Regional Park	80	High	I-A	210 Carlos G. Parker Blvd.
Pierce Park	0.34			326 Porter St
Burkett Street Greenbelt	17			813 Burkett St
Neighborhood Parks				
Gano Courts	0.3			606 Gano St
Jason Park	1.429			2509 Jason Dr
Mallard Neighborhood Park	0.15			2509 Jason Dr
Specialty Parks				
Heritage Square	2			400 N Main St
Doak Ball Fields	10			501 Doak St
Open Space/Undeveloped				
East Fourth Street Park	3.04			Hwy 79 & Dolan St
East Third Street Park	0.13			E 3rd St
Dolan Avenue Park	4.5			427 LP
Total Acres	248.89			

ORGANIZATIONAL STRUCTURE

The following narrative describes the roles that are currently in the Parks & Recreation Department's Organizational Chart.

PARKS & RECREATION DIRECTOR

The Parks & Recreation Director shall be responsible for supervising, reviewing, scheduling and monitoring the operations and maintenance within the park system.
This will also include coordinating with third-party groups for maintenance needs before and after a special events.

PARKS & RECREATION SUPERINTENDENT

The Parks & Recreation Superintendent shall be responsible for supervising, reviewing, scheduling and monitoring the operations and maintenance within the park system. This will also include coordinating with other departments, subcontractors and third-party groups for maintenance needs before and after a special events.

MAINTENANCE STAFF

Crew Leader

This person shall oversee and verify the quality of work completed by the maintenance laborers. They may serve as the liaison between the Parks & Recreation Superintendent and the individual maintenance laborers and will be responsible for informing the Parks & Recreation Superintendent of issues, concerns or questions that arise during maintenance activities.

Athletic Field Tech

This person is generally supervised by a Crew Leader or Parks & Recreation Superintendent.

The Parks & Recreation Department has eight (8) total FTE's in the FY2021 Operating Budget. Six (6) of these are dedicated to the Operations & Maintenance of the City's park system.

Park Operations and Maintenance for Taylor

The City of Taylor currently handles Parks Operations and Maintenance with a two-pronged approach. Both the Parks and Recreation and Public Works Departments are responsible for various activities. The Parks & Recreation Department has seven (7) full-time staff dedicated to its responsibilities and approximately $850K of the total $1.04M Parks & Recreation Annual Budget goes to Park Maintenance. The Public Works Department does not have dedicated staff for their responsibilities, but spends approximately $45K per year towards Park Maintenance. In addition to these two departments, the City also utilizes an outside contractor for parks mowing.

The Parks & Recreation Department's primary focus is Taylor Regional Park. This can be easily seen by the breakdown of tracked hours worked by location

Hours Worked by Location

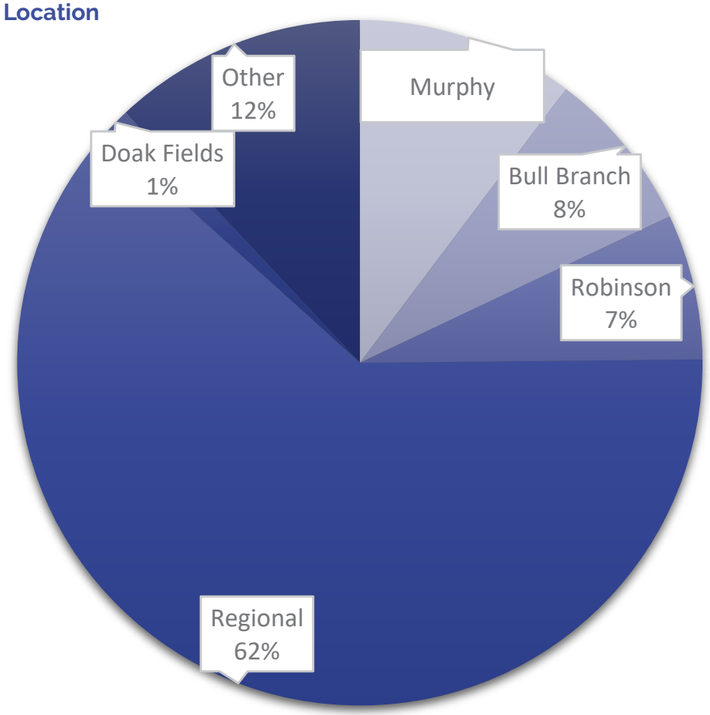

Approximately 87% of the total hours worked are conducted at the four Community Parks included in this Operations and Maintenance Plan. "Other" at 12% represents the balance of the parks system and other activities.

The vast majority of the time spent at Taylor Regional Park involves sports field maintenance, prep for weekend tournaments and cleanup after such. Other duties undertaken by Parks & Recreation Staff include maintenance and repairs at other parks, pavilion and other rental facilities "make-readies", litter control, pool maintenance, special events and shared restroom cleaning with Public Works.

Hours Worked by Task

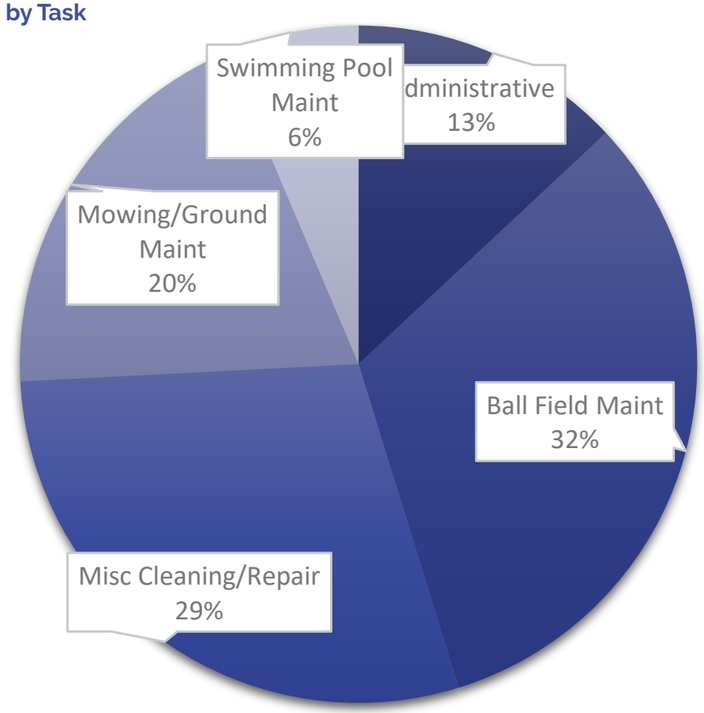

Public Works staff manage the existing mowing contract, share in restroom cleaning duties, maintain the City's playgrounds and provide other assistance with heavy and specialized repairs like parking lot maintenance and drainage work.

TAYLOR COMMUNITY PARKS

COMPARISONS TO AREA CITIES

COMPARISONS TO AREA CITIES									
CITY	POPULATION	MAINTAINED ACRE-AGE	MAINTAINED ACRES PER CAPITA PER 1,000	PARKS MAINTE-NANCE BUDGET	MAINTENANCE COSTS PER CAPITA	COST PER MAINTAINED ACRE	MAINTENANCE FTE'S	MAINTENANCE FTE'S PER CAPITA PER 1,000	MAINTAINED ACRES PER FTE
TAYLOR	**18000**	**322↓**	**17.89↑**	**$930,000.00↓***	**$50.00↑**	**$2,795.03↑**	**8↓**	**0.44**	**46**
HUTTO	36,000	165	4.58	$550,000.00	$15.28	$3,333.33	4	0.11	41.25
BUDA	20,000	380	19.00	$800,000.00	$40.00	$2,105.26	11	0.55	34.55
KYLE	48,000	620	12.92	$1,300,000.00	$27.08	$2,096.77	15	0.31	41.33
LEANDER	62,000	430	6.94	$1,650,000.00	$26.61	$3,837.21	18	0.29	23.89
CEDAR PARK	85,000	655	7.71	$1,800,000.00	$21.18	$2,748.09	24	0.28	27.29
PFLUGERVILLE	73,000	1100	15.07	$1,750,000.00	$23.97	$1,590.91	24	0.33	45.83
GEORGETOWN	90,000	1000	11.11	$3,000,000.00	$33.33	$3,000.00	22	0.24	45.45
ROUND ROCK	120,000	1529	12.74	$5,000,000.00	$41.67	$3,270.11	56	0.47	27.30
AVERAGE	*66,750*	*735*	*11.99*	*$1,872,222.22*	*$31.63*	*$2,787.48*	*22*	*0.33*	*35.86*

** INCLUDES $320K FROM PW BUDGET (APPROX. $77K IN LABOR AND $155K FOR PARKS MOW-ING CONTRACT)*

NOT A KEY INDICATOR

BETTER THAN AVERAGE

WORSE THAN AVERAGE

NRPA PARK MAINTENANCE MODES

Levels of Service for maintaining parks and the frequency of maintenance are differentiated through a "mode system". Each mode is broken into thirteen elements. All parks or facilities may not contain all elements of each mode.

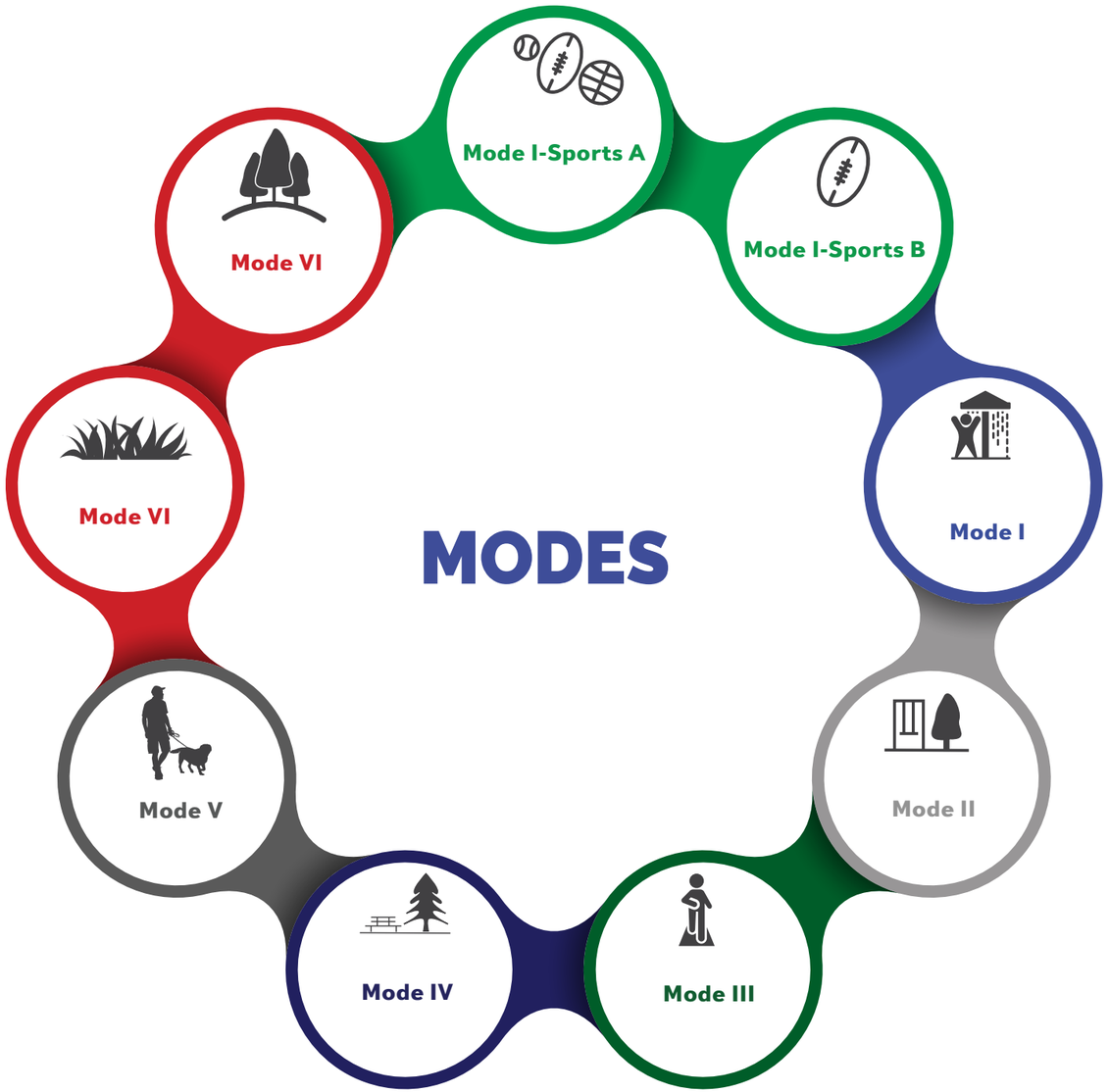

Mode I-Sports A — Involves state of the art maintenance applied to a high quality sports field or facility that receives high usage for games and practices.

Mode I-Sports B — Involves state of the art maintenance applied to a high quality sports field or facility that receives high usage for practices.

Mode I - Involves state of the art maintenance applied to a high quality, diverse landscape usually a high traffic urban areas such as public squares, malls and/or high coverage parks.

Mode II - Involves a high level of maintenance associated with well-developed park areas with reasonably high Usage.

Mode III - Involves a moderate level of maintenance associated with moderate or low development of parks with intermediate or low levels of usage.

Mode IV - Involves a low level of maintenance associated with undeveloped or remote parks with low usage.

Mode V - Involves maintenance for natural areas associated with limited opportunities for recreational use.

Mode VI — Grow Zone - Involves a minimum level of maintenance for areas identified as "Grow Zones".

Mode VI - Involves a minimum level of maintenance for undeveloped properties.

MAINTENANCE ELEMENTS

Each mode contains some or all of these maintenance elements:

Turf Care	mowing, aeration, reseeding or sodding, weed control
Fertilizer	fertilization of turf, trees, shrubs or floral plantings
Irrigation	automated or manual watering of turf, trees, shrubs or floral plantings
Litter Control	pick-up and disposal of trash, receptacle service and cleaning
Arbor Care	pruningtraining and trimming of trees, shrubs and floral plantings
Disease and Insect Control	prevention, correction and management of disease and/or insects in turf, trees, shrubs, floral plantings or buildings either by chemical or cultural methods
Lighting	cleaning, lamp replacement and maintenance of security, field, accent, or walkway lights
Surfaces	sweeping, cleaning, washing and maintenance of walkways, floors or play surfaces
Repairs	maintenance required by inspection or schedule to facilities or equipment
Inspection	visual and physical examination of a park, facility, equipment or component of the aforementioned to insure compliance, safety, and proper operation
Floral	watering, fertilizing, disease control, pruning, weeding, planting or removal Planting of ornamental or flowering plants
Restrooms	cleaning, sweeping, washing and stocking of restrooms
Special	equipment or facilities such as fountains, drinking fountains, sculptures, speaker systems, features, flag poles, goals, nets, screens, parking devices, tables, benches, play units, signs and any equipment or special facility within a park or building

CHAPTER 03

TAYLOR COMMUNITY PARKS

TAYLOR COMMUNITY PARKS EXISTING CONDITIONS

TAYLOR REGIONAL PARK

TAYLOR COMMUNITY PARKS EXISTING CONDITIONS

MURPHY PARK











TAYLOR COMMUNITY PARKS EXISTING CONDITIONS

BULL BRANCH PARK

- Pavilion
- Restroom
- Playground
- Fishing Pier
- Baseball Fields
- Trails



TAYLOR COMMUNITY PARKS EXISTING CONDITIONS

FANNIE ROBINSON PARK

- Basketball Court
- Volleyball Court
- Playground
- Splash-pad
- Pavilion
- Pool
- Memorial
- Trails

TAYLOR COMMUNITY PARKS

ESTIMATED ANNUAL COST OF MAINTENANCE

ESTIMATED ANNUAL COST OF MAINTENANCE				
ACTIVITY	*TAYLOR REGIONAL PARK*	*MURPHY PARK*	*ROBINSON PARK*	*BULL BRANCH PARK & TRAIL*
MOWING				
LABOR	$49,481.28	$2,420.28	$1,613.52	$2,151.36
MATERIALS	$2,500.00	$500.00	$500.00	$500.00
SUBTOTAL	$51,981.28	$2,920.28	$2,113.52	$2,651.36
AERATION				
LABOR	$1,075.68	$44.82	$44.82	$89.64
MATERIALS	$300.00	$50.00	$50.00	$100.00
SUBTOTAL	$1,375.68	$94.82	$94.82	$189.64
FERTILIZATION & WEED CONTROL				
LABOR	$717.12	$44.82	$44.82	$89.64
MATERIALS	$4,000.00	$500.00	$500.00	$750.00
SUBTOTAL	$4,717.12	$544.82	$544.82	$839.64
OVERSEEDING				
LABOR	$358.56	$44.82	$44.82	$89.64
MATERIALS	$1,500.00	$150.00	$150.00	$300.00
SUBTOTAL	$1,858.56	$194.82	$194.82	$389.64
TOPDRESSING				
LABOR	$38,724.48	$89.64	$2,151.36	$358.56
MATERIALS	$3,000.00	$250.00	$250.00	$500.00
SUBTOTAL	$41,724.48	$339.64	$2,401.36	$858.56
INFIELD MAINTENANCE				
LABOR	$9,681.12	$44.82	$1,075.68	$89.64
MATERIALS	$1,500.00	$200.00	$200.00	$400.00
SUBTOTAL	$11,181.12	$244.82	$1,275.68	$489.64
FIELD STRIPING				
LABOR	$19,362.24	$44.82	$1,075.68	$89.64
MATERIALS	$1,500.00	$200.00	$200.00	$400.00
SUBTOTAL	$20,862.24	$244.82	$1,275.68	$489.64
LITTER CONTROL				
Labor	$49,077.90	$5,050.08	$5,050.08	$5,050.08
Materials	$2,000.00	$250.00	$250.00	$300.00
subtotal	$51,077.90	$5,300.08	$5,300.08	$5,350.08
Swimming Pool Maintenance				
Labor	$8,179.65	$0.00	$8,179.65	$0.00
Materials	$5,000.00	$0.00	$1,500.00	$0.00
subtotal	$13,179.65	$0.00	$9,679.65	$0.00
Pavilion Make-Readies				
Labor	$6,991.92	$10,100.16	$2,431.52	$2,431.52
Materials	$150.00	$200.00	$100.00	$100.00
subtotal	$7,141.92	$10,300.16	$2,531.52	$2,531.52
General Maint & Repairs				
Labor	$9,322.56	$2,431.52	$2,431.52	$2,431.52
Materials	$1,500.00	$400.00	$400.00	$600.00
subtotal	$10,822.56	$2,831.52	$2,831.52	$3,031.52
Weekend Tournaments				
Labor	$28,684.80	$0.00	$0.00	$0.00
subtotal	$28,684.80	$0.00	$0.00	$0.00
Contract Mowing (Not Sports Fields)				
Contract Mowing	$44,550.00	$25,775.40	$13,645.80	$30,324.00
Utilities				
Water	$18,500.00	$1,387.50	$1,387.50	$2,775.00
$1.85 per 1000 gallons - .00185	10,000,000.00	750,000.00	750,000.00	1,500,000.00
Electricity	$40,000.00	$1,000.00	$1,000.00	$2,000.00
paid by Leagues	$0.00	$0.00	$0.00	$0.00
subtotal	$58,500.00	$2,387.50	$2,387.50	$4,775.00
Totals	$347,657.31	$51,178.68	$44,276.77	$51,920.24
Supervision % per location	0.50	0.05	0.05	0.10
Supervision Amount	81,368.00	8,136.80	8,136.80	16,273.60
Totals	**$429,025.31**	**$59,315.48**	**$52,413.57**	**$68,193.84**

Total Estimated Annual Cost of Maintenance for Taylor Community Parks is $608,948.20

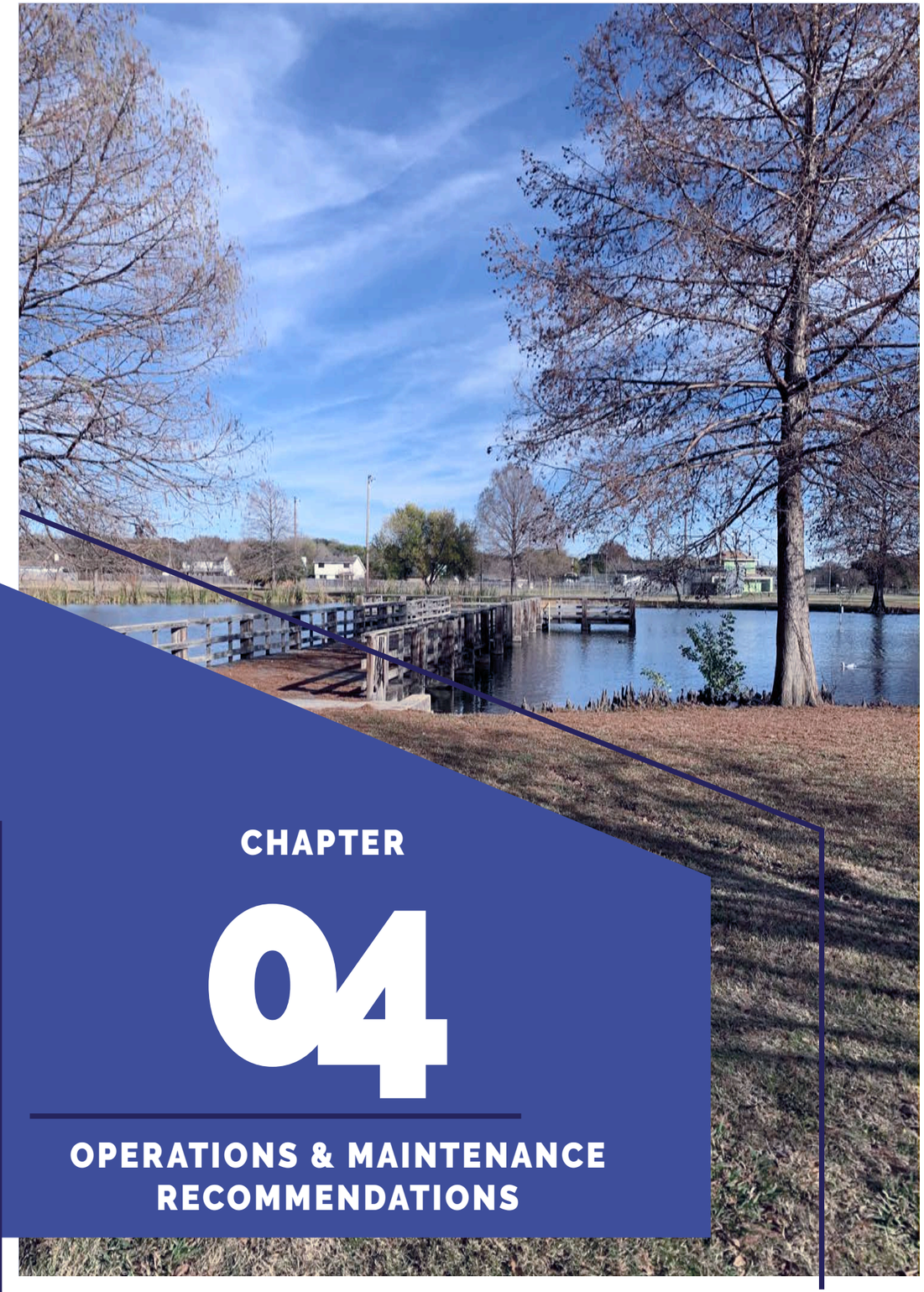

CHAPTER

04

OPERATIONS & MAINTENANCE RECOMMENDATIONS

TAYLOR REGIONAL PARK

MAINTENANCE AREAS

Legend

Priority

- High
- Low

TAYLOR REGIONAL PARK

MAINTENANCE FREQUENCIES

MAINTENANCE TASK	HALFF PROPOSED
OVERALL	PARK INSPECTION COMPLETED MONTHLY
LITTER	
POLICE ENTIRE AREA/COLLECT LITTER	3-5/WEEK – MARCH 1 – NOVEMBER 30, 2/WEEK – DECEMBER 1 – FEBRUARY 28
EMPTY TRASH CANS/REPLACE LINERS	1/DAY – MARCH 1 - NOVEMBER 30, 1/WEEK – DECEMBER 1 – FEBRUARY 28
EMPTY TRASH CANS @ ATHLETIC FIELDS	1/DAY – MARCH 1 - NOVEMBER 30 (EARLY MORNING), 2/MONTH – DECEMBER 1 - FEBRUARY 28
DRINKING FOUNTAINS	
CLEAN (REMOVE DEBRIS, WIPE)	1/WEEK – MARCH 1 – NOVEMBER 30
GRILLS	
INSPECT	1/WEEK – MARCH 1 – NOVEMBER 30
CLEAN	1/WEEK – MARCH 1 – NOVEMBER 30
PARK BENCHES/PICNIC TABLES	
INSPECT	1/WEEK – MARCH 1 - NOVEMBER 30
CLEAN/WIPE AS REQUIRED W/ DISINFECTANT	1/WEEK – MARCH 1 - NOVEMBER 30
PRESSURE WASH	2/SEAON – MARCH & JULY
REMOVE GRAFFITI	WITHIN 24 HOURS OF NOTIFICATION OF EXISTENCE
PAINT/STAIN/SAND	1/YEAR
PLAYGROUNDS	
INSPECT ALL PLAYGROUNDS MONTHLY	YEAR ROUND
FISHING PIER	
INSPECT MONTHLY	YEAR ROUND
LANDSCAPE MAINTENANCE	
PRUNE	2/YEAR – EARLY SPRING, SUMMER (DEPENDS UPON SPECIES)
INSPECT FOR DISEASE/INSECTS	1/MONTH – MARCH 1 - NOVEMBER 30
WEED	1/MONTH – MARCH 1 - NOVEMBER 30
MULCH (SPECIFY TYPE)	1 APPLICATION/YEAR WITH DOUBLESHREDDED MIXED HARDWOOD
BASKETBALL COURTS	
SWEEP/BLOW AS NEEDED	1/WEEK – MARCH 1 – NOVEMBER 30
PRESSURE WASH	1/YEAR – SPRING
NET INSPECTION	1/MONTH YEAR ROUND
BLEACHER/PLAYERS' BENCH AREAS	
PRESSURE WASH CONCRETE PADS	2/YEAR – MARCH & JULY
PRESSURE WASH BLEACHERS/BENCHES	2/YEAR – MARCH & JULY
SWEEP/BLOW CONCRETE PADS	2/MONTH – MARCH 1 – NOVEMBER 30
INSPECT	1/WEEK – MARCH 1 – NOVEMBER 30
RESTROOMS	
CLEAN (PEAK SEASON)	1/DAY – MARCH 1 – NOVEMBER 30
CLEAN (OFF SEASON-OPEN RESTROOMS ONLY)	3-5/WEEK-DECEMBER 1-FEBRUARY 28
REMOVE GRAFFITI	WITHIN 24 HOURS OF NOTIFICATION OF EXISTENCE
PAVILIONS	
SWEEP/BLOW	1/WEEK – MARCH 1 – NOVEMBER 30 AND/OR PRIOR TO RESERVATIONS
PRESSURE WASH	1/MONTH – MARCH 1 – NOVEMBER 30
REMOVE GRAFFITI	WITHIN 24 HOURS OF NOTIFICATION OF EXISTENCE
TURF/GROUNDS	
ATHLETIC TURF	
AERATE	4/YEAR BETWEEN APRIL 1 – OCTOBER 31
FERTILIZE	3/YEAR BETWEEN APRIL 1 - OCTOBER 31
MOW	3/WEEK – MARCH 1 - NOVEMBER 30 (HYBRID BERMUDA), 2/WEEK – DECEMBER 1 - FEBRUARY 28 (ANNUAL RYE)
WEED CONTROL/CHEMICAL APPLICATIONS	3/SEASON (SPRING, SUMMER, FALL)
DRAG SKINNED AREAS	1/DAY – GAME FIELDS – DURING SEASON, 1/WEEK – PRACTICE FIELDS – DURING SEASON
FIELD MARKING	
PAINTING	
CHALKING	
PARK/OPEN SPACE TURF	
AERATE	2/YEAR – FALL AND SPRING
FERTILIZE	2/YEAR – FALL
WEED CONTROL	2/YEAR – SPRING AND FALL
MOW/TRIM	1/WEEK – MARCH 15 - NOVEMBER 15
REMOVE STICKS/ROCKS/DEBRIS/ETC.	1/MONTH YEAR ROUND (AS NEEDED)
IRRIGATION	
PARK TURF WATERING-UP TO 1"/WEEK AS NEEDED	MARCH 15 – NOVEMBER 30
ATHLETIC TURF WATERING-UP TO 1.5"/WEEK AS NEEDED	MARCH 15 – NOVEMBER 30
TREES	
PRUNE	1/THREE YEARS
REMOVE STUMPS	WITHIN 30 DAYS OF TREE REMOVAL
INSPECT	1/THREE YEARS
LEAF REMOVAL	
LEAF REMOVAL/MULCHING	1/WEEK (7 DAY CYCLE) – NOVEMBER 1 – DECEMBER 31

MURPHY PARK

MASTER PLAN

The updated Master Plan for Murphy Park includes several additions/renovations that must be considered when projecting future maintenance requirements and recommendations. These additions/renovations specifically considered:

PROPOSED PARK IMPROVEMENTS

1. PARKING (453 spaces/ 9 accessible spaces)
2. TRAILS : SIDEWALKS
3. SHADE FOR PLAYGROUND
4. PAVILION RENOVATION WITH FENCE
5. TENNIS COURT RESURFACING
6. MULTI-PURPOSE COURTS (TENNIS, PICKLEBALL, FUTSAL)
7. BBQ AREA RENOVATION
8. STADIUM: BLEACHER REMOVAL /RENOVATION, SCOREBOARD REPAIR, FENCE REMOVAL, TRACK CONVERSION/REPAIR
9. FIELD HOUSE RENOVATION TO COMMUNITY ROOMS/PARKS & RECREATION OFFICES.
10. SWIMMING POOL REPLACEMENT
11. BALL FIELDS : FENCING WITH MOWSTRIPS, DUGOUTS, SPECTATOR/COMMON AREA PAVEMENT IMPROVEMENTS & SHADE, RELOCATE BATTING CAGE.
12. BASKETBALL COURT LIGHTS (IN PROGRESS)
13. PERCUSSION PLAYGROUND (IN PROGRESS)
14. PUTT-PUTT RENOVATION (IN PROGRESS BY AMERICAN LEGION)
15. PARK ENTRY SIGN WITH LANDSCAPING
16. ROADWAY IMPROVEMENTS
17. SHADED BENCHES
18. TRASH RECEPTACLES
19. PARK WAYFINDING/SIGNAGE
20. TRAIL DISTANCE MARKERS
21. TRAIL CONNECTION TO WASHBURN AT 11TH STREET

EXISTING PARK AMENITIES

- A TRAILS : SIDEWALKS
- B TENNIS : PICKLE BALL COURTS
- C SWIMMING POOL HOUSE
- D PLAYGROUND
- E BASKETBALL COURTS
- F BASEBALL FIELD
- G PRACTICE FIELD
- H CONCESSION : RESTROOM BUILDING
- I RESTROOM
- J GARDEN CLUB PAVILION
- K BANDSTAND PAVILION
- L INTERPRETIVE AREA
- M PAVILION

MURPHY PARK

MAINTENANCE AREAS

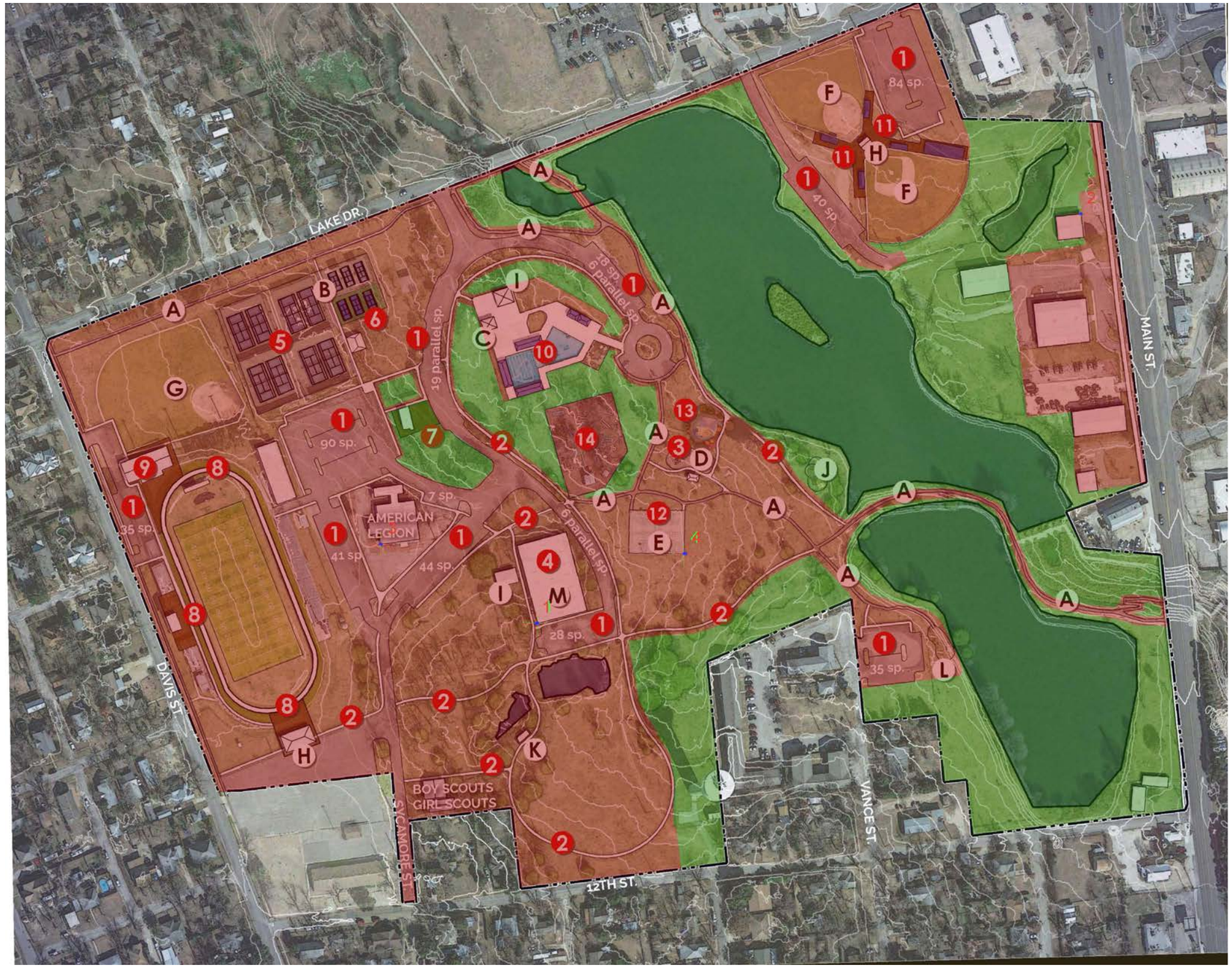

Legend

Priority

- High
- Low

MURPHY PARK

MAINTENANCE FREQUENCIES

MAINTENANCE TASK	HALFF PROPOSED
OVERALL	PARK INSPECTION COMPLETED MONTHLY
LITTER	
POLICE ENTIRE AREA/COLLECT LITTER	3-5/WEEK – MARCH 1 – NOVEMBER 30, 2/WEEK – DECEMBER 1 – FEBRUARY 28
EMPTY TRASH CANS/REPLACE LINERS	1/DAY – MARCH 1 - NOVEMBER 30, 1/WEEK – DECEMBER 1 – FEBRUARY 28
EMPTY TRASH CANS @ ATHLETIC FIELDS	1/DAY – MARCH 1 - NOVEMBER 30 (EARLY MORNING), 2/MONTH – DECEMBER 1 - FEBRUARY 28
DRINKING FOUNTAINS	
CLEAN (REMOVE DEBRIS, WIPE)	1/WEEK – MARCH 1 – NOVEMBER 30
GRILLS	
INSPECT	1/WEEK – MARCH 1 – NOVEMBER 30
CLEAN	1/WEEK – MARCH 1 – NOVEMBER 30
PARK BENCHES/PICNIC TABLES	
INSPECT	1/WEEK – MARCH 1 - NOVEMBER 30
CLEAN/WIPE AS REQUIRED W/ DISINFECTANT	1/WEEK – MARCH 1 - NOVEMBER 30
PRESSURE WASH	2/SEAON – MARCH & JULY
REMOVE GRAFFITI	WITHIN 24 HOURS OF NOTIFICATION OF EXISTENCE
PAINT/STAIN/SAND	1/YEAR
PLAYGROUNDS	
INSPECT ALL PLAYGROUNDS MONTHLY	YEAR ROUND
TENNIS COURTS	
LANDSCAPE MAINTENANCE	
PRUNE	2/YEAR – EARLY SPRING, SUMMER (DEPENDS UPON SPECIES)
INSPECT FOR DISEASE/INSECTS	1/MONTH – MARCH 1 - NOVEMBER 30
WEED	1/MONTH – MARCH 1 - NOVEMBER 30
MULCH (SPECIFY TYPE)	1 APPLICATION/YEAR WITH DOUBLESHREDDED MIXED HARDWOOD
BASKETBALL COURTS	
SWEEP/BLOW AS NEEDED	1/WEEK – MARCH 1 – NOVEMBER 30
PRESSURE WASH	1/YEAR – SPRING
NET INSPECTION	1/MONTH YEAR ROUND
BLEACHER/PLAYERS' BENCH AREAS	
PRESSURE WASH CONCRETE PADS	2/YEAR – MARCH & JULY
PRESSURE WASH BLEACHERS/BENCHES	2/YEAR – MARCH & JULY
SWEEP/BLOW CONCRETE PADS	2/MONTH – MARCH 1 – NOVEMBER 30
INSPECT	1/WEEK – MARCH 1 – NOVEMBER 30
RESTROOMS	
CLEAN (PEAK SEASON)	1/DAY – MARCH 1 – NOVEMBER 30
CLEAN (OFF SEASON-OPEN RESTROOMS ONLY)	3-5/WEEK-DECEMBER 1-FEBRUARY 28
REMOVE GRAFFITI	WITHIN 24 HOURS OF NOTIFICATION OF EXISTENCE
SWIMMING POOL	
SPLASHPAD	
PAVILIONS	
SWEEP/BLOW	1/WEEK – MARCH 1 – NOVEMBER 30 AND/OR PRIOR TO RESERVATIONS
PRESSURE WASH	1/MONTH – MARCH 1 – NOVEMBER 30
REMOVE GRAFFITI	WITHIN 24 HOURS OF NOTIFICATION OF EXISTENCE
AMERICAN LEGION BUILDING	
TURF/GROUNDS	
ATHLETIC TURF	
AERATE	4/YEAR BETWEEN APRIL 1 – OCTOBER 31
FERTILIZE	3/YEAR BETWEEN APRIL 1 - OCTOBER 31
MOW	3/WEEK – MARCH 1 - NOVEMBER 30 (HYBRID BERMUDA), 2/WEEK – DECEMBER 1 - FEBRUARY 28 (ANNUAL RYE)
WEED CONTROL/CHEMICAL APPLICATIONS	3/SEASON (SPRING, SUMMER, FALL)

FANNIE ROBINSON PARK

MASTER PLAN

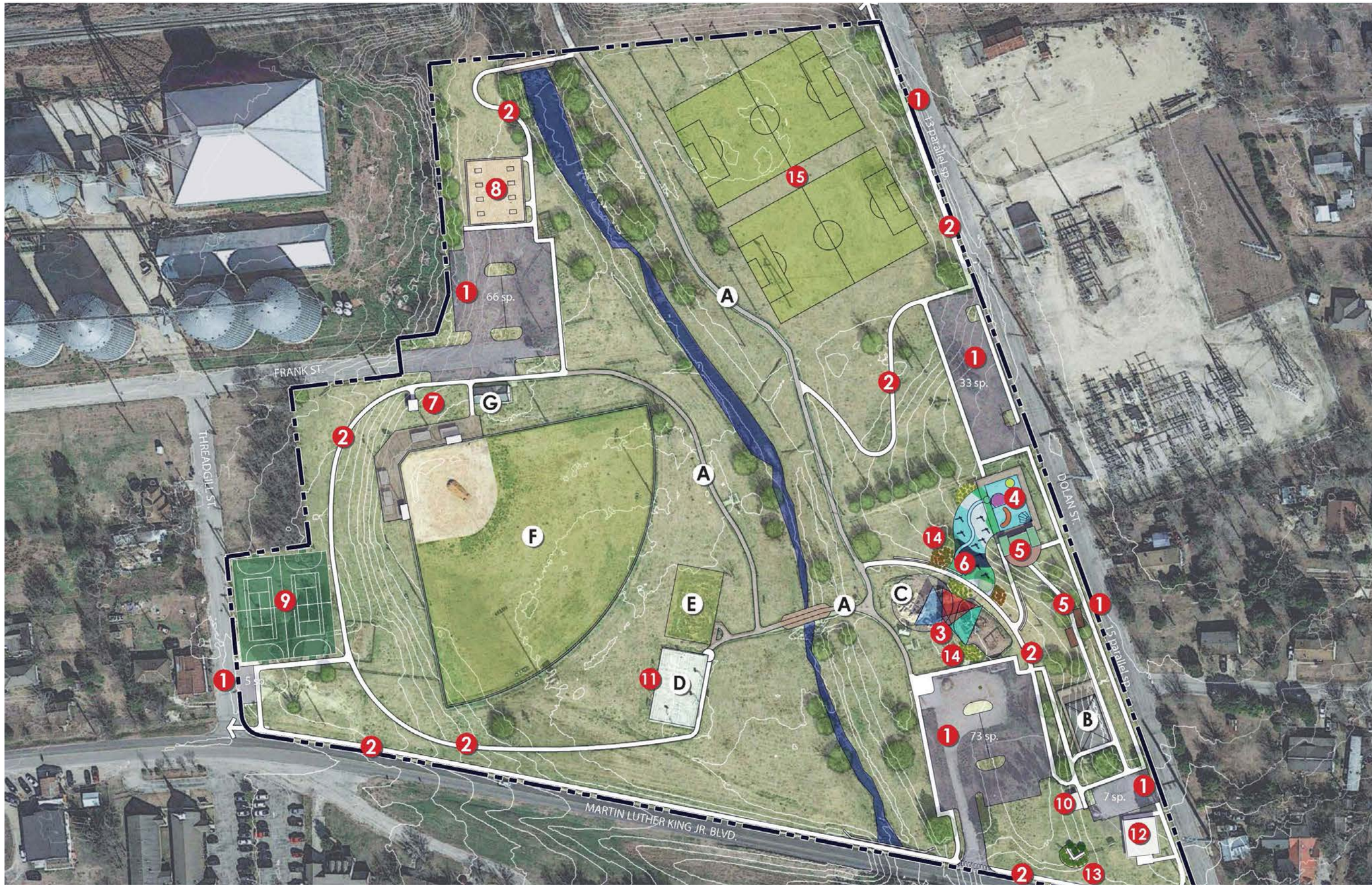

PROPOSED PARK IMPROVEMENTS

1. PARKING (225 spaces)
2. TRAILS : SIDEWALKS
3. SHADE FOR PLAYGROUND : SPLASH PAD
4. INCLUSIVE PLAYGROUND
5. ART PLAZA : PAVILION
6. SEATWALL : DRAINAGE IMPROVEMENTS
7. JUNETEENTH PAVILION
8. RELOCATED HORSESHOE : WASHER PITS
9. MULTI-PURPOSE COURTS (TENNIS, PICKLEBALL, FUTSAL)
10. RESTROOM (IN PROGRESS)
11. BASKETBALL COURT LIGHTS (IN PROGRESS)
12. DICKEY GIVENS COMMUNITY CENTER (IN PROGRESS)
13. PARK ENTRY SIGN WITH LANDSCAPING
14. LANDSCAPE IMPROVEMENTS
15. YOUTH SOCCER FIELD / MULTIPURPOSE FIELD
16. SHADED BENCHES
17. TRASH RECEPTACLES
18. PARK WAYFINDING/SIGNAGE
19. TRAIL DISTANCE MARKERS

EXISTING PARK AMENITIES

- A TRAILS : SIDEWALKS
- B PAVILION
- C PLAYGROUND : SPLASH PAD
- D BASKETBALL COURTS
- E VOLLEYBALL COURT
- F SOFTBALL FIELD
- G RESTROOM

FANNIE ROBINSON PARK

MAINTENANCE AREAS

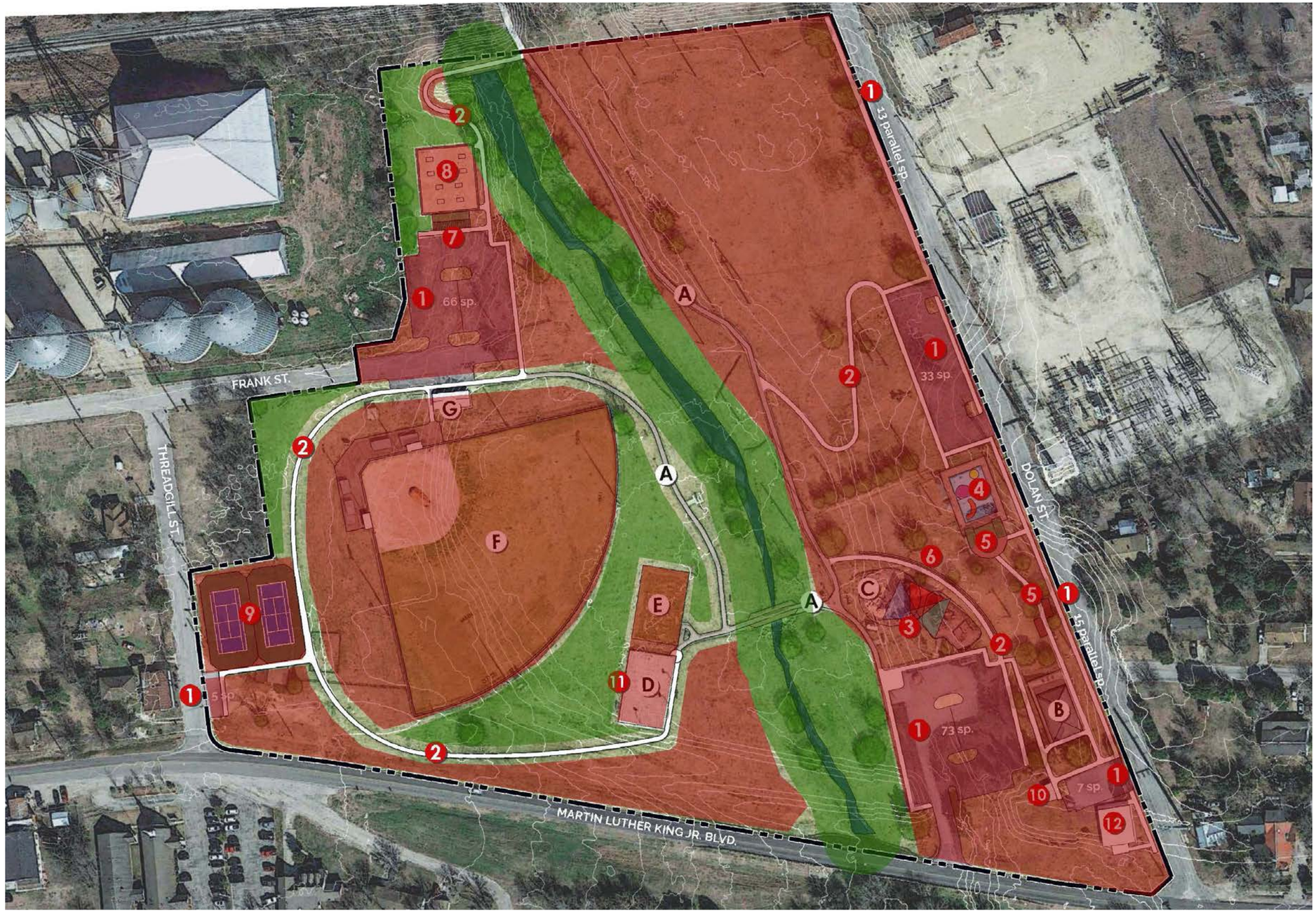

Legend

Priority

- High
- Low

FANNIE ROBINSON PARK

MAINTENANCE FREQUENCIES

MAINTENANCE TASK	HALFF PROPOSED
OVERALL	PARK INSPECTION COMPLETED MONTHLY
LITTER	
POLICE ENTIRE AREA/COLLECT LITTER	3-5/WEEK – MARCH 1 – NOVEMBER 30, 2/WEEK – DECEMBER 1 – FEBRUARY 28
EMPTY TRASH CANS/REPLACE LINERS	1/DAY – MARCH 1 - NOVEMBER 30, 1/WEEK – DECEMBER 1 – FEBRUARY 28
EMPTY TRASH CANS @ ATHLETIC FIELDS	1/DAY – MARCH 1 - NOVEMBER 30 (EARLY MORNING), 2/MONTH – DECEMBER 1 - FEBRUARY 28
DRINKING FOUNTAINS	
CLEAN (REMOVE DEBRIS, WIPE)	1/WEEK – MARCH 1 – NOVEMBER 30
GRILLS	
INSPECT	1/WEEK – MARCH 1 – NOVEMBER 30
CLEAN	1/WEEK – MARCH 1 – NOVEMBER 30
PARK BENCHES/PICNIC TABLES	
INSPECT	1/WEEK – MARCH 1 - NOVEMBER 30
CLEAN/WIPE AS REQUIRED W/ DISINFECTANT	1/WEEK – MARCH 1 - NOVEMBER 30
PRESSURE WASH	2/SEAON – MARCH & JULY
REMOVE GRAFFITI	WITHIN 24 HOURS OF NOTIFICATION OF EXISTENCE
PAINT/STAIN/SAND	1/YEAR
PLAYGROUNDS	
INSPECT ALL PLAYGROUNDS MONTHLY	YEAR ROUND
TENNIS COURTS	
LANDSCAPE MAINTENANCE	
PRUNE	2/YEAR – EARLY SPRING, SUMMER (DEPENDS UPON SPECIES)
INSPECT FOR DISEASE/INSECTS	1/MONTH – MARCH 1 - NOVEMBER 30
WEED	1/MONTH – MARCH 1 - NOVEMBER 30
MULCH (SPECIFY TYPE)	1 APPLICATION/YEAR WITH DOUBLESHREDDED MIXED HARDWOOD
BASKETBALL COURTS	
SWEEP/BLOW AS NEEDED	1/WEEK – MARCH 1 – NOVEMBER 30
PRESSURE WASH	1/YEAR – SPRING
NET INSPECTION	1/MONTH YEAR ROUND
BLEACHER/PLAYERS' BENCH AREAS	
PRESSURE WASH CONCRETE PADS	2/YEAR – MARCH & JULY
PRESSURE WASH BLEACHERS/BENCHES	2/YEAR – MARCH & JULY
SWEEP/BLOW CONCRETE PADS	2/MONTH – MARCH 1 – NOVEMBER 30
INSPECT	1/WEEK – MARCH 1 – NOVEMBER 30
RESTROOMS	
CLEAN (PEAK SEASON)	1/DAY – MARCH 1 – NOVEMBER 30
CLEAN (OFF SEASON-OPEN RESTROOMS ONLY)	3-5/WEEK-DECEMBER 1-FEBRUARY 28
REMOVE GRAFFITI	WITHIN 24 HOURS OF NOTIFICATION OF EXISTENCE
SWIMMING POOL	
SPLASHPAD	
PAVILIONS	
SWEEP/BLOW	1/WEEK – MARCH 1 – NOVEMBER 30 AND/OR PRIOR TO RESERVATIONS
PRESSURE WASH	1/MONTH – MARCH 1 – NOVEMBER 30
REMOVE GRAFFITI	WITHIN 24 HOURS OF NOTIFICATION OF EXISTENCE
COMMUNITY CENTER	
TURF/GROUNDS	
ATHLETIC TURF	
AERATE	4/YEAR BETWEEN APRIL 1 – OCTOBER 31
FERTILIZE	3/YEAR BETWEEN APRIL 1 - OCTOBER 31
MOW	3/WEEK – MARCH 1 - NOVEMBER 30 (HYBRID BERMUDA), 2/WEEK – DECEMBER 1 - FEBRUARY 28 (ANNUAL RYE)
WEED CONTROL/CHEMICAL APPLICATIONS	3/SEASON (SPRING, SUMMER, FALL)
DRAG SKINNED AREAS	1/DAY – GAME FIELDS – DURING SEASON, 1/WEEK – PRACTICE FIELDS – DURING SEASON
FIELD MARKING	
PAINTING	
CHALKING	
PARK/OPEN SPACE TURF	
AERATE	2/YEAR – FALL AND SPRING
FERTILIZE	2/YEAR – FALL
WEED CONTROL	2/YEAR – SPRING AND FALL
MOW/TRIM	1/WEEK – MARCH 15 - NOVEMBER 15
REMOVE STICKS/ROCKS/DEBRIS/ETC.	1/MONTH YEAR ROUND (AS NEEDED)
IRRIGATION	
PARK TURF WATERING-UP TO 1"/WEEK AS NEEDED	MARCH 15 – NOVEMBER 30
ATHLETIC TURF WATERING-UP TO 1.5"/WEEK AS NEEDED	MARCH 15 – NOVEMBER 30
TREES	
PRUNE	1/THREE YEARS
REMOVE STUMPS	WITHIN 30 DAYS OF TREE REMOVAL
INSPECT	1/THREE YEARS
LEAF REMOVAL	

BULL BRANCH PARK

MASTER PLAN

The updated Master Plan for Bull Branch Park includes several additions/renovations that must be considered when projecting future maintenance requirements and recommendations. These additions/renovations specifically considered:

BULL BRANCH PARK

MAINTENANCE AREAS

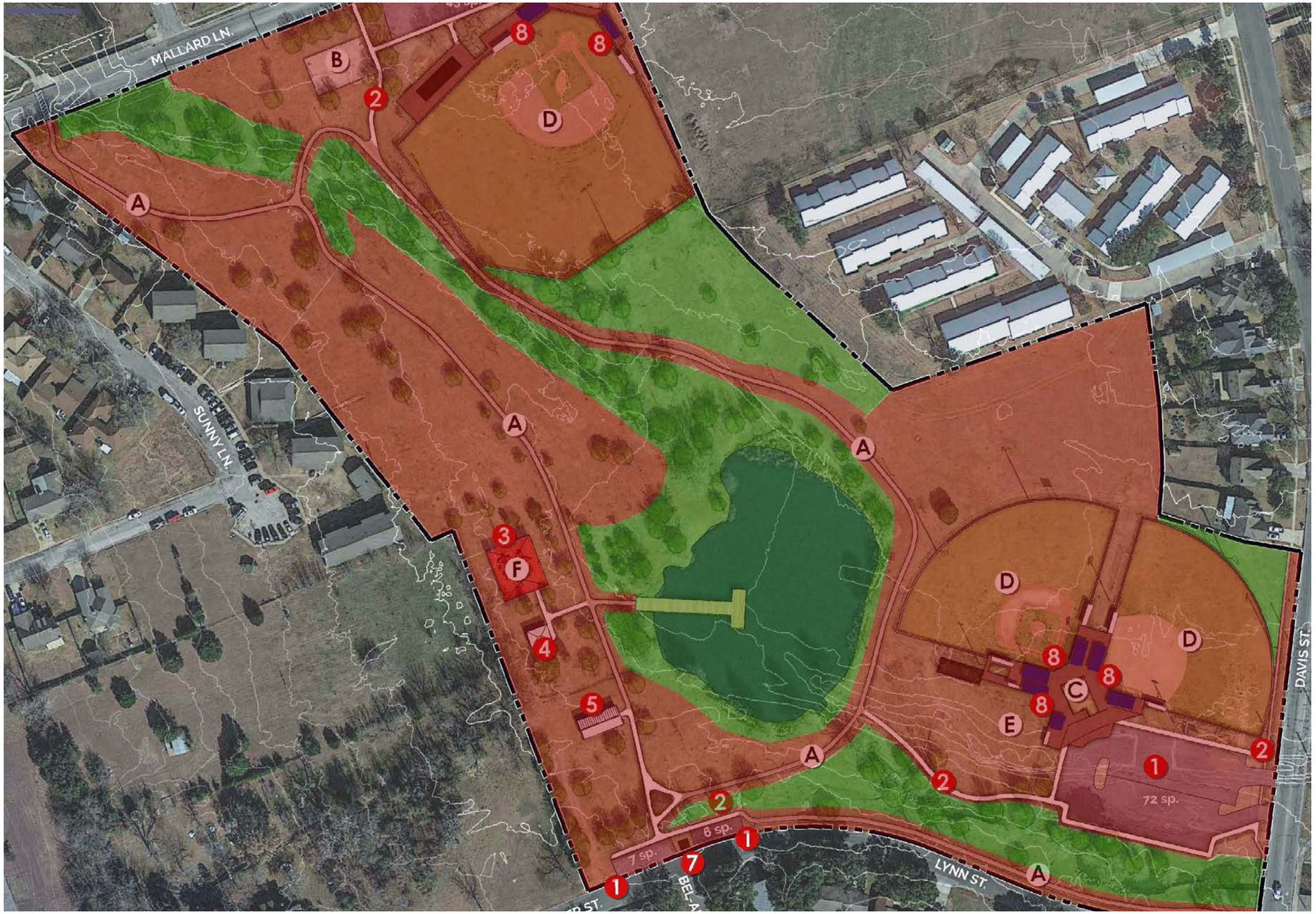

Legend

Priority

- High
- Low

BULL BRANCH PARK

MAINTENANCE FREQUENCIES

MAINTENANCE TASK	HALFF PROPOSED
OVERALL	PARK INSPECTION COMPLETED MONTHLY
LITTER	
POLICE ENTIRE AREA/COLLECT LITTER	3-5/WEEK – MARCH 1 – NOVEMBER 30, 2/WEEK – DECEMBER 1 – FEBRUARY 28
EMPTY TRASH CANS/REPLACE LINERS	1/DAY – MARCH 1 - NOVEMBER 30, 1/WEEK – DECEMBER 1 – FEBRUARY 28
EMPTY TRASH CANS @ ATHLETIC FIELDS	1/DAY – MARCH 1 - NOVEMBER 30 (EARLY MORNING), 2/MONTH – DECEMBER 1 - FEBRUARY 28
DRINKING FOUNTAINS	
CLEAN (REMOVE DEBRIS, WIPE)	1/WEEK – MARCH 1 – NOVEMBER 30
GRILLS	
INSPECT	1/WEEK – MARCH 1 – NOVEMBER 30
CLEAN	1/WEEK – MARCH 1 – NOVEMBER 30
PARK BENCHES/PICNIC TABLES	
INSPECT	1/WEEK – MARCH 1 - NOVEMBER 30
CLEAN/WIPE AS REQUIRED W/ DISINFECTANT	1/WEEK – MARCH 1 - NOVEMBER 30
PRESSURE WASH	2/SEAON – MARCH & JULY
REMOVE GRAFFITI	WITHIN 24 HOURS OF NOTIFICATION OF EXISTENCE
PAINT/STAIN/SAND	1/YEAR
PLAYGROUNDS	
INSPECT ALL PLAYGROUNDS MONTHLY	YEAR ROUND
FISHING PIER	
INSPECT MONTHLY	YEAR ROUND
LANDSCAPE MAINTENANCE	
PRUNE	2/YEAR – EARLY SPRING, SUMMER (DEPENDS UPON SPECIES)
INSPECT FOR DISEASE/INSECTS	1/MONTH – MARCH 1 - NOVEMBER 30
WEED	1/MONTH – MARCH 1 - NOVEMBER 30
MULCH (SPECIFY TYPE)	1 APPLICATION/YEAR WITH DOUBLESHREDDED MIXED HARDWOOD
BASKETBALL COURTS	
SWEEP/BLOW AS NEEDED	1/WEEK – MARCH 1 – NOVEMBER 30
PRESSURE WASH	1/YEAR – SPRING
NET INSPECTION	1/MONTH YEAR ROUND
BLEACHER/PLAYERS' BENCH AREAS	
PRESSURE WASH CONCRETE PADS	2/YEAR – MARCH & JULY
PRESSURE WASH BLEACHERS/BENCHES	2/YEAR – MARCH & JULY
SWEEP/BLOW CONCRETE PADS	2/MONTH – MARCH 1 – NOVEMBER 30
INSPECT	1/WEEK – MARCH 1 – NOVEMBER 30
RESTROOMS	
CLEAN (PEAK SEASON)	1/DAY – MARCH 1 – NOVEMBER 30
CLEAN (OFF SEASON-OPEN RESTROOMS ONLY)	3-5/WEEK-DECEMBER 1-FEBRUARY 28
REMOVE GRAFFITI	WITHIN 24 HOURS OF NOTIFICATION OF EXISTENCE
PAVILIONS	
SWEEP/BLOW	1/WEEK – MARCH 1 – NOVEMBER 30 AND/OR PRIOR TO RESERVATIONS
PRESSURE WASH	1/MONTH – MARCH 1 – NOVEMBER 30
REMOVE GRAFFITI	WITHIN 24 HOURS OF NOTIFICATION OF EXISTENCE
TURF/GROUNDS	
ATHLETIC TURF	
AERATE	4/YEAR BETWEEN APRIL 1 – OCTOBER 31
FERTILIZE	3/YEAR BETWEEN APRIL 1 - OCTOBER 31
MOW	3/WEEK – MARCH 1 - NOVEMBER 30 (HYBRID BERMUDA), 2/WEEK – DECEMBER 1 - FEBRUARY 28 (ANNUAL RYE)
WEED CONTROL/CHEMICAL APPLICATIONS	3/SEASON (SPRING, SUMMER, FALL)
DRAG SKINNED AREAS	1/DAY – GAME FIELDS – DURING SEASON, 1/WEEK – PRACTICE FIELDS – DURING SEASON
FIELD MARKING	
PAINTING	
CHALKING	
PARK/OPEN SPACE TURF	
AERATE	2/YEAR – FALL AND SPRING
FERTILIZE	2/YEAR – FALL
WEED CONTROL	2/YEAR – SPRING AND FALL
MOW/TRIM	1/WEEK – MARCH 15 - NOVEMBER 15
REMOVE STICKS/ROCKS/DEBRIS/ETC.	1/MONTH YEAR ROUND (AS NEEDED)
IRRIGATION	
PARK TURF WATERING-UP TO 1"/WEEK AS NEEDED	MARCH 15 – NOVEMBER 30
ATHLETIC TURF WATERING-UP TO 1.5"/WEEK AS NEEDED	MARCH 15 – NOVEMBER 30
TREES	
PRUNE	1/THREE YEARS
REMOVE STUMPS	WITHIN 30 DAYS OF TREE REMOVAL
INSPECT	1/THREE YEARS
LEAF REMOVAL	
LEAF REMOVAL/MULCHING	1/WEEK (7 DAY CYCLE) – NOVEMBER 1 – DECEMBER 31

TAYLOR COMMUNITY PARKS

MANPOWER ESTIMATE

MANPOWER & MAINTENANCE COST ESTIMATES

EMPLOYEE NAME	HOURLY PAY RATE	ANNUAL HOURS	ANNUAL SALARY	ANNUAL SALARY W/ BENEFITS	AVG LOADED RATE
AVERGE PARK EM-PLOYEE	$15.42	2080	$32,073.60	$46,602.94	$22.41
AVERGE PW EM-PLOYEE	$16.09	2080	$33,467.20	$48,627.84	$23.38

MOWING (SPORTS FIELDS ONLY)					
TAYLOR REGIONAL PARK					
STAFF	HRS	RATE	FREQ	COST	HOURS
3	8	$22.41	92	$49,481.28	2208
MURPHY PARK					
STAFF	HRS		FREQ	COST	
3	1	$22.41	36	$2,420.28	108
ROBINSON PARK					
STAFF	HRS		FREQ	COST	
3	1	$22.41	24	$1,613.52	72
BULL BRANCH PARK & TRAIL					
STAFF	HRS		FREQ	COST	
2	2	$22.41	24	$2,151.36	96
			TOTAL	$55,666.44	2484
AERATION (SPORTS FIELDS ONLY)					
TAYLOR REGIONAL PARK					
STAFF	HRS	RATE	FREQ	TOTAL	
1	8	$22.41	6	$1,075.68	48
MURPHY PARK					
STAFF	HRS		FREQ	TOTAL	
1	1	$22.41	2	$44.82	2
ROBINSON PARK					
STAFF	HRS		FREQ	TOTAL	
1	1	$22.41	2	$44.82	2
BULL BRANCH PARK & TRAIL					
STAFF	HRS		FREQ	TOTAL	
1	2	$22.41	2	$89.64	4
			TOTAL	$1,254.96	56
FERTILIZATION & WEED CONTROL (SPORTS FIELDS ONLY)					
TAYLOR REGIONAL PARK					
STAFF	HRS	RATE	FREQ	TOTAL	
2	4	$22.41	4	$717.12	32
MURPHY PARK					
STAFF	HRS		FREQ	TOTAL	
2	1	$22.41	1	$44.82	2
ROBINSON PARK					
STAFF	HRS		FREQ	TOTAL	
2	1	$22.41	1	$44.82	2
BULL BRANCH PARK & TRAIL					
STAFF	HRS		FREQ	TOTAL	
2	2	$22.41	1	$89.64	4
			TOTAL	$896.40	40
OVERSEEDING (SPORTS FIELDS ONLY)					
TAYLOR REGIONAL PARK					
STAFF	HRS	RATE	FREQ	TOTAL	
2	8	$22.41	1	$358.56	16
MURPHY PARK					
STAFF	HRS		FREQ	TOTAL	
2	1	$22.41	1	$44.82	2
ROBINSON PARK					
STAFF	HRS		FREQ	TOTAL	
2	1	$22.41	1	$44.82	2
BULL BRANCH PARK & TRAIL					
STAFF	HRS		FREQ	TOTAL	
2	2	$22.41	1	$89.64	4
			TOTAL	$537.84	24
TOPDRESSING (SPORTS FIELDS ONLY)					
TAYLOR REGIONAL PARK					
STAFF	HRS	RATE	FREQ	TOTAL	
3	16	$22.41	36	$38,724.48	1728
MURPHY PARK					
STAFF	HRS		FREQ	TOTAL	
2	2	$22.41	1	$89.64	4
ROBINSON PARK					
STAFF			FREQ	TOTAL	
2	2	$22.41	24	$2,151.36	96
BULL BRANCH PARK & TRAIL					
STAFF	HRS		FREQ	TOTAL	
2	4	$22.41	2	$358.56	16
			TOTAL	$41,324.04	1844
INFIELD MAINTENANCE					
TAYLOR REGIONAL PARK					
STAFF	HRS	RATE	FREQ	TOTAL	
3	4	$22.41	36	$9,681.12	432
MURPHY PARK					
STAFF	HRS		FREQ	TOTAL	
2	1	$22.41	1	$44.82	2
ROBINSON PARK					
STAFF	HRS		FREQ	TOTAL	
2	1	$22.41	24	$1,075.68	48
BULL BRANCH PARK & TRAIL					
STAFF	HRS		FREQ	TOTAL	
2	1	$22.41	2	$89.64	4
			TOTAL	$10,891.26	486
FIELD STRIPING					
TAYLOR REGIONAL PARK					
STAFF	HRS	RATE	FREQ	TOTAL	
3	8	$22.41	36	$19,362.24	864
MURPHY PARK					
STAFF	HRS		FREQ	TOTAL	
2	1	$22.41	1	$44.82	2
ROBINSON PARK					
STAFF	HRS		FREQ	TOTAL	
2	1	$22.41	24	$1,075.68	48
Bull Branch Park & Trail					
Staff	Hrs		Freq	Total	
2	1	$22.41	2	$89.64	4
			Total	$20,572.38	918
Litter Control					
Taylor Regional Park					
Staff	Hrs	Rate	Freq	Total	
3	2	$22.41	365	$49,077.90	2190
Murphy Park					
Staff	Hrs		Freq	Total	
2	1	$23.38	108	$5,050.08	216
Robinson Park					
Staff	Hrs		Freq	Total	
2	1	$23.38	108	$5,050.08	216
Bull Branch Park & Trail					
Staff	Hrs		Freq	Total	
2	1	$23.38	108	$5,050.08	216
			Total	$64,228.14	2838
Swimming Pool Maintenance					
Murphy Park					
Staff	Hrs		Freq	Total	
1	1	$22.41	365	$8,179.65	365
Robinson Park					
Staff	Hrs		Freq	Total	
1	1	$22.41	365	$8,179.65	365
			Total	$16,359.30	730
Pavilion Make-Readies					
Taylor Regional Park					
Staff	Hrs	Rate	Freq	Total	
2	1	$22.41	156	$6,991.92	312
Murphy Park					
Staff	Hrs		Freq	Total	
2	2	$23.38	108	$10,100.16	432
Robinson Park					
Staff	Hrs		Freq	Total	
2	1	$23.38	52	$2,431.52	104
Bull Branch Park & Trail					
Staff	Hrs		Freq	Total	
2	1	$23.38	52	$2,431.52	104
			Total	$21,955.12	952
General Maint & Repairs					
Taylor Regional Park					
Staff	Hrs	Rate	Freq	Total	
2	4	$22.41	52	$9,322.56	416
Murphy Park					
Staff	Hrs		Freq	Total	
2	2	$23.38	26	$2,431.52	104
Robinson Park					
Staff	Hrs		Freq	Total	
2	2	$23.38	26	$2,431.52	104
Bull Branch Park & Trail					
Staff	Hrs		Freq	Total	
2	2	$23.38	26	$2,431.52	104
			Total	$16,617.12	728
Weekend Tournament Work					
Taylor Regional Park					
Staff	Hrs	Rate	Freq	Total	
2	16	$22.41	40	$28,684.80	1280
			Manpower Cost Total	$262,370.68	11,652

Staffing

Full-Time Hours	2,080
Staff Training	24
Travel to/from Work Site	260
Misc*	144
Vacation	80
Sick Leave	40
Holidays	88
Personal Holiday	24
Actual Working Hours	1,420
Total Man Hours PARD Staff	11,652
Estimated # of Employees to Complete Work - Community Parks	**8.21**
Total Man Hours PW Staff - not necessarily attributed to Community Parks	3,291
Total Man Hours - Estimated & Actual	14,951
Estimated # of Employees to Complete Work - Community Parks & Actual Hours Worked by PW	**10.53**

* employee functions, staff events, staff meetings, City Hall/HR Visits, etc

BEST MANAGEMENT PRACTICES (BMP'S) AND STRATEGIES FOR TAYLOR

The Parks & Recreation industry has established numerous Best Management Practices (BMP's) and strategies regarding Parks Maintenance in order to more effectively and efficiently provide service. Due to the relatively limited types of operations and maintenance activities that City staff undertake, this plan only references several key ones. As Taylor grows and adds more parks and a greater variety of types of facilities, there will be additional BMP's that will be applicable and strategies that can be implemented.

Some of the key ones that Taylor should consider are

Staff

Well-trained and competent staff are necessary to effectively and efficiently manage a parks system. While not inexpensive, specialized training and certifications should be considered. These include Certified Playground Safety Inspector (CPSI), Certified Professional Turf Manager (CPTM), Licensed Irrigator (LI) and Applicator's License from the Texas Department of Agriculture (TDA) for herbicides and pesticides.

Landscape Maintenance

Parks and open spaces are currently mown from "curb-to-curb". The use of "Grow Zones" can reduce the amount and cost of mowing by establishing areas for native grasses and wildflowers to flourish.

Work Order and Work Tracking Software

While the City of Taylor is currently utilizing a system to track the work completed, a more robust system that allows the generation of specific work orders and includes all of the park system properties, facilities and other assets is recommended. There are numerous solutions out there that can assist with preventative maintenance, work scheduling, life cycle tracking and other features.

Centralized Irrigation Control

Taylor is geographically large enough and has the number of irrigated facilities that would make a Centralized Irrigation Control System a valuable tool. These systems can conserve water by effectively reducing water use to only the amount needed by the turf, shutdown systems due to leaks and notify staff immediately and by maximizing the available "water windows" that are best for turf and the water operator.

Integrated Access Controls

Much like a Centralized Irrigation, Integrated Access Controls can be a valuable tool. Time Locks for restrooms and card readers for controlling access to facilities allow the operator to not have to worry about unauthorized access and vandalism when no one should be there.

Sports Lighting Controls

Taylor utilizes Musco Sports Lights for most, if not all, of the sports lights. Musco offers integrated lighting controls for their systems that allows the operator to setup schedules, manage access by third parties to use the lights and even calculate usage and costs by facility if needed.

Energy Conservation

LED lighting should be used on all new fixtures and older technologies (incandescent, fluorescent and HID) should be replaced when and where appropriate.

When and where possible, things like occupancy sensors in restrooms, timers on tennis court lights and lights under pavilions can greatly reduce the amount of energy expended when there are no users present.

Pet Waste Collection

Continued use of pet waste stations and adding more at peak locations can be very effective in improving water quality and the user experience of parks and trails.

Standardized Equipment

Establishing standard types and even brands of equipment can greatly increase park maintenance efficiency by reducing the number of different replacement parts and materials needed for repairs. Examples of this are site amenities that are consistent across locations allow for some spare parts to be kept available that will work for any number of locations and even having the same toilet paper dispensers so that you do not have to stock different sizes of rolls

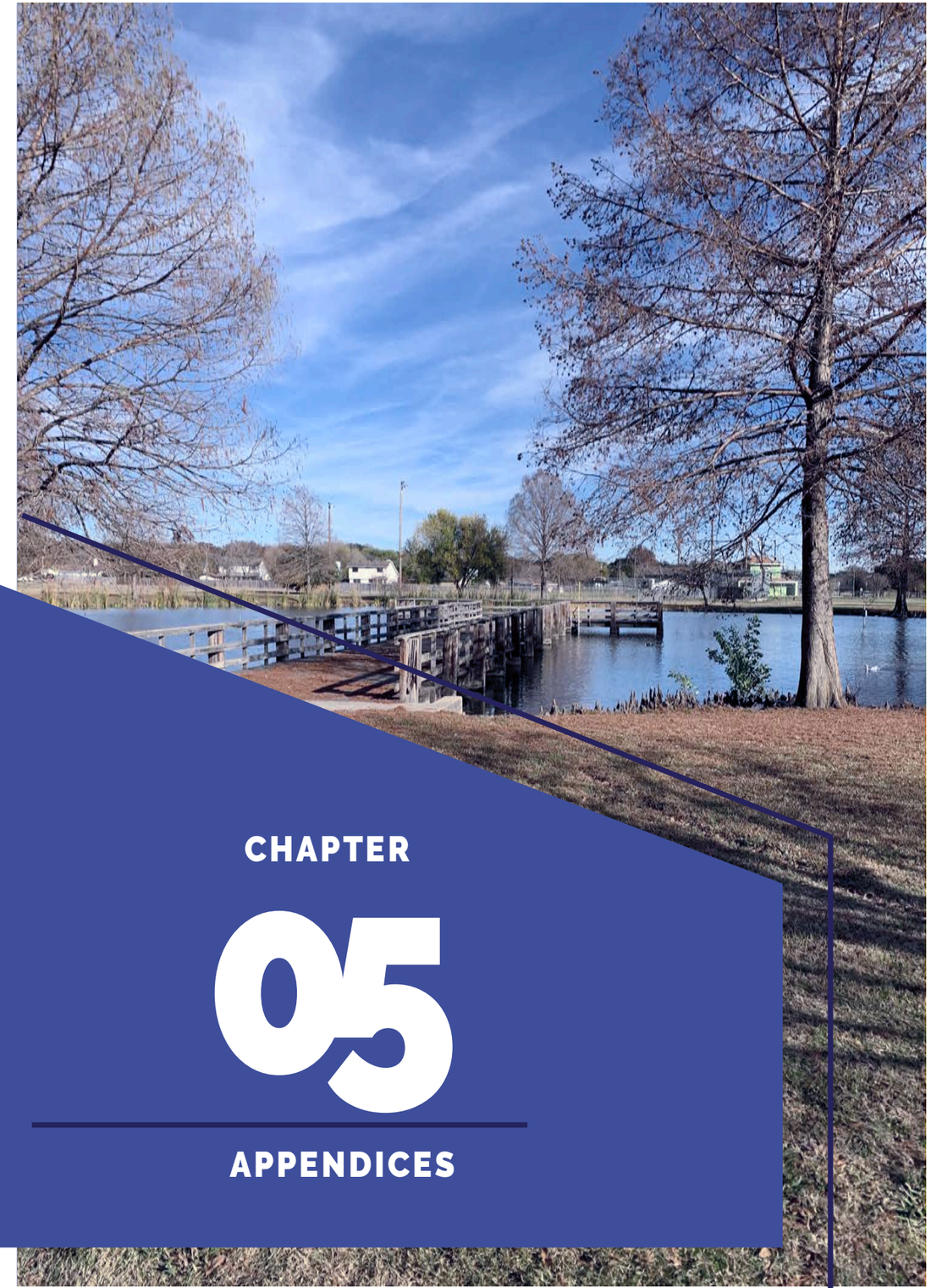

CHAPTER

05

APPENDICES

APPENDIX A

WEEKLY PARK EVALUATION FORM

Weekly Park Evaluation

Name of Park: _____
Date of Evaluation: _____
Name of Evaluator: _____
Evaluation Ratings: Excellent
Good
Fair - Comment Required
Poor - Comment Required

Observations

General Appearance (1st Impression)	**Landscaping** (general appearance)
Rating:	Rating:
Comments:	Comments:
Grass (mowing condition)	**Shrub and Tree Care**
Rating:	Rating:
Comments:	Comments:
Turf Condition	**Erosion Control/Grading**
Rating:	Rating:
Comments:	Comments:
Litter	**Weed Control**
Rating:	Rating:
Comments:	Comments:
Walks, Curbs and Steps	**Ballfields**
Rating:	Ratings:
Comments:	Comments:
Mulch & Borders in Planting Beds	**Tennis Courts**
Rating:	Rating
Comments:	Comments:

Signs - Conditions/Needs	**Swimming Pool**
Rating:	Rating:
Comments:	Comments:
Restrooms	**Parking Lots**
Rating:	Rating:
Comments:	Comments:
Picnic Shelter	**Fencing**
Rating:	Rating:
Comments:	Comments:
Playground	**Picnic Tables**
Rating:	Rating:
Comments:	Comments:
Benches	**Buildings (Storage, Sheds, Gazebo)**
Rating:	Rating:
Comments:	Comments:
Water Fountains	**Lighting/Electrical**
Rating:	Rating:
Comments:	Comments:
Other	**Other**
Rating:	Rating:
Comments:	Comments:

APPENDIX B

MANPOWER ESTIMATE TEMPLATE

MANPOWER & MAINTENANCE COST ESTIMATES

EMPLOYEE NAME	HOURLY PAY RATE	ANNUAL HOURS	ANNUAL SALARY	ANNUAL SALARY W/ BENEFITS	AVG LOADED RATE
AVERGE PARK EMPLOYEE	$	2080	$	$	$
AVERGE PW EMPLOYEE	$	2080	$	$	$

MOWING (SPORTS FIELDS ONLY)					
PARK NAME					
STAFF	HRS	RATE	FREQ	COST	HOURS
#	#	$	#	$	#
			TOTAL	$	#
AERATION (SPORTS FIELDS ONLY)					
PARK NAME					
STAFF	HRS	RATE	FREQ	TOTAL	
#	#	$	#	$	#
			TOTAL	$	#
FERTILIZATION & WEED CONTROL (SPORTS FIELDS ONLY)					
PARK NAME					
STAFF	HRS	RATE	FREQ	COST	HOURS
#	#	$	#	$	#
			TOTAL	$	#
OVERSEEDING (SPORTS FIELDS ONLY)					
PARK NAME					
STAFF	HRS	RATE	FREQ	COST	HOURS
#	#	$	#	$	#
			TOTAL	$	#
TOPDRESSING (SPORTS FIELDS ONLY)					
PARK NAME					
STAFF	HRS	RATE	FREQ	COST	HOURS
#	#	$	#	$	#
			TOTAL	$	#
INFIELD MAINTENANCE					
PARK NAME					
STAFF	HRS	RATE	FREQ	COST	HOURS
#	#	$	#	$	#
			TOTAL	$	#
FIELD STRIPING					
PARK NAME					
STAFF	HRS	RATE	FREQ	COST	HOURS
#	#	$	#	$	#
			TOTAL	$	#
LITTER CONTROL					
PARK NAME					
STAFF	HRS	RATE	FREQ	COST	HOURS
#	#	$	#	$	#
			TOTAL	$	#
SWIMMING POOL MAINTENANCE					
PARK NAME					
STAFF	HRS	RATE	FREQ	COST	HOURS
#	#	$	#	$	#
			TOTAL	$	#
GENERAL MAINT & REPAIRS					
PARK NAME					
STAFF	HRS	RATE	FREQ	COST	HOURS
#	#	$	#	$	#
			TOTAL	$	#
MANPOWER COST TOTAL				$	#

FULL-TIME HOURS	STAFF TRAINING	TRAVEL TO/FROM WORK SITE	MISC*	VACATION	SICK LEAVE	HOLIDAYS	PERSONAL HOLIDAY	ACTUAL WORKING HOURS	TOTAL MAN HOURS	WORKING HOURS	ESTIMATED # OF EMPLOYEES TO COMPLETE WORK
2080	24	260	144	80	40	88	24	1420	#	1420	#

* EMPLOYEE FUNCTIONS, STAFF EVENTS, STAFF MEETINGS, CITY HALL/HR VISITS, ETC

APPENDIX C

ESTIMATED COST OF MAINTENANCE TEMPLATE

ESTIMATED ANNUAL COST OF MAINTENANCE	
ACTIVITY	*PARK NAME*
MOWING	
LABOR	$
MATERIALS	$
SUBTOTAL	$
AERATION	
LABOR	$
MATERIALS	$
SUBTOTAL	$
FERTILIZATION & WEED CONTROL	
LABOR	$
MATERIALS	$
SUBTOTAL	$
OVERSEEDING	
LABOR	$
MATERIALS	$
SUBTOTAL	$
TOPDRESSING	
LABOR	$
MATERIALS	$
SUBTOTAL	$
INFIELD MAINTENANCE	
LABOR	$
MATERIALS	$
SUBTOTAL	$
FIELD STRIPING	
LABOR	$
MATERIALS	$
SUBTOTAL	$

LITTER CONTROL	
LABOR	$
MATERIALS	$
SUBTOTAL	$
SWIMMING POOL MAINTENANCE	
LABOR	$
MATERIALS	$
SUBTOTAL	$
GENERAL MAINT & REPAIRS	
LABOR	$
MATERIALS	$
SUBTOTAL	$
CONTRACT MOWING (NOT SPORTS FIELDS)	
CONTRACT MOWING	$
UTILITIES	
WATER	$
$ PER 1000 GALLONS - #	#
ELECTRICITY	$
PAID BY LEAGUES	$
SUBTOTAL	$
TOTALS	$0.00
SUPERVISION % PER LOCATION	#
SUPERVISION AMOUNT	$
TOTALS	**$**

APPENDIX D

DETAILED EXPLANATION OF MODES

MODE I – SPORTS A

State of the art maintenance applied to a high-quality sports field or facility that receives high usage for games and practices.

1. Turf care--Grass height maintained at 1.5” to 2” depending on sport and variety of turf. Mowed at least twice per week, including the “off-season” as there will be over seeding to ensure that there is year-round turf. Aeration is required on a monthly basis. Reseeding or sodding as needed. Weed control should be practiced using pre and post emergent herbicides so that no more than five percent of the surface has weeds present.

2. Fertilizer -- Adequate fertilization applied at least quarterly to plant species according to their optimum requirements. Application rates and times should ensure an even supply of nutrients for the entire year. Nitrogen, phosphorus and potassium percentages should follow local recommendations from your County Extension Service. Trees, shrubs and flowers should be fertilized according to their individual requirements of nutrients for optimum growth. Unusually long or short growing seasons may modify the requirement slightly.

3. Irrigation — Automatic irrigation system used. Frequency and duration depend on rainfall, temperature, season and demands of plant material. Irrigation tests conducted at least once per week and full irrigation audits conducted twice per year.

4. Litter control--Minimum of once per day, 7 days per week. Extremely high visitation may increase the frequency. Receptacles should be plentiful enough to hold all trash generated between servicing without normally overflowing.

5. Pruning-- Frequency dictated primarily by species and variety of trees and shrubs. Length of growing season and design concept also a controlling factor as are clipped hedges versus natural style. Timing usually scheduled to coincide with low demand periods or to take advantage of special growing characteristics such as pruning after flowering.

6. Disease and/insect Control - Control program may use any of three philosophies: 1.) Preventative; a scheduled chemical or cultural program designed to prevent significant damage. 2.) Corrective; application of chemical or mechanical controls designed to eliminate observed problems. 3.) Integrated pest management; withholding any controls until such time as pests demonstrate damage to plant materials or become a demonstrated irritant in the case of flies, mosquitoes, gnats, etc. At this maintenance level the controlling objective is to not have the public notice any problems. It is anticipated at Mode I — Sports A that problems will either be prevented or observed at a very early stage and corrected immediately.

7. Lighting - Light tests on sports lights conducted once per month. Any outage not detected by system to be reported immediately to the Parks Operations Supervisor and the vendor. Maintenance should preserve the original design. Damaged systems should be repaired as quickly as they are discovered. Bulb replacement should be done during the first working day after the outage is reported.

8. Surfaces--Sweeping, cleaning and washing of surfaces needs to be done so that at no time does an accumulation of sand, dirt and leaves distract from the looks or safety of the area. Repainting or restaining of structures should occur when weather or wear deteriorate the appearance of the covering. Stains to surfaces should be taken off within five working days. Graffiti should be washed off or painted over the next working day after application.

9. Repairs - Repairs to all elements of the design should be done immediately upon discovery provided replacement parts and technicians are available to accomplish the job. When disruption to the public might be major and the repair not critical, repairs may be postponed to a time period which is least disruptive.

10. Inspection of this area should be done daily by a member of staff.

11. Floral plantings - Normally extensive or unusual floral plantings are part of the design. These may include ground level beds, planters or hanging baskets. Often multiple plantings are scheduled, usually at least two blooming cycles per year. Some designs may call for a more frequent rotation of bloom. Maximum care of watering, fertilizing, disease control, disbudding and weeding is necessary. Weeding flowers and shrubs is done a minimum of once per week. The desired standard is essentially weed free.

12. Restrooms—At least once per day servicing. Especially high traffic areas may require multiple servicings or a person assigned as an attendant.

13. Special features-- Features such as fountains, drinking fountains, sculpture, speaker systems, structural art, flag poles or parking and crowd control devices may be part of the integral design. Maintenance requirements can vary drastically but for this mode it should be of the highest possible order.

DETAILED EXPLANATION OF MODES

MODE I – SPORTS B

State of the art maintenance applied to a high-quality sports field or facility that receives high usage for practices.

1. Turf care--Grass height maintained at less than 2". Mowed at least once per week, including the "off-season" as there will be over seeding to ensure that there is year-round turf. Aeration is required on a quarterly basis. Reseeding or sodding as needed. Weed control should be practiced using pre and post emergent herbicides so that no more than five percent of the surface has weeds present.

2. Fertilizer -- Adequate fertilization applied to plant species according to their optimum requirements. Application rates and times should ensure an even supply of nutrients for the entire year. Nitrogen, phosphorus and potassium percentages should follow local recommendations from your County Extension Service. Trees, shrubs and flowers should be fertilized according to their individual requirements

of nutrients for optimum growth. Unusually long or short growing seasons may modify the requirement slightly.

3. Irrigation — Automatic irrigation system used. Frequency and duration depends on rainfall, temperature, season and demands of plant material. Irrigation tests conducted at least once per week and full irrigation audits conducted twice per year.

4. Litter control--Minimum of once per day, 7 days per week. Extremely high visitation may increase the frequency. Receptacles should be plentiful enough to hold all trash generated between servicing without normally overflowing.

5. Pruning-- Frequency dictated primarily by species and variety of trees and shrubs. Length of growing season and design concept also a controlling factor as are clipped hedges versus natural style. Timing usually scheduled to coincide with low demand periods or to take advantage of special growing characteristics such as pruning after flowering.

6. Disease and/insect Control - Control program may use any of three philosophies: 1.) Preventative; a scheduled chemical or cultural program designed to prevent significant damage. 2.) Corrective; application of chemical or mechanical controls designed to eliminate observed problems. 3.) Integrated pest management; withholding any controls until such time as pests demonstrate damage to plant materials or become a demonstrated irritant in the case of flies, mosquitoes, gnats, etc. At this maintenance level the controlling objective is to not have the public notice any problems. It is anticipated at Mode I — Sports B that problems will either be prevented or observed at a very early stage and corrected immediately.

7. Lighting - Light tests on any sports lights conducted once per month. Any outage not detected by system to be reported immediately to the Parks Operations Supervisor and the vendor. Maintenance should preserve the original design. Damaged systems should be repaired as quickly as they are discovered. Bulb replacement should be done during the first working day after the outage is reported.

8. Surfaces--Sweeping, cleaning and washing of surfaces needs to be done so that at no time does an accumulation of sand, dirt and leaves distract from the looks or safety of the area. Repainting or restaining of structures should occur when weather or wear deteriorate the appearance of the covering. Stains to surfaces should be taken off within five working days. Graffiti should be washed off or painted over

the next working day after application.

9. Repairs - Repairs to all elements of the design should be done immediately upon discovery provided replacement parts and technicians are available to accomplish the job. When disruption to the public might be major and the repair not critical, repairs may be postponed to a time period which is least disruptive.

10. Inspection of this area should be done daily by a member of staff.

11. Floral plantings - Normally extensive or unusual floral plantings are part of the design. These may include ground level beds, planters or hanging baskets. Often multiple plantings are scheduled, usually at least two blooming cycles per year. Some designs may call for a more frequent rotation of bloom. Maximum care of watering, fertilizing, disease control, disbudding and weeding is necessary. Weeding flowers and shrubs is done a minimum of once per week. The desired standard is essentially weed free.

12. Restrooms—At least once per day servicing. Especially high traffic areas may require multiple servicings or a person assigned as an attendant.

13. Special features-- Features such as fountains, drinking fountains, sculpture, speaker systems, structural art, flag poles or parking and crowd control devices may be part of the integral design. Maintenance requirements can vary drastically but for this mode it should be of the highest possible order.

DETAILED EXPLANATION OF MODES

MODE I

State of the art maintenance applied to a high quality diverse landscape. Usually associated with high traffic urban areas such as public squares, malls, governmental grounds or high visitation parks.

1. Turf care--Grass height maintained according to species and variety of grass. Mowed at least once per week during the growing season. Aeration as required, not less than twice per year. Reseeding or sodding as needed. Weed control should be practiced so that no more than five percent of the surface has weeds present.

2. Fertilizer -- Adequate fertilization applied to plant species according to their optimum requirements. Application rates and times should ensure an even supply of nutrients for the entire year. Nitrogen, phosphorus and potassium percentages should follow local recommendations from your County Extension Service. Trees, shrubs and flowers should be fertilized according to their individual requirements of nutrients for optimum growth. Unusually long or short growing seasons may modify the requirement slightly.

3. Irrigation — Automatic irrigation commonly used. Frequency and duration depends on rainfall, temperature, season and demands of plant material.

4. Litter control--Minimum of once per day, 7 days per week. Extremely high visitation may increase the frequency. Receptacles should be plentiful enough to hold all trash generated between servicing without normally overflowing.

5. Pruning-- Frequency dictated primarily by species and variety of trees and shrubs. Length of growing season and design concept also a controlling factor as are clipped hedges versus natural style. Timing usually scheduled to coincide with low demand periods or to take advantage of special growing characteristics such as pruning after flowering.

6. Disease and/insect Control - Control program may use any of three philosophies: 1.) Preventative; a scheduled chemical or cultural program designed to prevent significant damage. 2.) Corrective; application of chemical or mechanical controls designed to eliminate observed problems. 3.) Integrated pest management; withholding any controls until such time as pests demonstrate damage to plant materials or become a demonstrated irritant in the case of flies, mosquitoes, gnats, etc. At this maintenance level the controlling objective is to not have the public notice any problems. It is anticipated at Mode I that problems will either be prevented or observed at a very early stage and corrected immediately.

7. Lighting - Maintenance should preserve the original design. Damaged systems should be repaired as quickly as they are discovered. Bulb replacement should be done during the first working day after the outage is reported.

8. Surfaces--Sweeping, cleaning and washing of surfaces needs to be done so that at no time does an accumulation of sand, dirt and leaves distract from the looks or safety of the area. Repainting or restaining of structures should occur when weather or wear deteriorate the appearance of the covering. Stains to surfaces should be taken off within five working days. Graffiti should be washed off or painted over

the next working day after application.

9. Repairs - Repairs to all elements of the design should be done immediately upon discovery provided replacement parts and technicians are available to accomplish the job. When disruption to the public might be major and the repair not critical, repairs may be postponed to a time period which is least disruptive.

10. Inspection of this area should be done daily by a member of staff.

11. Floral plantings - Normally extensive or unusual floral plantings are part of the design. These may include ground level beds, planters or hanging baskets. Often multiple plantings are scheduled, usually at least two blooming cycles per year. Some designs may call for a more frequent rotation of bloom. Maximum care of watering, fertilizing, disease control, disbudding and weeding is necessary. Weeding flowers and shrubs is done a minimum of once per week. The desired standard is essentially weed free.

12. Restrooms--Not always a part of the design but where required will normally receive no less than once per day servicing. Especially high traffic areas may require multiple servicing or a person assigned as attendant.

13. Special features-- Features such as fountains, drinking fountains, sculpture, speaker systems, structural art, flag poles or parking and crowd control devices may be part of the integral design. Maintenance requirements can vary drastically but for this mode it should be of the

highest possible order.



DETAILED EXPLANATION OF MODES

MODE II

High level maintenance--associated with well developed park areas with reasonably high visitation.

1. Turf care--Grass cut once per ten (10) day period during the growing season. Aeration as required but not less than once per year. Reseeding or sodding when bare spots are present. Weed control practiced when weeds present visible problem. Some pre-emergent products may be utilized at this level.

2. Fertilizer--Adequate fertilizer level to ensure that all plant materials are healthy and growing vigorously. Amounts depend on species, length of growing season, soils and rainfall. Distribution should ensure an even supply of nutrients for the entire year. Nitrogen, phosphorus and potassium percentage should follow local recommendations from the County Extension Service. Trees, shrubs and flowers should receive fertilizer levels to ensure optimum growth.

3. Irrigation--Some type of irrigation system available. Frequency of use follows rainfall, temperature, seasonal length, and demands of plant material.

4. Litter control--Minimum of once per day, two days a week. Off-site movement of trash dependent on size of containers and use by the public. Containers are serviced.

5. Pruning-- Usually done at least once per season for training and/or clearance unless species planted dictate more frequent attention. Sculptured hedges or high growth species may dictate a more frequent requirement than most trees and shrubs in natural growth style plantings.

6. Diseases and disease control--Usually done when disease or insects are inflicting noticeable damage, reducing vigor of plant materials or could be considered a bother to the public. Some preventative measures may be utilized such as systemic chemical treatments. Cultural prevention of disease problems can reduce time spent in this category. Some minor problems may be tolerated at this level.

7. Lighting -- Replacement or repair of fixtures when observed or reported as not working.

8. Surfaces -- Should be cleaned, repaired, repainted or replaced when appearance has noticeably deteriorated.

9. Repairs--Should be done whenever safety, function, or bad appearance is in question.

10. Inspection - Inspection twice per week when regular staff is scheduled.

11. Floral planting--Some sort of floral plantings present. Normally no more complex than two rotations of bloom per year. Care cycle usually at least once per week except watering may be more frequent. Health and vigor dictate cycle of fertilization and disease control. Beds essentially kept weed free.

12. Restrooms - When present should be maintained at least twice per week as long as they are open to public use. High use may dictate more. Servicing period should ensure an adequate supply of paper and that restrooms are reasonably clean and free from bad odors.

13. Special features--Should be maintained for safety, function and high quality appearance as per established design.

DETAILED EXPLANATION OF MODES

MODE III

Moderate level maintenance associated with moderately developed parks with intermediate to low levels of usage.

1. Turf care -- Cut once every two weeks. Normally not aerated unless turf quality indicates a need or in anticipation of an application of fertilizer. Reseeding or resodding done only when major bare spots appear. Weed control practiced when weeds present a visible problem.

2. Fertilizer Applied only when turf vigor seems to be low. Low level application done on a once per year basis. Rate suggested is one-half the level recommended for species and variety.

3. Irrigation—Irrigation not typical. If present, frequency and duration depend on rainfall, temperature, season and demands of plant material.

4. Litter control-- Minimum service of two times per week. High use may dictate higher levels during warm season.

5. Pruning -- When required for health, clearance or reasonable appearance. With most tree and shrub species this is every one to three years.

6. Disease and Insect Control--Done only on epidemic or serious complaint basis. Control measures may be put into effect when the health or survival of the plant material is threatened or where there may be a public nuisance.

7. Lighting -- Replacement or repair of fixtures when report filed or when noticed by employees.

8. Surfaces — Cleaned, repaired, repainted or replaced when appearance has noticeably deteriorated.

9. Repairs--Should be done whenever safety or function is in question.

10. Inspections--Once per week.

11. Floral planting--Only perennials or flowering trees or shrubs

12. Rest rooms -- When present, serviced a minimum of twice per week. High use may dictate higher levels during warm season.

13. Special features — Maintained as needed for function and safety.

DETAILED EXPLANATION OF MODES

MODE IV

Low level of maintenance associated with undeveloped or remote parks with low level of usage.

1. Turf care - Low frequency mowing schedule based on species. Low growing grasses may not be mowed. High grasses may receive periodic mowing to aid public use or reduce fire danger. Weed control limited to legal requirements of noxious weeds.

2. Fertilizer--Not fertilized.

3. Irrigation--No irrigation.

4. Litter control -- Once per week or less. Complaint may increase level above one servicing.

5. Pruning-- No regular trimming. Safety or damage from weather may dictate actual work schedule.

6. Disease and Insect Control--None except where epidemic and epidemic condition threatens resource or public.

7. Lighting-- Replacement on complaint or employee discovery.

8. Surfaces -- Replaced or repaired when safety is a concern and when budget is available.

9. Repairs - Should be done when safety or function is in question.

10. Inspections — Once per week.

11. Floral plantings -- None, may have wildflowers, perennials, flowering trees or shrubs in place.

12. Restrooms--When present, twice per week.

13. Special features-- Minimum maintenance to allow safe use.

DETAILED EXPLANATION OF MODES

MODE V

Low level of maintenance for natural areas associated with limited opportunities for recreational use.

1. Turf care -- Normally not mowed but grassed parking lots, approaches to buildings or road shoulders, may be cut to reduce fire danger. Weed control on noxious weeds.

2. Fertilizer--None.

3. Irrigation--None.

4. Litter control -- Based on visitation, may be more than once per day if crowds dictate that level.

5. Pruning--Only done for safety.

6. Insect and Disease Control--Done only to ensure safety or when problem seriously discourages public use.

.

7. Lighting-- Replaced on complaint or when noticed by employees.

8. Surfaces--Cleaned on complaint. Repaired or replaced when budget will permit.

9. Repairs -- Done when safety or function impaired. Should have same year service on poor appearance.

10. Inspection -- Once per day when staff is available.

11. Floral planting - None introduced except at special locations such as interpretive buildings, headquarters, etc. Once per week service on these designs. Flowering trees and shrubs, wildflowers, present but demand no regular maintenance.

12. Restrooms-- Frequency geared to visitor level. Twice per week is the common routine but for some locations and reasons frequency may be more often.

13. Special features--Repaired whenever safety or function is a concern. Appearance corrected in the current budget year.

DETAILED EXPLANATION OF MODES

MODE VI - GROW ZONE

Minimum level of maintenance for areas identified as "Grow Zones".

1. Turf areas—Mowed at least once per month one mower's width along any trail, sidewalk or street. Mowed at least once per month two mower's width along the fences and/or property lines of adjacent properties. The remaining area to be mowed no more than twice per year and done so only after wildflowers and native plants have gone to seed. Wildflower and native grass seed applied at an appropriate rate to get areas established. Weed control only if legal requirements demand it.

2. Fertilizer--Not fertilized.

3. Irrigation--No irrigation.

4. Litter control-- On demand or complaint basis.

5. Pruning -- No pruning unless safety is involved.

6. Disease insect control - No control except in epidemic or safety situations.

7. Lighting -- Replacement on complaint basis.

8. Surfaces -- Serviced when safety is consideration

9. Repairs -- Should be done when safety or function is in question.

10. Inspection - Once per week.

11. Floral plantings--None.

12. Restrooms - Service based on need.

13. Special features - Service based on lowest acceptable frequency for feature. Safety and function interruption a concern when either seem significant.

DETAILED EXPLANATION OF MODES

MODE VI

Minimum level of maintenance for undeveloped properties.

1. Turf areas--Not mowed. Weed control only if legal requirements demand it.

2. Fertilizer--Not fertilized.

3. Irrigation--No irrigation.

4. Litter control-- On demand or complaint basis.

5. Pruning -- No pruning unless safety is involved.

6. Disease insect control - No control except in epidemic or safety situations.

7. Lighting -- Replacement on complaint basis.

8. Surfaces -- Serviced when safety is consideration

9. Repairs -- Should be done when safety or function is in question.

10. Inspection - Once per week.

11. Floral plantings--None.

12. Rest rooms - Service based on need.

13. Special features - Service based on lowest acceptable frequency for feature. Safety and function interruption a concern when either seem significant.

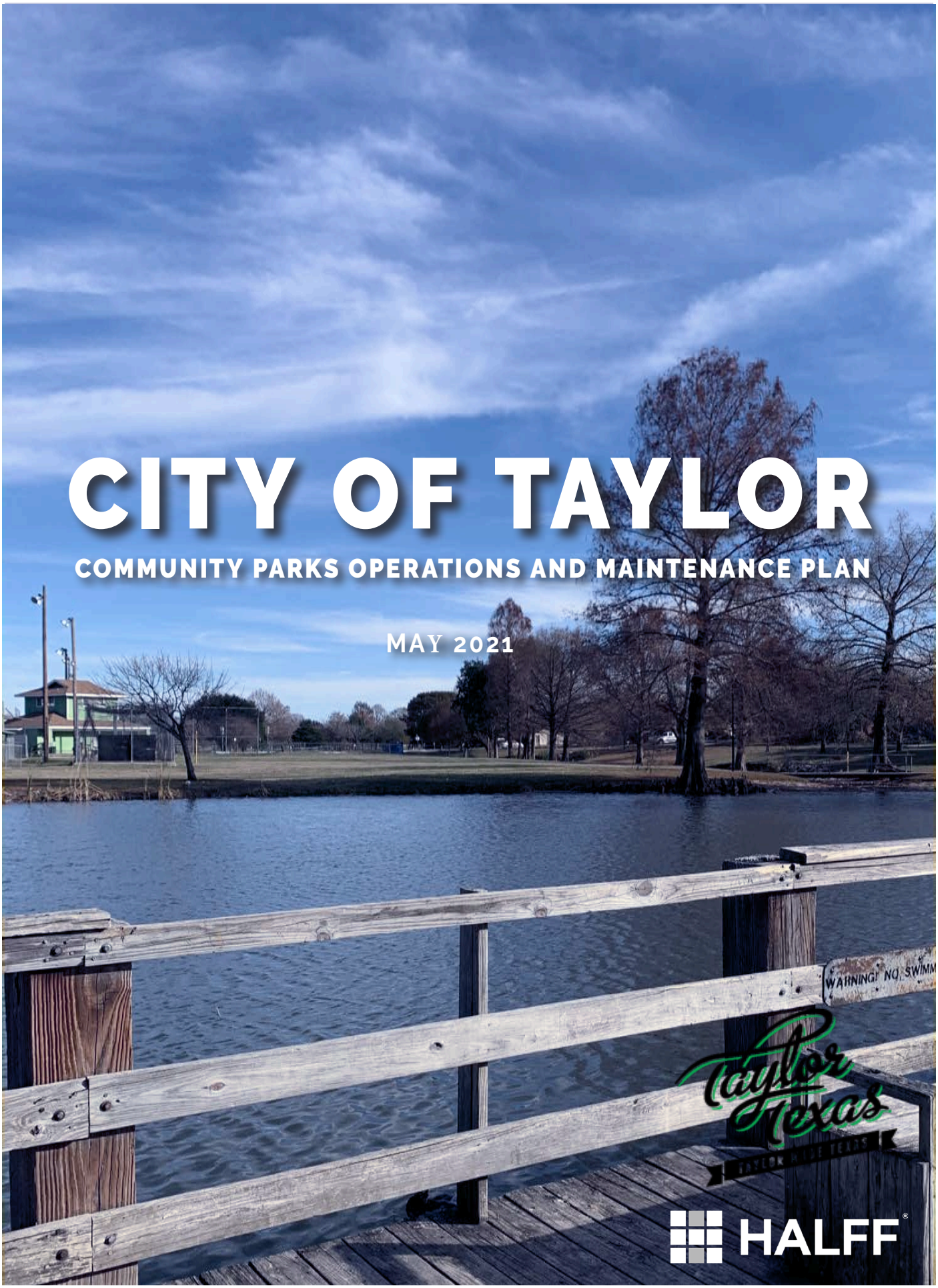

CITY OF TAYLOR

COMMUNITY PARKS OPERATIONS AND MAINTENANCE PLAN

MAY 2021

HALFF®

City Council Meeting
June 24, 2021
Transmittal Letter

STRATEGIC PILLAR
☒ Streets/Infrastructure
☒ Quality of Life
☒ Economic Vitality

Agenda Item #: 8

Agenda Title: **Receive presentation on state of the Taylor City Manager Department**

Council Action to be taken: Receive presentation

Department Submitted: City Management

Staff Contact: Brian Laborde, City Manager
Jeff Jenkins, Deputy City Manager

1. PURPOSE/DESCRIPTION

The purpose of this agenda item is for City Management to present a high-level assessment of the Taylor City Management Department. This presentation will go over strengths, weaknesses, opportunities, and threats, as well as present priorities to focus on in the coming years.

2. STAFF ANALYSIS / BACKGROUND / PRIOR COUNCIL ACTIONS

Administratively Taylor has been led by a city manager since 1914. The first Taylor city manager was named W.E. Dozier. From 1914, eighteen city managers have been appointed to the office and their collective efforts have progressed Taylor over the past 107 years using experience, knowledge, and best practices to manage Taylor in an effectively and efficiently.

This presentation will provide background on the strengths, weaknesses, opportunities and threats the city management department sees in the future for the department and the city.

3. PROS and CONS

PROS	CONS
• N/A	• N/A

4. RECOMMENDATION

Receive presentation.

5. FUNDING SOURCE

N/A

6. TIMELINE

N/A

7. OTHER OPTIONS (In order of preference)

N/A

8. ATTACHMENTS

8a. PowerPoint Presentation

City of Taylor

State of the Taylor City Management Department

Background

Taylor Home Rule and Council-Manager Form of Government since 1914

Total department staffing – 4

City Manager, Deputy City Manager, Assistant City Manager/Director of Development Services and Executive Assistant

Staff Organizational Chart

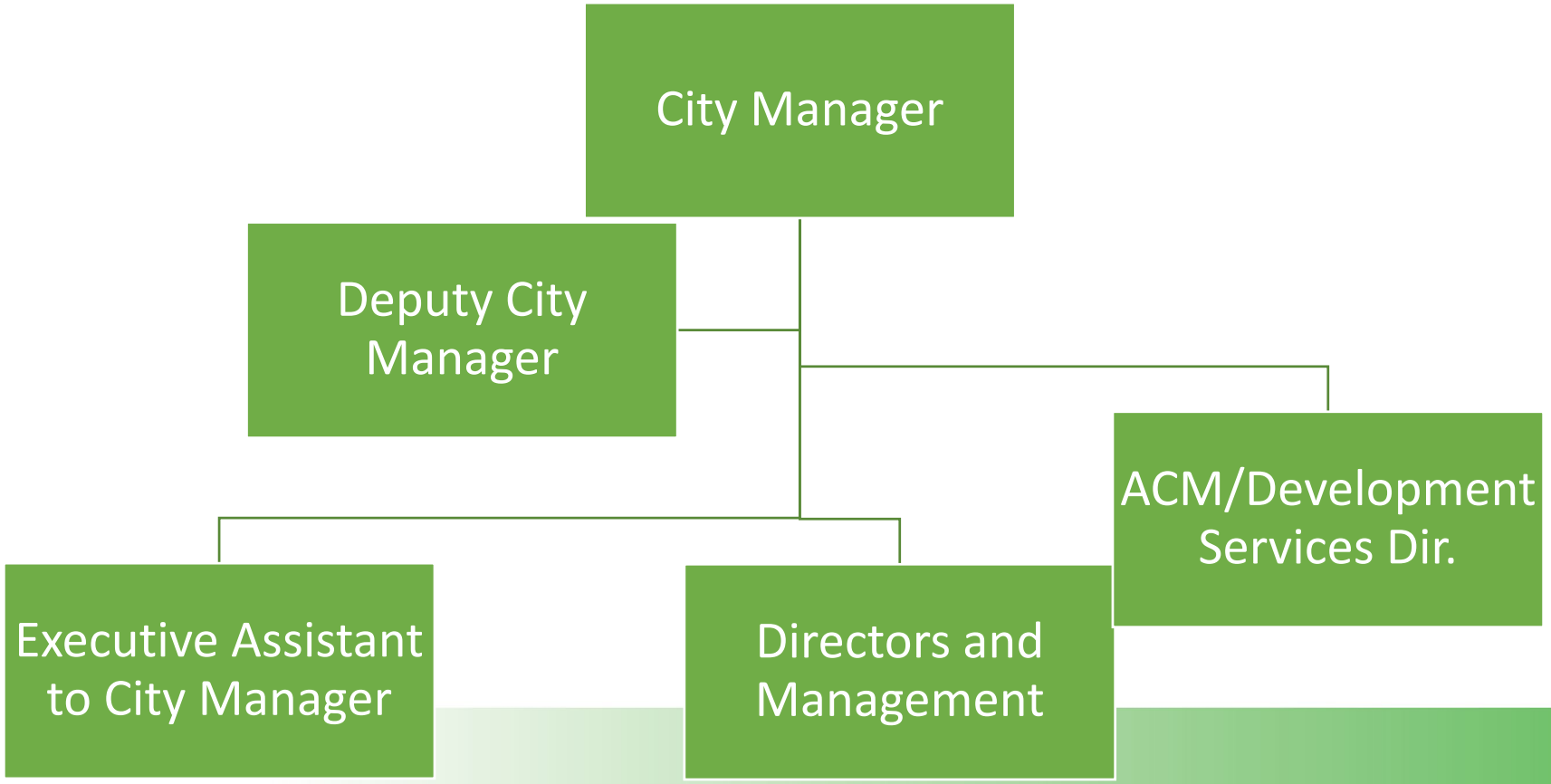

History of City Management in Taylor

- Council Manager was a Progressive Area Reform: Prior to this Cities were run poorly by Political Machines in 1800s. This system put responsibility to experience politically impartial Administrator.
- First City Manager appointed credited to Staunton, VA in 1908
- First Taylor City Manager- W. E. Dozier prior 1916
- 18 Appointed as City Managers over 107 years
- A. V. Hyde served 14 years as City Manager
- Council-Manager Form of Government is most widely used form of government in US cities over 5,000
- Council-Manager Form is popular in Canada, Australia, the Netherlands, New Zealand, the United Kingdom and Honduras

Taylor Weekly Press, Feb. 23, 1917

BANKERS SEE PROGRESS HERE

FROM SATURDAY'S DAILY..

Bankers who attended the Third District Convention in Taylor three years ago were lavish in their praise of the progress which this city has made during this time. They were truly astounded with the amount of paving which has been laid upon the streets of Taylor.

"The progress of your city is more than typical of the progress of the southwest," stated H. W. Kramer of the Stockyards Bank of East St. Louis. "It is a splendid testimonial of the City Manager plan of government.

The highest compliment paid Taylor by the northern bankers was that in improvement and general prosperity that Taylor is far ahead of the northern cities of the same size much older than is this city. They

What do we do?

Ensure	Ensure responsible organization and fiscal management of the City
Implement and administer	Effectively implement and administer the goals and policies established by the City Council
Advise	Advise City Council on reliable methods of responding to community need
Respond	Ensure responses to Citizen requests are handled efficiently
Provide	Ensure department are providing efficient, effective and friend customer service
Build	Build relationships with local, state and federal partners
Plan	Plan for future growth needs of the City
Manage	Manage Capital Improvement project development and delivery
Drive	Drive achieving strategic plan goals within Streets/Infrastructure, Quality of Life and Economic Vitality

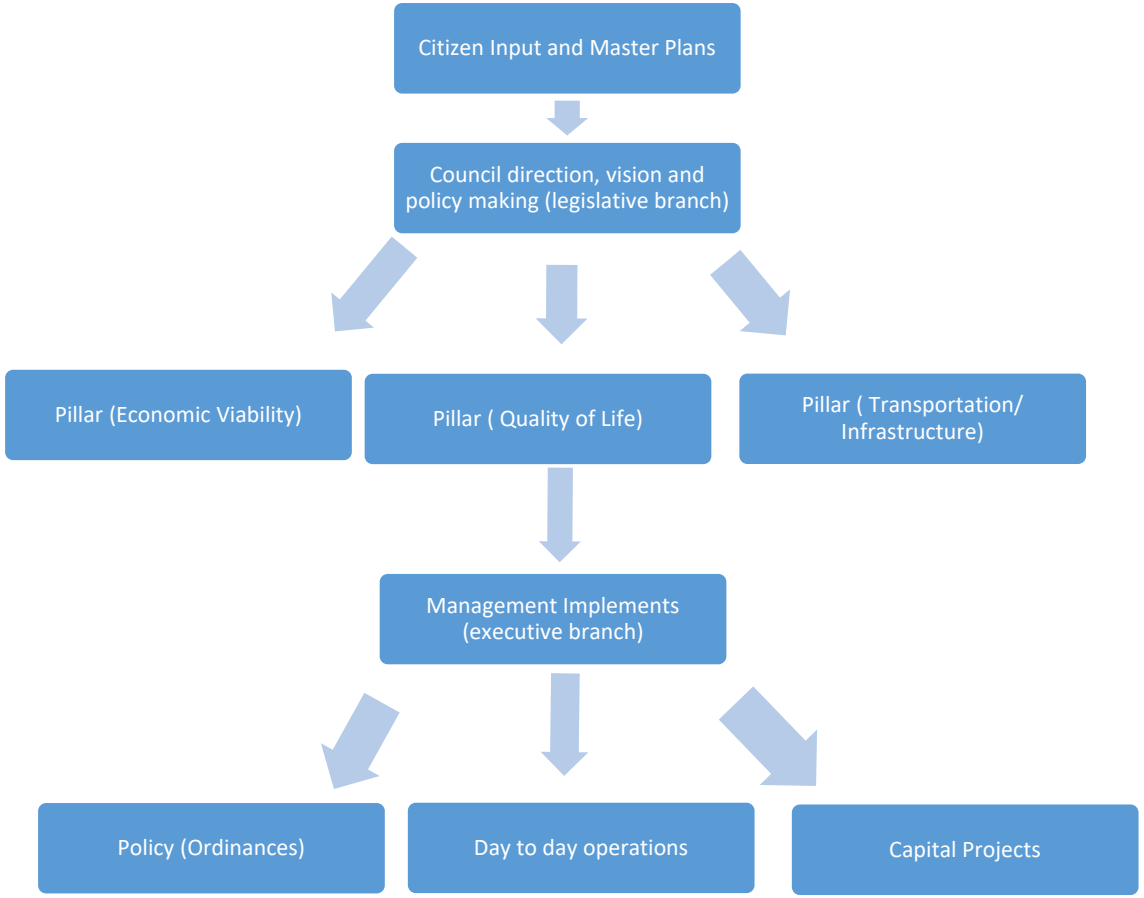
Citizen Input and Master Plans
Council direction, vision and policy making (legislative branch)
Pillar (Economic Viability)
Pillar (Quality of Life)
Pillar (Transportation/ Infrastructure)
Management Implements (executive branch)
Policy (Ordinances)
Day to day operations
Capital Projects

Focus on achieving Strategic Plan Goals

Vision:

- Taylor is a vibrant, diverse, friendly, growing community that has retained our historic character and small-town feel. We are financially stable and are known for our…
    - Exceptional mobility/connectivity
    - Diversity of housing and business
    - Beautiful parks
    - Engaged citizens
    - Facilities and programs for people in every stage of life

Goals:

- Financial- To be good stewards of the City's resources
- Customer- Our residents and businesses are proud to call Taylor home
- Internal Process- Our clearly defined processes and procedures make it easy to do business with the city
- Employee- Our knowledgeable, engaged employees deliver an exception customer experience by doing job they love
- Culture- Our friendly, welcoming environment attracts residents, businesses, and visitors

Specific Strategies are identified in the Strategic Plan from 2020

Strengths

- Experienced, ethical and educated staff
  - Been in the trenches
  - CM,DCM,ACM combined 56 years Government Leadership
- City Manager form of government
- Position and dynamic state of Taylor today affords meaningful work
- Supportive Council
- Resources to do work
- Team works well together
- High morale
- Effective customer service
- Empathy
- Good relationship with community partners
- Leadership

Weaknesses

- **Improve on recruiting and retention efforts**
  - Pay
  - Diversity Equity and Inclusion
- **Improve DEI culture**
- **Managing growth and infrastructure**
  - Understand and maintain Strong Town approach
  - Burnout
  - Maintaining exceptional customer service
  - Condition, capacity and redundancy
- **State Revenue Caps and overall local government preemption**
- **Managing expectations – projects outweigh budget and resources available**
- **Level of resources to potential growth- catch up**
- **Rush to get updated future land use plan**

Opportunities

Growth

- Revenue
- Shape Taylor for the next 20 years
- Economies of scale
- Increase in diversity and workforce

Decide how we:

- Grow and develop
- Increase value
- Trust
- Diversity
- Economic Development
- Collaboration with organizational partners
- Attractive to live, work and play
  - Affordability
  - Quality of life



Threats

- **Growth**
  - Hyper growth. Resources cannot keep up with expectations or development patterns
  - Development pressure to conform to market expectations
  - Self inflicted moratorium- lack of capacity
  - Affordability; gentrification
  - Loss of sense of community
- **Political climate changes**
  - Change direction
- **State Legislative Preemption** and further reduction in revenue. Erosion of local control

Priorities

- Attract, recruit and retain Employees
- Improve DEI culture
  - Recruit and retain talent
- Complete Comprehensive Plan and proactively manage development
- Improve Infrastructure by looking at all opportunities to fund and improve
- Focus on Economic Development Opportunities
- Protect health, welfare and safety of community resident and visitors
- Enhance our Quality of Life with additional upgrades to our Parks system
- Maximize opportunities and achieve strategic plan goals

Questions?

Taylor Texas

CITY OF TAYLOR TX

City Council Meeting
June 24, 2021
Transmittal Letter

STRATEGIC PILLAR

☐ Streets/Infrastructure

☒ Quality of Life

☐ Economic Vitality

Agenda Item #: 9

Agenda Title: **Consider Ordinance 2021-16, amending Ordinance 2008-40 to authorize city manager or city manager's designee to designate special public event parking areas in municipal parks**

Council Action to be taken: Adopt ordinance

Department Submitted: Police, City Attorney

Staff Contact: Henry Fluck, Chief of Police
Mark Schroeder, City Attorney

1. PURPOSE/DESCRIPTION

There are special public events located in or near the municipal parks which require additional parking within the park to accommodate attendees.

2. STAFF ANALYSIS / BACKGROUND / PRIOR COUNCIL ACTIONS

There have been special events in the past where there have been requests to allow parking on the grass in a City Park to accommodate the large number of attendees. This is contrary to the current Ordinance Section 19.5-3 (a) No motorized vehicle shall park or be parked in any municipal park except in designated areas allowing such motorized vehicle to be parked.

For certain special public events requiring additional parking within the municipal park, there is a need to expand the parking to accommodate attendees. Therefore, staff is requesting that the city manager or city manager's designee to be authorized to temporarily designate an area within any municipal park where parking is normally prohibited as a special event parking area to accommodate the additional parking needs for the special public event. When designating the special public event parking area, the city manager or his or her designee shall include the location and time period for the designated area. Operation and parking of motorized vehicles will then be permitted within the special public event parking area during the time period designated by the city manager or city manager's designee.

3. PROS and CONS

PROS	CONS
• The Special Event has gained parking capacity. • Additional parking areas are made available to accommodate attendees. • The temporarily designated parking areas are convenient for the attendees and often in close proximity to the special event.	• Grass areas in the park are susceptible to damage, especially if wet. • If drivers are irresponsible, then collisions could occur. • Event volunteers or city staff may need to direct traffic.

4. RECOMMENDATION

Receive draft Ordinance No. 2021-16 as presented or with Council changes.

5. FUNDING SOURCE

N/A

6. TIMELINE

N/A

7. OTHER OPTIONS (In order of preference)

Continue to disallow parking in any municipal park except of normally designated areas.

8. ATTACHMENTS

9a. Draft Ordinance No. 2021-16.

ORDINANCE 2021-16

AN ORDINANCE OF THE CITY OF TAYLOR, TEXAS, AMENDING ORDINANCE NO. 2007-4 AND SECTION 19.5-3(a) OF THE CITY OF TAYLOR CODE OF ORDINANCES TO ALLOW THE CITY MANAGER OR CITY MANAGER'S DESIGNEE THE AUTHORITY TO TEMPORARILY DESIGNATE CERTAIN AREAS WITHIN MUNICIPAL PARKS WHERE PARKING IS NORMALLY PROHIBITED AS SPECIAL PUBLIC EVENT PARKING AREAS; PROVIDING A PUBLICATION CLAUSE; PROVIDING A REPEALING CLAUSE.

PREAMBLE

WHEREAS, Texas law delegates powers to cities for the operation and use of public facilities within the jurisdiction of the city, which public facilities include, without limitation, public parks; and

WHEREAS, it is within the police powers of the City, as well as for the health and safety of the citizens of the City of Taylor, to control the operation and use of its public parks; and

WHEREAS, it is reasonable and necessary under such police powers and for the health and safety of its citizens to prohibit the use of parks in the manner herein after established and to impose a penalty for violation of this Ordinance; and

WHEREAS, there are special public events located in or near the municipal parks which require additional parking within the park to accommodate attendees; and

WHEREAS, the city council desires to grant the city manager or city manager's designee the authority to temporarily designate certain areas within the municipal parks where parking is normally prohibited as special public events parking areas.

NOW THEREFORE, BE IT ORDAINED BY THE CITY COUNCIL OF THE CITY OF TAYLOR, TEXAS:

SECTION 1. All of the facts recited in the preamble to this Ordinance are hereby found by the City Council to be true and correct and are incorporated by reference herein and expressly made a part hereof, as if copied herein verbatim.

SECTION 2. Section 19.5-3(a) of the Taylor City Code of Ordinances and Section 2 of Ordinance No. 2007-4 is hereby amended as follows:

No motorized vehicle shall park or be parked in any municipal park except in designated areas allowing such motorized vehicle to be parked. No motorized vehicle shall be operated or used in any municipal park or on or near any hike and bike trail except on designated public roads located within the park. Unless specifically approved in a Facility Use Agreement, or other similar approval by the City, participants in special public events shall adhere to this section. City-owned vehicles shall be exempt from this section.

For certain special public events requiring additional parking within the municipal park, the city manager or city manager's designee is authorized to temporarily designate an area within any municipal park where parking is normally prohibited as a special event parking area to accommodate the additional parking needs for the special public event. When designating the special public event parking area, the city manager or his or her designee shall include the location and time period for the designated area. Operation and parking of motorized vehicles is permitted within the special public event parking area during the time period designated by the city manager or city manager's designee.

SECTION 3. If any paragraph, sentence, phrase or other portion of this Ordinance should be declared to be unconstitutional by a court of competent jurisdiction, such holding still not affect the remainder of this Ordinance and all portions of the Ordinance not held to be invalid shall continue and remain in full force and effect.

SECTION 4. The City Clerk is hereby authorized and directed to publish the caption of this Ordinance, together with the penalty provision contained therein, in the manner and for the length of time prescribed by law.

In accordance with Article VIII, Section l of the City Charter, this Ordinance was introduced before the City Council of the City of Taylor, Texas, on the 10th day of June, 2021.

PASSED, APPROVED and ADOPTED on this the _____ day of June, 2021

_____
Brandt Rydell, Mayor

ATTEST:

_____
Dianna Barker, City Clerk

CERTIFICATE
THE STATE OF TEXAS
COUNTY OF WILLIAMSON

I, Dianna Barker, being the current City Clerk of the City of Taylor, Texas, do hereby certify that the attached is a true and correct copy of Ordinance No. _____, passed and approved by the City Council of the City of Taylor, Texas, on the ____ day of _____ 2021, and such Ordinance was duly introduced, passed, approved and adopted at meetings open to the public and notices of the meetings, giving the dates, places, and subject matter thereof, were posted as prescribed by Government Code Section 551.043.

Witness my hand and seal of office this, the _____ day of _____ , 2021.

_____
Dianna Barker
City Clerk