AGENDA

CITY OF TAYLOR, TEXAS

CITY COUNCIL MEETING

CITY HALL, COUNCIL CHAMBERS, 400 PORTER STREET

AUGUST 4, 2011, 6:00 P.M.

CALL TO ORDER AND DECLARE A QUORUM

CONSENT AGENDA

(The Consent Agenda includes non-controversial and routine items that the Council may act on with one single vote. The Mayor or any Council member may pull any item from the Consent Agenda to discuss and act upon individually on the Regular Agenda.)

1. Approve Ordinance 2011-21 adopting a plan for redistricting. (Susan Brock)

REGULAR AGENDA – REVIEW/DISCUSS & CONSIDER/ACTION:

2. Discuss and consider action related to the 2011/2012 FY Budget which includes the effective rate calculations.
3. Ad Valorem Tax Rate and 2011-2012 Budget. (Jim Dunaway)
    - Establish upper limit of the ad valorem tax rate and take record vote, to be discussed at a public hearing.
    - Designate the day, time, and place of a public hearing on ad valorem tax rate and 2011-2012 budget

ADJOURN

The Council may vote and/or act upon each of the items listed in this Agenda. The Council reserves the right to retire into executive session concerning any of the items listed on this Agenda, whenever it is considered necessary and legally justified under the Open Meetings Act. I certify that the notice of meeting was posted in the Taylor City Hall Lobby before 6:00 pm on August 1, 2010 and remained posted for at least 72 continuous hours before the scheduled time of said meeting. I further certify that the following news media was notified of this meeting: Taylor Daily Press.

In compliance with the ADA the City Hall and Council Chambers are wheelchair accessible. Reasonable accommodations will be provided for persons attending city council meetings in need of special assistance. Please contact Susan Brock, City Clerk, at least 24 hours prior to the meeting for special assistance.

Posted By:_____

Susan Brock, City Clerk

City Council Meeting
August 4, 2011
Agenda Item Transmittal

Agenda Item #: **1**

Agenda Title: Approve Ordinance 2011-21 adopting a redistricting plan for the city.

Council Action to be taken: Approve by consent Ordinance 2011-21

Initiating Department: **City Administration**

Staff Contact: **Susan Brock, City Clerk**

1. INTRODUCTION/PURPOSE

In order to formally accept the redistricting plan council must do so by Ordinance. This item approves the Ordinance introduced at the July 28th meeting.

2. DESCRIPTION/ JUSTIFICATION

Council approved the Illustrative Plan at the June 9th meeting. A Public Hearing was held on June 30th and another on July 21st. All public comments received at these meetings and during the comment period are attached for your review.

3. FINANCIAL/BUDGET

4. TIMELINE CONSIDERATIONS

Council approved plan A1 at the July 28th meeting and is on schedule for the City's consultant to submit the plan to the Department of Justice for final approval by the end of the year. If precleared by the Department of Justice, the newly defined districts would go into effect for the 2012 elections.

5. RECOMMENDATION

Approve by consent Ordinance 2011-21.

6. REFERENCE FILES

1a Ordinance 2011-21 with exhibits

ORDINANCE NO. 2011-21

AN ORDINANCE OF THE CITY COUNCIL OF THE CITY OF TAYLOR, TEXAS, APPROVING THE REDISTRICTING OF THE CITY'S SINGLE-MEMBER COUNCIL DISTRICTS AND ESTABLISHING NEW DISTRICT BOUNDARY LINES BASED ON 2010 CENSUS DATA FOR TAYLOR CITY COUNCIL ELECTIONS; DIRECTING THE CITY'S REDISTRICTING CONSULTANT TO SUBMIT THE ADOPTED PLAN FOR PRECLEARANCE UNDER SECTION 5 OF THE FEDERAL VOTING RIGHTS ACT; AND PROVIDING FOR AN EFFECTIVE DATE.

WHEREAS, the results of the 2010 federal Census have been considered and indicate that the City of Taylor's single-member council districts are sufficiently out of population balance to require redistricting in order to comply with the "one-person, one-vote" (equal population) principle established by the U.S. Constitution; and

WHEREAS, the City of Taylor (the "City") engaged the law firm of Bickerstaff Heath Delgado Acosta LLP to act as the City's redistricting consultant, including advising and assisting the City Council in preparation of a new redistricting plan in compliance with applicable requirements of state and federal law; and

WHEREAS, on April 28, 2011, the City Council adopted redistricting criteria to assist the City and the public in developing redistricting plans which comply with applicable federal and state laws, and the adopted redistricting criteria were applied in the development of the City's new redistricting plan; and

WHEREAS, on April 28, 2011, the City Council also adopted redistricting guidelines regarding the submission of comments and proposed plans by the public, to ensure the ability of the City to timely receive and adequately consider them; and

WHEREAS, during the redistricting process the City provided notice to the public of its proposed discussions and development of a redistricting plan through meeting agendas posted in compliance with the Texas Open Meetings Act, notices on the City's website, and publication of newspaper notices regarding public hearings; and

WHEREAS, the City Council has considered the proposed redistricting plan at City Council meetings on May 26, 2011 and June 9, 2011, and the plan was presented at a public hearing held on June 30, 2011 and July 21, 2011; and

WHEREAS, the City Council has considered oral testimony, written comments, reports from the City's redistricting consultant, and various proposed plans regarding the appropriate reconfiguration of the council member districts; and

WHEREAS, the City Council finds that the attached city council district redistricting plan is in the best interest of the citizens of the City, complies with the adopted redistricting criteria, and is believed to comply with all state and federal requirements, including requirements for preclearance under Section 5 of the federal Voting Rights Act.

NOW, THEREFORE, BE IT ORDAINED BY THE CITY COUNCIL OF THE CITY OF TAYLOR, WILLIAMSON COUNTY, TEXAS:

A. That the existing single-member council district boundary lines for the City of Taylor are hereby amended, and the new districting plan depicted on the map attached hereto as **Exhibit A**, defining new districts, as such new districts are further described in the tables attached hereto as **Exhibit B** reporting populations and demographic statistics for each such new district, is hereby adopted and designated to define the City's four (4) single-member council districts from and after the Effective Date; that **Exhibits A** and **B** are incorporated by reference in and made a part of this Ordinance, and shall be kept on file in the City Clerk's Office; and, further, that the City's redistricting consultant is hereby authorized and directed to submit the adopted plan to the United States Department of Justice for preclearance under the Section 5 of the Voting Rights Act.

B. That this Ordinance shall take and be given effect immediately upon preclearance of the adopted plan under Section 5 of the Voting Rights Act; and that thereafter all Taylor City Council elections shall be held under and in accordance with the new single-member council district districting plan here adopted by the City Council and precleared by the Department of Justice, until such time as a subsequent lawfully-enacted districting plan shall be adopted to replace this plan and has been precleared under Section 5 or its successor statute, as applicable.

PASSED AND APPROVED by the City Council of the City of Taylor, Texas this _____ day of _____, 2011.

CITY OF TAYLOR, TEXAS

_____
Donald R. Hill, MAYOR

ATTEST:

_____
Susan Brock, CITY CLERK

APPROVED AS TO FORM:

_____
CITY ATTORNEY

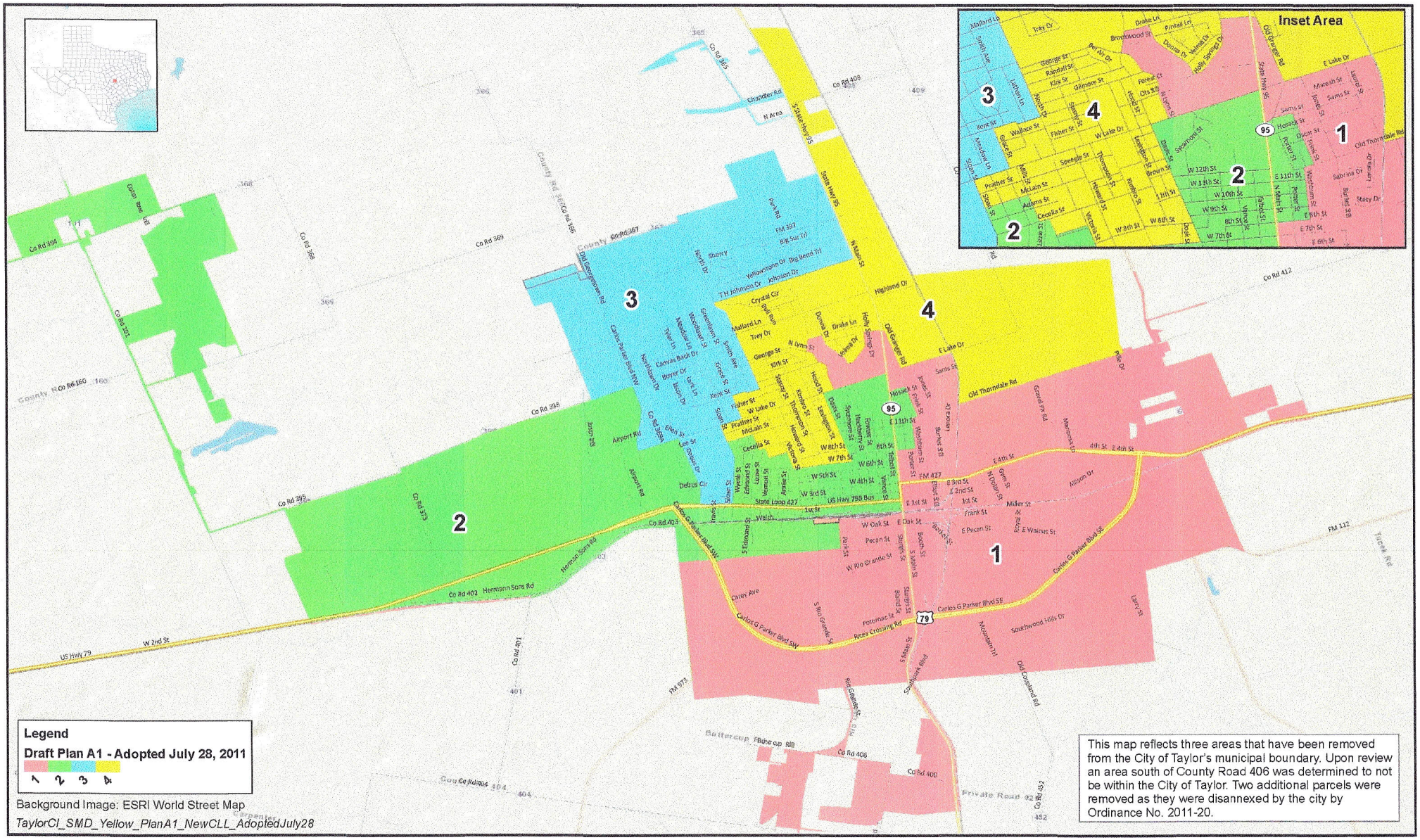

0 0.2 0.4 0.8 Miles

Coordinate System: GCS North American 1983;
Datum: North American 1983; Created: 7/30/11

City of Taylor
Draft Plan A1 - Adopted July 28, 2011

© 2011 Bickerstaff Heath Delgado Acosta LLP
Data Source: Roads, Water and other features obtained from the 2010 Tiger/line files, U.S. Census Bureau

City of Taylor

Draft Plan A1 - Adopted July 28, 2011

Detailed 2010 Census Total and Voting Age Population

District	Persons	Ideal Size	Deviation	Hispanic	% of Total Hispanic Population	Anglo	% of Total Anglo Population	Black	% of Total Black Population	American Indian	% of Total American Indian Population	Asian	% of Total Asian Population	Hawaiian-Pacific Islander	% of Total Hawaiian Pacific Islander Population	Other	% of Total Other Population	Two or More	% of Total Two or More Population
1	3,672	3,798	-3.32%	2,148	58.50%	796	21.68%	640	17.43%	15	0.41%	21	0.57%	4	0.11%	15	0.41%	35	0.95%
2	3,636	3,798	-4.27%	2,111	58.06%	1,146	31.52%	285	7.84%	11	0.30%	25	0.69%	2	0.06%	5	0.14%	49	1.35%
3	3,971	3,798	4.56%	1,152	29.01%	2,455	61.82%	273	6.87%	21	0.53%	20	0.50%	1	0.03%	4	0.10%	46	1.16%
4	3,912	3,798	3.00%	1,082	27.66%	2,509	64.14%	234	5.98%	10	0.26%	30	0.77%	1	0.03%	8	0.20%	39	1.00%
Totals	**15,191**			**6,493**	**42.74%**	**6,906**	**45.46%**	**1,432**	**9.43%**	**57**	**0.38%**	**96**	**0.63%**	**8**	**0.05%**	**32**	**0.21%**	**169**	**1.11%**

Ideal Size = 15,191 / 4 = 3,798 per district.

Some percentages may be subject to rounding error.

District	Total VAP*			Hispanic VAP	% of Total Hispanic VAP	Anglo VAP	% of Total Anglo VAP	Black VAP	% of Total Black VAP	American Indian VAP	% of Total American Indian VAP	Asian VAP	% of Total Asian VAP	Hawaiian-Pacific Islander VAP	% of Total Hawaiian-Pacific Islander VAP	Other VAP	% of Total Other VAP	Two or More VAP	% of Total Two or More VAP
1	2,525			1,302	51.56%	663	26.26%	503	19.92%	9	0.36%	16	0.63%	4	0.16%	11	0.44%	17	0.67%
2	2,688			1,492	55.51%	935	34.78%	202	7.51%	8	0.30%	19	0.71%	1	0.04%	4	0.15%	25	0.93%
3	2,795			653	23.36%	1,926	68.91%	168	6.01%	15	0.54%	18	0.64%	1	0.04%	1	0.04%	14	0.50%
4	3,011			701	23.28%	2,096	69.61%	160	5.31%	9	0.30%	23	0.76%	1	0.03%	3	0.10%	18	0.60%
Totals	**11,019**			**4,148**	**37.64%**	**5,620**	**51.00%**	**1,033**	**9.37%**	**41**	**0.37%**	**76**	**0.69%**	**7**	**0.06%**	**19**	**0.17%**	**74**	**0.67%**

*Voting Age Population

Some percentages may be subject to rounding error.

City of Taylor

Draft Plan A1 - Adopted July 28, 2011

Summary 2010 Census Total and Voting Age Population

District	Persons	Deviation	Hispanic % of Total Population	Non-Hispanic Anglo % of Total Population	Non-Hispanic Black % of Total Population	Non-Hispanic Asian % of Total Population	Non-Hispanic Other % of Total Population
1	3,672	-3.32%	58.50%	21.68%	17.43%	0.57%	1.88%
2	3,636	-4.27%	58.06%	31.52%	7.84%	0.69%	1.84%
3	3,971	4.56%	29.01%	61.82%	6.87%	0.50%	1.81%
4	3,912	3.00%	27.66%	64.14%	5.98%	0.77%	1.48%
Totals	**15,191**		**42.74%**	**45.46%**	**9.43%**	**0.63%**	**1.75%**

Ideal Size = 15,191 / 4 = 3,798 per district.

Total Maximum Deviation = 4.56% - (-4.27%) = 8.82%

Some percentages may be subject to rounding error.

District	Total VAP*		Hispanic % of Total VAP	Non-Hispanic Anglo % of Total VAP	Non-Hispanic Black % of Total VAP	Non-Hispanic Asian % of Total VAP	Non-Hispanic Other % of Total VAP
1	2,525		51.56%	26.26%	19.92%	0.63%	1.62%
2	2,688		55.51%	34.78%	7.51%	0.71%	1.41%
3	2,795		23.36%	68.91%	6.01%	0.64%	1.11%
4	3,011		23.28%	69.61%	5.31%	0.76%	1.03%
Totals	**11,019**		**37.64%**	**51.00%**	**9.37%**	**0.69%**	**1.28%**

*Voting Age Population

Some percentages may be subject to rounding error.

City Council Meeting
August 4, 2011
Agenda Item Transmittal

Agenda Item #: **2**

Agenda Title: Discuss and consider action related to 2011-12 FY Budget including the effective rate calculations.

Council Action to be taken: Discuss and possibly take action

Initiating Department: City Management

Staff Contact: **Jim Dunaway**, City Manager
Rosemarie Dennis, Finance Director

1. INTRODUCTION/PURPOSE

The purpose of this agenda item is to address any other questions or concerns that City Council may have in regards to the FY2011-12 Budget which includes the effective tax rate calculation. Also, included in your packet for discussion is the debt service schedule for the Municipal Drainage Utility System (MDUS).

At the March 10th City Council meeting, Council gave staff approval to begin the Mallard Lane Drainage project with the use of General Fund reserves to be reimbursed by MDUS Funds not to exceed $1,000,000 with the intent of issuing debt at a later time. This project was awarded at the April 28th City Council meeting for $530,420. At this time staff would like to proceed with the issuance of debt, but, also ask council to consider issuing up to $2,000,000 in debt to take care of some other small drainage projects.

2. DESCRIPTION/ JUSTIFICATION

3. FINANCIAL/BUDGET

4. TIMELINE CONSIDERATIONS

5. RECOMMENDATION

It is staff recommendation that tax rate be set at the effective tax rate of .815340 and allow staff to proceed with the issuance of debt.

6. REFERENCE FILES

2a. Certified Appraisal Roll
2b. 2011 Effective Tax Rate Worksheet
2c. Debt Service schedules for MDUS.
2d. Financial Statement- MDUS.
2e. Summary of MDUS accounts.
2f .FY2011-12 Budget

WCAD
Williamson Central Appraisal District

625 F.M. 1460
Georgetown, Texas 78626

(512) 930-3787 – Austin Metro
(512) 930-0391 – Facsimile

Chief Appraiser

Alvin Lankford
(512) 931-3787

alvinl@wcad.org

July 21, 2011

Deborah Hunt, A/C
City of Taylor
904 S. Main St
Georgetown, TX 78626

Dear Deborah:

The 2011 certified value for City of Taylor (CTA) is:

2011 Certified Appraisal Roll ARB Approved Totals	2011 Appraisal Roll Still Under ARB Review
$732,812,324	**$32,676,747**

Please find enclosed your certification documentation and the information that you need from our office in order to calculate your effective rate for 2011.

Also, please feel free to call if you have any questions, or if we can assist in any way.

With Kindest Regards,

Alvin Lankford
Chief Appraiser

Enclosures

cc: Jim Dunaway, City Manager

AL/kt

PROPERTY TAX CODE, SECTION 26.01
CERTIFICATION OF APPRAISAL ROLL

I, Alvin Lankford, Chief Appraiser for the Williamson Central Appraisal District, do solemnly swear that the total certified taxable value reflected below is that portion of the Certified Appraisal Roll of the Williamson Central Appraisal District which lists property taxable by ***City of Taylor (CTA)*** and constitutes the Appraisal Roll for 2011.

$732,812,324 **Total Certified Taxable Value**

July 21, 2011
Date

Chief Appraiser

Approval of the appraisal records by the Williamson Central Appraisal Review Board occurred on the 15th day of July, 2011.

On this 21st day of July, 2011, personally appeared Alvin Lankford, who having been duly sworn by me, subscribed to the foregoing certification and upon oath states that the facts contained in said certification are true.

VICKI S. WILLIAMS
Notary Public, State of Texas
My Commission Expires
JANUARY 23, 2012

NOTARY PUBLIC

City of Taylor (CTA)

In order to help you complete your 2011 Property Value report, we are furnishing the following information:

Total 2011 Taxable Value of Property Still Under ARB Review:

$32,676,747

Taxpayer's Estimate of Value:

$19,606,048

City of Taylor (CTA)

2010 Taxable Values Lost Because Court Appeals of ARB Decision Reduced 2010 Appraised Value (as of 7/19/10):

A.	Original 2010 ARB Values:	$0
B.	2010 Values Resulting from Final Court Decisions	$0
C.	2010 Value Loss. Subtract B from A.	$0

Assessment Roll Grand Totals Report

WILLIAMSON COUNTY

Tax Year: **2011** As of: **Certification**

CTA - City of Taylor (ARB Approved Totals)

Number of Properties: 7390

Land Totals

Land - Homesite	(+)	$100,901,848				
Land - Non Homesite	(+)	$101,800,500				
Land - Ag Market	(+)	$40,591,948				
Land - Timber Market	(+)	$0				
Land - Exempt Ag/Timber Market	(+)	$0				
Total Land Market Value	**(=)**	**$243,294,296**	**(+)**	**$243,294,296**		

Improvement Totals

Improvements - Homesite	(+)	$347,424,939				
Improvements - Non Homesite	(+)	$285,469,657				
Total Improvements	**(=)**	**$632,894,596**	**(+)**	**$632,894,596**		

Other Totals

Personal Property (520)		$111,507,977	(+)	$111,507,977		
Minerals (0)		$0	(+)	$0		
Autos (0)		$0	(+)	$0		
Total Market Value			**(=)**	**$987,696,869**		**$987,696,869**
Total Homestead Cap Adjustment (298)					**(-)**	**$2,637,860**
Total Exempt Property (336)					**(-)**	**$176,524,221**

Productivity Totals

Total Productivity Market (Non Exempt)	(+)	$40,591,948				
Ag Use (241)	(-)	$1,918,714				
Timber Use (0)	(-)	$0				
Total Productivity Loss	**(=)**	**$38,673,234**			**(-)**	**$38,673,234**
Total Assessed					**(=)**	**$769,861,554**

Exemptions

(HS Assd 326,858,096)

(HS) Homestead Local (3219)	(+)	$0				
(HS) Homestead State (3219)	(+)	$0				
(O65) Over 65 Local (1014)	(+)	$17,487,392				
(O65) Over 65 State (1014)	(+)	$0				
(DP) Disabled Persons Local (138)	(+)	$0				
(DP) Disabled Persons State (138)	(+)	$0				
(DV) Disabled Vet (125)	(+)	$1,003,067				
(PRO) Prorated Exempt Property (11)	(+)	$88,224				
(HB366) House Bill 366 (28)	(+)	$8,587				
(FP) Freeport (2)	(+)	$2,838,754				
(AB) Abatement (5)	(+)	$15,411,766				
(PC) Pollution Control (2)	(+)	$211,440				
Total Exemptions	**(=)**	**$37,049,230**			**(-)**	**$37,049,230**
Net Taxable (Before Freeze)					**(=)**	**$732,812,324**

Assessment Roll Grand Totals Report

WILLIAMSON COUNTY

Tax Year: **2011** As of: **Certification**

CTA - City of Taylor (Under ARB Review Totals)

Number of Properties: 273

Land Totals

Land - Homesite	(+)	$810,036				
Land - Non Homesite	(+)	$3,415,089				
Land - Ag Market	(+)	$987,242				
Land - Timber Market	(+)	$0				
Land - Exempt Ag/Timber Market	(+)	$0				
Total Land Market Value	**(=)**	**$5,212,367**	**(+)**	**$5,212,367**		

Improvement Totals

Improvements - Homesite	(+)	$2,758,643				
Improvements - Non Homesite	(+)	$7,947,573				
Total Improvements	**(=)**	**$10,706,216**	**(+)**	**$10,706,216**		

Other Totals

Personal Property (191)		$18,476,074	(+)	$18,476,074		
Minerals (0)		$0	(+)	$0		
Autos (0)		$0	(+)	$0		
Total Market Value			**(=)**	**$34,394,657**		**$34,394,657**
Total Homestead Cap Adjustment (4)					(-)	**$35,582**
Total Exempt Property (0)					(-)	**$0**

Productivity Totals

Total Productivity Market (Non Exempt)	(+)	$987,242				
Ag Use (2)	(-)	$94,755				
Timber Use (0)	(-)	$0				
Total Productivity Loss	**(=)**	**$892,487**			(-)	**$892,487**
Total Assessed					(=)	**$33,466,588**

Exemptions

(HS Assd 2,116,995)

(HS) Homestead Local (15)	(+)	$0				
(HS) Homestead State (15)	(+)	$0				
(O65) Over 65 Local (1)	(+)	$17,500				
(O65) Over 65 State (1)	(+)	$0				
(DP) Disabled Persons Local (2)	(+)	$0				
(DP) Disabled Persons State (2)	(+)	$0				
(PRO) Prorated Exempt Property (2)	(+)	$5,512				
(PC) Pollution Control (2)	(+)	$296,870				
(AB) Abatement (2)	(+)	$469,959				
Total Exemptions	**(=)**	**$789,841**			(-)	**$789,841**
Net Taxable (Before Freeze)					(=)	**$32,676,747**

Effective Tax Rate Report

WILLIAMSON COUNTY

TaxYear: **2011** Taxing Units: **CTA - City of Taylor**

NEW EXEMPTIONS:

	COUNT	2010 ABSOLUTE EX VALUES	2011 PARTIAL EX VALUES
NEW EXEMPT PROPERTY	13	$366,588	
NEW HS EXEMPTIONS	119		$0
NEW PRO EXEMPTIONS	0		$0
NEW OA EXEMPTIONS	42		$656,931
NEW DP EXEMPTIONS	6		$0
NEW DV1 EXEMPTIONS	0		$0
NEW DV2 EXEMPTIONS	1		$37,500
NEW DV3 EXEMPTIONS	2		$20,000
NEW DV4 EXEMPTIONS	5		$36,000
NEW DVX EXEMPTIONS	3		$0
NEW HB366 EXEMPTIONS	5		$1,556
NEW PC EXEMPTIONS	0		$0

ABSOLUTE EX TOTAL		$366,588
PARTIAL EX TOTAL	(+)	$751,987
2010 TAXABLE VALUE LOST DUE TO PROPERTY BECOMING EXEMPT IN 2011	(=)	$1,118,575

NEW ANNEXED PROPERTY:

	COUNT	APPRAISED VALUE	TAXABLE VALUE
NEWLY ANNEXED PROPERTY	80	$6,675,915	$6,560,915
IMPROVEMENT SEGMENTS	57	$108,976	
LAND SEGMENTS	124	$10,154	
MINERAL	0	$0	
OTHER	0	$0	

TAXABLE VALUE ON NEWLY ANNEXED PROPERTY:	$6,560,915

Effective Tax Rate Report

WILLIAMSON COUNTY

TaxYear: **2011** Taxing Units: **CTA - City of Taylor**

NEW AG APPLICATIONS:

NEW AG APPLICATIONS COUNT	2

2010 MARKET		$146,119	
2011 USE	(-)	$7,038	
VALUE LOST DUE TO AG APPLICATIONS:	(=)	$139,081	($139,081 Taxable)

NEW IMPROVEMENTS:

	COUNT	TOTAL APPRAISED VALUE [1]	NEW CURRENT TAXABLE [2]
NEW IMPROVEMENTS	**47**	**$4,493,393**	**$3,175,335**
RESIDENTIAL	*35*	*$3,285,475*	*$2,764,200*
COMMERCIAL	*9*	*$523,239*	*$328,906*
OTHER	*3*	*$684,679*	*$82,229*
NEW ADDITIONS	**33**	**$3,552,130**	**$247,434**
RESIDENTIAL	*28*	*$2,478,166*	*$221,932*
COMMERCIAL	*3*	*$657,593*	*$25,302*
OTHER	*2*	*$416,371*	*$200*
PERCENT COMPLETION CHANGED	10	$922,876	$338,039
TOTAL NEW PERSONAL VALUE	1	$0	$63,530
SECTION 52 & 59	0	$0	$0
REDUCED/EXPIRING ABATEMENTS	0	$0	$0

TAXABLE VALUE ON NEW IMPROVEMENTS:	$3,824,338

Effective Tax Rate Report

WILLIAMSON COUNTY

TaxYear: **2011** Taxing Units: **CTA - City of Taylor**

2011 CERTIFIED TAXABLE	$732,812,324
2011 TAXABLE UNDER PROTEST	$32,676,747
2011 OA FROZEN TAXABLE	$0
2011 DP FROZEN TAXABLE	$0
2011 TRANSFERRED OA FROZEN TAXABLE	$0
2011 TRANSFERRED DP FROZEN TAXABLE	$0
2011 OA FROZEN TAXABLE UNDER PROTEST	$0
2011 DP FROZEN TAXABLE UNDER PROTEST	$0
2011 TRANSFER OA WITH FROZEN TAXABLE UNDER PROTEST	$0
2011 TRANSFER DP WITH FROZEN TAXABLE UNDER PROTEST	$0

2010 TOTAL TAXABLE	$743,121,783
2010 OA DP FROZEN TAXABLE	$0
2010 TAX RATE	0.8139

1. Includes all land and other improvements of properties with new improvement values. 2. Includes only new improvement value.

Effective Tax Rate Report

WILLIAMSON COUNTY

TaxYear: 2010 Taxing Units: CTA - City of Taylor

NEW EXEMPTIONS:

	COUNT	2009 ABSOLUTE EX VALUES	2010 PARTIAL EX VALUES
NEW EXEMPT PROPERTY	17	$486,412	
NEW HS EXEMPTIONS	161		$0
NEW PRO EXEMPTIONS	4		$7,299
NEW OA EXEMPTIONS	57		$909,238
NEW DP EXEMPTIONS	11		$0
NEW DV1 EXEMPTIONS	2		$10,000
NEW DV2 EXEMPTIONS	2		$45,000
NEW DV3 EXEMPTIONS	1		$10,000
NEW DV4 EXEMPTIONS	4		$45,934
NEW DVX EXEMPTIONS	2		$224,011
NEW HB366 EXEMPTIONS	6		$1,861
NEW PC EXEMPTIONS	0		$0

ABSOLUTE EX TOTAL		$486,412
PARTIAL EX TOTAL	(+)	$1,253,343
2009 TAXABLE VALUE LOST DUE TO PROPERTY BECOMING EXEMPT IN 2010	(=)	$1,739,755

NEW ANNEXED PROPERTY:

	COUNT	APPRAISED VALUE	TAXABLE VALUE
NEWLY ANNEXED PROPERTY	205	$16,986,581	$16,644,081
IMPROVEMENT SEGMENTS	145	$0	
LAND SEGMENTS	273	$0	
MINERAL	0	$0	
OTHER	6	$578,512	

TAXABLE VALUE ON NEWLY ANNEXED PROPERTY:	$16,644,081

Effective Tax Rate Report

WILLIAMSON COUNTY

TaxYear: 2010 Taxing Units: CTA - City of Taylor

NEW AG APPLICATIONS:

NEW AG APPLICATIONS COUNT	4

2009 MARKET		$383,652	
2010 USE	(-)	$6,385	
VALUE LOST DUE TO AG APPLICATIONS:	(=)	$377,267	($377,267 Taxable)

NEW IMPROVEMENTS:

	COUNT	TOTAL APPRAISED VALUE [1]	NEW CURRENT TAXABLE [2]
NEW IMPROVEMENTS	45	$26,604,846	$5,728,910
RESIDENTIAL	39	$4,303,208	$3,695,607
COMMERCIAL	5	$22,301,638	$2,033,303
OTHER	1	$0	$0
NEW ADDITIONS	24	$25,865,701	$1,124,961
RESIDENTIAL	22	$3,697,908	$260,961
COMMERCIAL	1	$22,167,793	$864,000
OTHER	1	$0	$0
PERCENT COMPLETION CHANGED	14	$1,427,236	$399,535
TOTAL NEW PERSONAL VALUE	0	$0	$0
SECTION 52 & 59	0	$0	$0
REDUCED/EXPIRING ABATEMENTS	0	$0	$0

TAXABLE VALUE ON NEW IMPROVEMENTS:	$7,253,405

Effective Tax Rate Report

WILLIAMSON COUNTY

TaxYear: 2010 Taxing Units: CTA - City of Taylor

2010 CERTIFIED TAXABLE	$743,121,783
2010 TAXABLE UNDER PROTEST	$71,772
2010 OA FROZEN TAXABLE	$0
2010 DP FROZEN TAXABLE	$0
2010 TRANSFERRED OA FROZEN TAXABLE	$0
2010 TRANSFERRED DP FROZEN TAXABLE	$0
2010 OA FROZEN TAXABLE UNDER PROTEST	$0
2010 DP FROZEN TAXABLE UNDER PROTEST	$0
2010 TRANSFER OA WITH FROZEN TAXABLE UNDER PROTEST	$0
2010 TRANSFER DP WITH FROZEN TAXABLE UNDER PROTEST	$0

2009 TOTAL TAXABLE	$733,400,993
2009 OA DP FROZEN TAXABLE	$0
2009 TAX RATE	0.7900

1. Includes all land and other improvements of properties with new improvement values. 2. Includes only new improvement value.

Assessment Roll Grand Totals Report

WILLIAMSON COUNTY

Tax Year: 2010. As of: Supplement 12

CTA - City of Taylor (ARB Approved Totals)

Number of Properties: 7601

Land Totals						
Land - Homesite	(+)	$100,439,648				
Land - Non Homesite	(+)	$99,527,614				
Land - Ag Market	(+)	$41,160,910				
Land - Timber Market	(+)	$0				
Land - Exempt Ag/Timber Market	(+)	$0				
Total Land Market Value	(=)	**$241,128,172**	(+)	$241,128,172		
Improvement Totals						
Improvements - Homesite	(+)	$358,699,442				
Improvements - Non Homesite	(+)	$235,347,257				
Total Improvements	(=)	**$594,046,699**	(+)	$594,046,699		
Other Totals						
Personal Property (720)		$114,366,204	(+)	$114,366,204		
Minerals (0)		$0	(+)	$0		
Autos (0)		$0	(+)	$0		
Total Market Value			(=)	$949,541,075		$949,541,075
Total Homestead Cap Adjustment (378)					(-)	$3,700,730
Total Exempt Property (321)					(-)	$123,577,759
Productivity Totals						
Total Productivity Market (Non Exempt)	(+)	$41,160,910				
Ag Use (232)	(-)	$1,805,776				
Timber Use (0)	(-)	$0				
Total Productivity Loss	(=)	**$39,355,134**			(-)	$39,355,134
Total Assessed					(=)	$782,907,452
Exemptions			(HS Assd	339,546,445)		
(HS) Homestead Local (3262)	(+)	$0				
(HS) Homestead State (3262)	(+)	$0				
(O65) Over 65 Local (1038)	(+)	$17,896,652				
(O65) Over 65 State (1038)	(+)	$0				
(DP) Disabled Persons Local (136)	(+)	$0				
(DP) Disabled Persons State (136)	(+)	$0				
(DV) Disabled Vet (124)	(+)	$2,624,066				
(PRO) Prorated Exempt Property (24)	(+)	$360,807				
(HB366) House Bill 366 (21)	(+)	$6,437				
(FP) Freeport (2)	(+)	$2,012,513				
(AB) Abatement (11)	(+)	$16,376,884				
(PC) Pollution Control (6)	(+)	$508,310				
Total Exemptions	(=)	**$39,785,669**			(-)	$39,785,669
Net Taxable (Before Freeze)					(=)	$743,121,783

2011 ABATEMENTS - CITY OF TAYLOR				
OWNER NAME	ACCOUNT NUMBER	MARKET VALUE	ABATED EX VALUE	TAXABLE VALUE
BASLER ELECTRIC COMPANY	R367769	$ 879,846	$ 51,151	$ 828,695
BASLER ELECTRIC COMPANY	P003795	$ 2,704,628	$ 335,884	$ 2,368,744
ELECTRIC RELIABILITY COUNCIL OF TEXAS	R466880	$ 11,692,830	$ 8,183,512	$ 3,509,318
ERCOT	P366339	$ 21,220,272	$ 2,000,000	$ 19,220,272
ELECTRIC RELIABILITY COUNCIL OF TEXAS	R466880	$ 6,053,212	$ 2,269,955	$ 3,783,257
ERCOT	P366339	$ 4,126,883	$ 1,547,581	$ 2,579,302
GSL PARTNERS SUB EIGHT LP	R481303	$ 4,520,784	$ 1,023,683	$ 3,497,101
DURCON LABORATORY TOPS	P321361	$ 5,767,514	$ -	$ 5,767,514
BURROWS CABINETS	P457490	$ 484,847	$ 177,048	$ 307,799
TAYLORCRAFT CABINET DOOR	P469175	$ 680,413	$ 292,911	$ 387,502
		$ 58,131,229	**$ 15,881,725**	**$ 42,249,504**

Top Taxpayers Report

TaxYear: **2011** Taxing Units: **CTA**

Appraisal

Top Taxpayer Calculations Performed as of 07/21/2011

City of Taylor: Total Taxable Value

	Taxpayer Name	Total Market	Total Assessed
1	ERCOT	$35,011,981	$31,464,400
2	ELECTRIC RELIABILITY COUNCIL OF TEXAS INC	$30,033,101	$19,579,634
3	CCA PROPERTIES OF AMERICA LLC	$13,200,000	$13,200,000
4	HEB GROCERY COMPANY LP	$11,767,581	$11,557,671
5	WAL-MART REAL ESTATE BUSINESS TRUST	$10,294,624	$10,294,624
6	ONCOR ELECTRIC DELIVERY COMPANY	$8,220,841	$8,220,841
7	TEXAS HWY 95, LP	$6,217,444	$6,217,444
8	WAL-MART STORES EAST INC	$5,333,673	$5,333,673
9	TAYLOR CPB PROPERTY LLC	$5,112,960	$5,112,960
10	UNION PACIFIC RR CO	$4,276,869	$4,276,869

City of Taylor: Commercial - Real & Personal (F1 & L1)

	Taxpayer Name	Total Assessed
1	ERCOT	$35,011,981
2	ELECTRIC RELIABILITY COUNCIL OF TEXAS INC	$30,033,101
3	CCA PROPERTIES OF AMERICA LLC	$13,200,000
4	HEB GROCERY COMPANY LP	$11,062,233
5	WAL-MART REAL ESTATE BUSINESS TRUST	$10,294,624
6	TEXAS HWY 95, LP	$6,217,444
7	WAL-MART STORES EAST INC	$5,333,673
8	ADVANCED HWY 79 STORAGE LLC	$2,848,962
9	AUSTIN TELCO FEDERAL CREDIT UNION	$2,769,559
10	ARMSTRONG REAL ESTATE HOLDINGS LP	$2,028,272

City of Taylor: Industrial - Real & Personal (F2 & L2)

	Taxpayer Name	Total Assessed
1	DURCON LABORATORY TOPS INC	$5,767,514
2	TAYLOR CPB PROPERTY LLC	$5,112,960
3	GSL PARTNERS SUB EIGHT LP	$4,520,784
4	E R CARPENTER LP	$3,825,417
5	TX COTTON GROWERS COOP ASSOC	$3,311,434
6	GEMINI INCORPORATED	$3,066,033
7	BASLER ELECTRIC COMPANY	$2,704,628
8	GEMINI, INC	$2,385,573
9	BALDERSON BERGER EQUIPMENT CO INC	$2,010,784
10	M & H LAND COMPANY LLC	$1,695,697

City of Taylor: Commercial - Real (F1)

	Taxpayer Name	Total Assessed
1	ELECTRIC RELIABILITY COUNCIL OF TEXAS INC	$30,033,101
2	CCA PROPERTIES OF AMERICA LLC	$13,200,000
3	WAL-MART REAL ESTATE BUSINESS TRUST	$10,294,624
4	HEB GROCERY COMPANY LP	$8,437,709
5	TEXAS HWY 95, LP	$6,217,444
6	ADVANCED HWY 79 STORAGE LLC	$2,848,962
7	AUSTIN TELCO FEDERAL CREDIT UNION	$2,619,525

Top Taxpayers Report

TaxYear: **2011** Taxing Units: **CTA**

Appraisal

Top Taxpayer Calculations Performed as of 07/21/2011

City of Taylor: Commercial - Real (F1)

	Taxpayer Name	Total Assessed
8	ARMSTRONG REAL ESTATE HOLDINGS LP	$2,028,272
9	MCMILLIAN INVESTMENTS LTD	$1,946,165
10	GANDHI, SATISH	$1,900,000

City of Taylor: Industrial - Real (F2)

	Taxpayer Name	Total Assessed
1	TAYLOR CPB PROPERTY LLC	$5,112,960
2	GSL PARTNERS SUB EIGHT LP	$4,520,784
3	TX COTTON GROWERS COOP ASSOC	$3,213,945
4	GEMINI, INC	$2,385,573
5	M & H LAND COMPANY LLC	$1,695,697
6	E R CARPENTER LP	$1,429,381
7	KCB HOLDINGS LTD	$1,329,515
8	DYNALYST MANUFACTURING CORPORATION	$1,290,308
9	ACCURATE INC	$1,041,254
10	BASLER ELECTRIC COMPANY	$1,025,145

City of Taylor: Commercial - Business Personal (L1)

	Taxpayer Name	Total Assessed
1	ERCOT	$35,011,981
2	WAL-MART STORES EAST INC	$5,333,673
3	HEB GROCERY COMPANY LP	$2,624,524
4	CROP PRODUCTION SERVICES	$1,879,086
5	CORRECTIONS CORP OF AMERICA	$1,481,682
6	PATIN CONSTRUCTION	$1,412,358
7	HELENA CHEMICAL COMPANY	$1,293,149
8	CVS PHARMACY #7474	$1,012,689
9	WRIGHT DISTRIBUTING CO. INC.	$933,969
10	WALGREENS	$870,111

City of Taylor: Industrial - Business Personal (L2)

	Taxpayer Name	Total Assessed
1	DURCON LABORATORY TOPS INC	$5,767,514
2	GEMINI INCORPORATED	$3,066,033
3	BASLER ELECTRIC COMPANY	$2,704,628
4	E R CARPENTER LP	$2,396,036
5	BALDERSON BERGER EQUIPMENT CO INC	$2,010,784
6	CONTECH CONSTRUCTION PROD INC	$950,919
7	TAYLOR BEDDING	$763,369
8	DYNALYST @ TAYLOR	$725,390
9	TAYLORCRAFT CABINET DOORS	$680,413
10	WILLIAMSON COUNTY GRAIN INC	$653,424

City of Taylor: Real Estate - Inventory (O)

	Subd Code	Subdivision Name	No. of Lots	Total Assessed
1	S9062	S9062 - NORTHPARK PH 4	38	$734,745

Top Taxpayers Report

TaxYear: **2011** Taxing Units: **CTA**

Appraisal

Top Taxpayer Calculations Performed as of 07/21/2011

City of Taylor: Real Estate - Inventory (O)

	Subd Code	Subdivision Name	No. of Lots	Total Assessed
2	S8592	S8592 - NORTH PARK PH 1 (AMENDED PLAT #2)	33	$521,389
3	S9310	S9310 - NORTHPARK PH 3A	24	$440,312
4	S9058	S9058 - MALLARD PARK PH 2	7	$383,695
5	S7731	S7731 - Hills Of Mustang Creek Amended	28	$341,600
6	S4224	S4224 - North Lynn	1	$50,694
7	S3336	S3336 - Capitol Hill	1	$42,844
8	S3564	S3564 - Doak Addition	1	$18,188
9	S8700	S8700 - NORTHPARK PH 2B	1	$13,176

Comptrollers Audit Report

Location: Appraisal Tax Year: 2011 As Of: Certification

Williamson County

Taxing Units: CTA(ARB Approved)

**** BREAKDOWN OF APPRAISED VALUE ****

PROPERTY USE CATEGORY	PRIOR NO. OF UNITS OR ACCOUNTS	NO. OF UNITS OR ACCOUNTS	PRIOR APPRAISED VALUE	APPRAISED VALUE
A: REAL, RESIDENTIAL, SINGLE-FAMILY	4892	4832	$446,205,805	$434,585,116
B: REAL, RESIDENTIAL, MULTI-FAMILY	120	119	$23,784,014	$22,030,254
C: REAL, VACANT PLATTED LOTS/TRACTS	619	677	$11,606,930	$12,987,369
D: REAL, ACREAGE (LAND ONLY)	5,383.74 (ACRES)	5,651.53 (ACRES)	$44,208,814	$43,387,593
E: REAL, FARM AND RANCH IMPROVEMENT	85	94	$6,237,677	$7,275,013
F: REAL, COMMERCIAL AND INDUSTRIAL	506	489	$181,036,499	$181,740,217
G: REAL, OIL, GAS, AND OTHER MINERAL RESERVES	0	0	$0	$0
H: TANGIBLE PERSONAL, VEHICLES	0	0	$0	$0
I: REAL & INTANGIBLE PERSONAL, BANKS	0	0	$0	$0
J: REAL & INTANGIBLE PERSONAL, UTILITIES	39	36	$19,170,632	$16,463,704
L: TANGIBLE PERSONAL, BUSINESS	655	458	$87,167,528	$85,818,332
M: TANGIBLE PERSONAL, OTHER	40	41	$440,298	$467,547
N: INTANGIBLE PERSONAL	0	0	$0	$0
O: REAL, INVENTORY	154	134	$3,944,055	$2,546,643
X: EXEMPT	0	0	$0	$0
S: SPECIAL INVENTORY	14	14	$2,161,064	$3,870,860
ERROR:	0	0	$0	$0
TOTAL APPRAISED VALUE			$825,963,316	$811,172,648
TOTAL EXEMPT PROPERTY	328	342	$123,577,759	$176,524,221
TOTAL MARKET VALUE ON ROLL TOTALS PAGE				$987,696,869

Williamson Central Appraisal District
Average A1 Market and Taxable Value
2010 - 2011 Certified and Under Review
* Williamson County Only

As of: 07/16/2011

CAD Code	Taxing Unit Name	2010 Avg A1 Market	2010 Avg A1 Taxable	2011 Avg A1 Market	2011 Avg A1 Taxable
CFL	CITY OF FLORENCE	$71,198	$68,426	$68,083	$65,379
CGR	CITY OF GRANGER	$62,530	$61,198	$61,909	$61,043
CGT	CITY OF GEORGETOWN	$194,857	$182,799	$197,260	$184,959
CHU	CITY OF HUTTO	$131,418	$130,410	$127,071	$126,149
CJA	CITY OF JARRELL	$105,608	$103,636	$102,622	$101,933
CLH	CITY OF LIBERTY HILL	$109,801	$104,932	$111,056	$105,838
CTA	CITY OF TAYLOR	$94,486	$89,210	$92,662	$87,600
CTH	CITY OF THRALL	$64,708	$63,843	$64,607	$63,627
CWE	CITY OF WEIR	$144,417	$142,550	$150,574	$148,562
DBC	BRUSHY CREEK MUD DA	$285,011	$284,742	$276,894	$275,994
F00	WILLIAMSON COUNTY ESD # 3	$145,127	$143,845	$141,178	$140,012
F01	WILLIAMSON COUNTY ESD # 4	$243,779	$240,720	$243,978	$241,010
F02	WILLIAMSON COUNTY ESD # 5	$116,916	$115,011	$114,512	$112,141
F03	WILLIAMSON COUNTY ESD # 6	$220,937	$219,880	$228,179	$226,461
F07	WILLIAMSON COUNTY ESD # 7	$129,852	$127,385	$128,677	$126,084
F08	WILLIAMSON COUNTY ESD # 8	$256,778	$253,947	$259,007	$256,111
F09	WILLIAMSON COUNTY ESD # 9	$192,820	$191,253	$192,551	$191,130
F10	WILLIAMSON COUNTY ESD # 10	$120,498	$118,171	$114,907	$113,239
F90	WILLIAMSON COUNTY ESD # 1	$193,726	$193,049	$188,764	$188,192
F91	WILLIAMSON COUNTY ESD # 2	$219,901	$219,128	$224,100	$223,261
GWI	WILLIAMSON COUNTY	$185,557	$180,014	$186,474	$180,868
J02	TEMPLE COLLEGE			$143,889	$142,705
M10	BLOCK HOUSE MUD	$145,090	$143,177	$143,212	$141,031
M12	BRUSHY CREEK MUD	$199,806	$198,731	$204,238	$203,125
M14**	SPRINGWOODS MUD	$200,117	$164,831		
M16	MEADOWS AT CHANDLER CREEK MUD	$140,092	$139,141	$136,772	$135,812
M18	FERNBLUFF MUD	$228,651	$226,489	$230,948	$228,789
M21	VISTA OAKS MUD	$206,041	$205,099	$207,561	$206,634
M23	WILLIAMSON COUNTY MUD # 10	$222,092	$221,349	$215,635	$214,899
M24	WILLIAMSON COUNTY MUD # 11	$244,296	$244,025	$242,278	$241,101
M28	WILLIAMSON COUNTY MUD # 12	$0	$0	$0	$0
M29	WILLIAMSON COUNTY MUD # 13	$158,673	$157,337	$154,406	$152,933
M33	WALSH RANCH MUD	$370,922	$369,059	$377,286	$373,724
M34	SONTERRA MUD	$97,394	$96,827	$97,020	$94,429
M35	STONEWALL RANCH MUD	$0	$0	$0	$0
M37	WILLIAMSON COUNTY MUD # 18	$0	$0	$0	$0
M38	PALOMA LAKE MUD # 1	$250,543	$251,574	$239,798	$239,694
M39	PALOMA LAKE MUD # 2	$207,609	$207,257	$214,075	$211,734
M41	PARKSIDE AT MAYFIELD RANCH MUD	$240,015	$239,277	$242,937	$240,073
M42	WILLIAMSON COUNTY MUD # 15	$226,939	$226,939	$223,858	$223,858
M47	LAKESIDE MUD # 3	$0	$0	$0	$0
P00	GEORGETOWN VILLAGE PID # 1	$198,290	$196,520	$201,390	$199,889
R02	AVERY RANCH ROAD DISTRICT # 1	$268,332	$267,938	$271,804	$271,347
RFM	WILLIAMSON COUNTY RFM	$185,557	$181,684	$186,474	$182,660
SGR	GRANGER ISD	$75,408	$61,595	$75,966	$62,225
SGT	GEORGETOWN ISD	$209,211	$189,923	$211,154	$191,748
SHU	HUTTO ISD	$147,582	$134,923	$143,889	$131,385
SJA	JARRELL ISD	$178,716	$158,102	$179,501	$158,811
SLH	LIBERTY HILL ISD	$255,674	$237,709	$258,336	$240,469
STA	TAYLOR ISD	$95,768	$81,848	$93,270	$79,646
STH	THRALL ISD	$97,675	$83,240	$101,524	$86,482
W09	UPPER BRUSHY CREEK WCID	$186,163	$184,941	$186,856	$185,714

**M14 Springwoods MUD Annexed to CAU for 2011

Williamson Central Appraisal District
Average A1 Market and Taxable Value
2010 - 2011 Certified and Under Review
* Williamson County Only

As of: 07/16/2011

CAD Code	Taxing Unit Name	2010 WCAD Total A1 Count	2010 WCAD Total A1 Market	2010 WCAD Total A1 Taxable	2011 WCAD Total A1 Count	2011 WCAD Total A1 Market	2011 WCAD Total A1 Taxable
CAU*	CITY OF AUSTIN	7,137	$1,576,413,044	$1,530,148,872	8,477	$1,870,951,514	$1,814,023,682
CBA*	CITY OF BARTLETT	330	$18,399,331	$17,740,635	322	$17,189,696	$16,783,967
CCP*	CITY OF CEDAR PARK	13,364	$2,557,812,999	$2,495,601,889	13,855	$2,689,636,926	$2,625,608,483
CLE*	CITY OF LEANDER	7,727	$1,168,404,850	$1,152,869,304	7,947	$1,203,336,231	$1,186,378,214
CPF*	CITY OF PFLUGERVILLE	76	$8,859,994	$8,789,994	76	$8,636,840	$8,566,840
CRR*	CITY OF ROUND ROCK	24,887	$4,465,583,311	$4,374,452,329	25,195	$4,519,771,635	$4,428,628,175
CTD*	CITY OF THORNDALE	0	$0	$0	0	$0	$0
I00*	WILLIAMSON COUNTY WSID # 3	345	$69,740,156	$69,633,849	413	$84,414,273	$84,327,084
J01*	AUSTIN COMMUNITY COLLEGE	76,329	$14,440,815,149	$13,098,453,572	77,995	$14,835,662,059	$13,442,563,071
L01*	ANDERSON MILL LIMITED DIST	2,746	$443,303,749	$367,720,253	2,746	$437,244,472	$364,317,704
M15*	NORTH AUSTIN MUD # 1	2,217	$416,745,724	$413,748,796	2,217	$419,288,674	$416,347,496
M17*	WILLIAMSON-TRAVIS MUD # 1	1,480	$259,947,952	$258,624,675	1,480	$254,432,624	$253,107,465
M25*	RANCH AT CYPRESS CR MUD # 1	877	$170,866,709	$169,252,384	877	$170,846,691	$169,126,893
M27*	WELLS BRANCH MUD	48	$8,557,483	$6,987,290	48	$7,885,207	$6,440,996
SBA*	BARTLETT ISD	354	$20,111,201	$15,722,701	346	$18,813,948	$14,800,298
SBU*	BURNET CISD	2	$212,883	$161,645	2	$218,460	$184,060
SCO*	COUPLAND ISD	132	$14,000,459	$12,140,859	130	$13,148,631	$11,300,896
SFL*	FLORENCE ISD	604	$78,857,334	$69,851,577	614	$78,798,235	$70,054,640
SLE*	LEANDER ISD	29,941	$5,542,593,886	$5,113,402,980	30,681	$5,695,061,874	$5,262,348,427
SLX*	LEXINGTON ISD	0	$0	$0	0	$0	$0
SPF*	PFLUGERVILLE ISD	68	$8,414,014	$7,704,714	68	$8,207,357	$7,557,457
SRR*	ROUND ROCK ISD	46,388	$8,898,221,263	$8,238,502,604	47,314	$9,140,600,185	$8,478,010,914
STD*	THORNDALE ISD	15	$2,036,611	$1,718,433	15	$2,167,971	$1,837,170
W01*	DONAHOE CREEK WATERSHED	363	$22,432,300	$21,508,054	355	$20,983,842	$20,331,107
W05*	WILLIAMSON-TRAVIS WC&ID 1D	0	$0	$0	0	$0	$0
W12*	LAKESIDE WC&ID # 2A	0	$0	$0	0	$0	$0

Assessment Roll Grand Totals Report

WILLIAMSON COUNTY

Tax Year: **2011** As of: **Certification**

T04 - TIF - City of Taylor # 1 (ARB Approved Totals)

Number of Properties: 330

Land Totals

Land - Homesite	(+)	$906,516				
Land - Non Homesite	(+)	$7,392,969				
Land - Ag Market	(+)	$0				
Land - Timber Market	(+)	$0				
Land - Exempt Ag/Timber Market	(+)	$0				
Total Land Market Value	**(=)**	**$8,299,485**	**(+)**	**$8,299,485**		

Improvement Totals

Improvements - Homesite	(+)	$2,891,596				
Improvements - Non Homesite	(+)	$30,072,780				
Total Improvements	**(=)**	**$32,964,376**	**(+)**	**$32,964,376**		

Other Totals

Personal Property (9)		$195,629	(+)	$195,629		
Minerals (0)		$0	(+)	$0		
Autos (0)		$0	(+)	$0		
Total Market Value			**(=)**	**$41,459,490**		**$41,459,490**
Total Homestead Cap Adjustment (8)					(-)	**$117,895**
Total Exempt Property (25)					(-)	**$12,027,095**

Productivity Totals

Total Productivity Market (Non Exempt)	(+)	$0				
Ag Use (0)	(-)	$0				
Timber Use (0)	(-)	$0				
Total Productivity Loss	**(=)**	**$0**			(-)	**$0**
Total Assessed					(=)	**$29,314,500**

Exemptions

(HS Assd 1,938,119)

(HS) Homestead Local (27)	(+)	$0				
(HS) Homestead State (27)	(+)	$0				
(O65) Over 65 Local (12)	(+)	$0				
(O65) Over 65 State (12)	(+)	$0				
(DP) Disabled Persons Local (1)	(+)	$0				
(DP) Disabled Persons State (1)	(+)	$0				
(DV) Disabled Vet (1)	(+)	$5,000				
(HB366) House Bill 366 (1)	(+)	$225				
Total Exemptions	**(=)**	**$5,225**			(-)	**$5,225**
Net Taxable (Before Freeze)					(=)	**$29,309,275**

Assessment Roll Grand Totals Report

WILLIAMSON COUNTY

Tax Year: **2011** As of: **Certification**

T04 - TIF - City of Taylor # 1 (Under ARB Review Totals)

Number of Properties: 25

Land Totals

Land - Homesite	(+)	$16,023				
Land - Non Homesite	(+)	$833,600				
Land - Ag Market	(+)	$0				
Land - Timber Market	(+)	$0				
Land - Exempt Ag/Timber Market	(+)	$0				
Total Land Market Value	**(=)**	**$849,623**	**(+)**	**$849,623**		

Improvement Totals

Improvements - Homesite	(+)	$91,461				
Improvements - Non Homesite	(+)	$2,405,853				
Total Improvements	**(=)**	**$2,497,314**	**(+)**	**$2,497,314**		

Other Totals

Personal Property (3)		$50,510	(+)	$50,510		
Minerals (0)		$0	(+)	$0		
Autos (0)		$0	(+)	$0		
Total Market Value			**(=)**	**$3,397,447**		**$3,397,447**
Total Homestead Cap Adjustment (0)					**(-)**	**$0**
Total Exempt Property (0)					**(-)**	**$0**

Productivity Totals

Total Productivity Market (Non Exempt)	(+)	$0				
Ag Use (0)	(-)	$0				
Timber Use (0)	(-)	$0				
Total Productivity Loss	**(=)**	**$0**			**(-)**	**$0**
Total Assessed					**(=)**	**$3,397,447**

Exemptions

			(HS Assd	**79,109)**		
(HS) Homestead Local (1)	(+)	$0				
(HS) Homestead State (1)	(+)	$0				
Total Exemptions	**(=)**	**$0**			**(-)**	**$0**
Net Taxable (Before Freeze)					**(=)**	**$3,397,447**

using #100K

2011 Effective Tax Rate Worksheet

City of Taylor

See pages 13 to 16 for an explanation of the effective tax rate.

1.	**2010 total taxable value.** Enter the amount of 2010 taxable value on the 2010 tax roll today. Include any adjustments since last year's certification; exclude Section 25.25(d) one-third over-appraisal corrections from these adjustments. This total includes the taxable value of homesteads with tax ceilings (will deduct in line 2) and the captured value for tax increment financing (will deduct taxes in line 14).	$743,121,783
2.	**2010 tax ceilings.** Counties, Cities and Junior College Districts. Enter 2010 total taxable value of homesteads with tax ceilings. These include the homesteads of homeowners age 65 or older or disabled. Other units enter "0" If your taxing units adopted the tax ceiling provision in 2010 or prior year for homeowners age 65 or older or disabled, use this step.	$0
3.	**Preliminary 2010 adjusted taxable value.** Subtract line 2 from line 1.	$743,121,783
4.	**2010 total adopted tax rate.**	$0.813893/$100
5.	**2010 taxable value lost because court appeals of ARB decisions reduced 2010 appraised value.** A. Original 2010 ARB values: $0 B. 2010 values resulting from final court decisions: - $0 C. 2010 value loss. Subtract B from A.	$0
6.	**2010 taxable value, adjusted for court-ordered reductions.** Add line 3 and line 5C.	$743,121,783
7.	**2010 taxable value of property in territory the unit deannexed after January 1, 2010.** Enter the 2010 value of property in deannexed territory.	$0
8.	**2010 taxable value lost because property first qualified for an exemption in 2010.** Note that lowering the amount or percentage of an existing exemption does not create a new exemption or reduce taxable value. If the taxing unit increased an original exemption, use the difference between the original exempted amount and the increased exempted amount. Do not include value lost due to freeport exemptions or tax abatements. A. Absolute exemptions. Use 2010 market value: $366,588 B. Partial exemptions. 2011 exemption amount or 2011 percentage exemption times 2010 value: + $751,987 C. Value loss. Add A and B.	$1,118,575
9.	**2010 taxable value lost because property first qualified for agricultural appraisal (1-d or 1-d-1), timber appraisal, recreational/scenic appraisal or public access airport special appraisal in 2011.** Use only those properties that first qualified in 2011; do not use properties that qualified in 2010. A. 2010 market value: $146,119 B. 2011 productivity or special appraised value: - $7,038 C. Value loss. Subtract B from A.	$139,081
10.	**Total adjustments for lost value.** Add lines 7, 8C and 9C.	$1,257,656

2011 Effective Tax Rate Worksheet (continued)
City of Taylor

11.	**2010 adjusted taxable value.** Subtract line 10 from line 6.	$741,864,127
12.	**Adjusted 2010 taxes.** Multiply line 4 by line 11 and divide by $100.	$6,037,980
13.	**Taxes refunded for years preceding tax year 2010.** Enter the amount of taxes refunded during the last budget year for tax years preceding tax year 2010. Types of refunds include court decisions, Section 25.25(b) and (c) corrections and Section 31.11 payment errors. Do not include refunds for tax year 2010. This line applies only to tax years preceding tax year 2010.	$5,782
14.	**Taxes in tax increment financing (TIF) for tax year 2010.** Enter the amount of taxes paid into the tax increment fund for a reinvestment zone as agreed by the taxing unit. If the unit has no 2011 captured appraised value in Line 16D, enter "0."	$57,504
15.	**Adjusted 2010 taxes with refunds.** Add lines 12 and 13, subtract line 14.	$5,986,258
16.	**Total 2011 taxable value on the 2011 certified appraisal roll today.** This value includes only certified values and includes the total taxable value of homesteads with tax ceilings (will deduct in line 18). These homesteads includes homeowners age 65 or older or disabled. A. **Certified values** only: $732,812,324 B. **Counties:** Include railroad rolling stock values certified by the Comptroller's office: + $0 C. **Pollution control exemption:** Deduct the value of property exempted for the current tax year for the first time as pollution control property (use this line based on attorney's advice): - $0 D. **Tax increment financing:** Deduct the 2011 captured appraised value of property taxable by a taxing unit in a tax increment financing zone for which the 2011 taxes will be deposited into the tax increment fund. Do not include any new property value that will be included in line 21 below. - $7,829,845 E. **Total 2011 value.** Add A and B, then subtract C and D.	$724,982,479
17.	**Total value of properties under protest or not included on certified appraisal roll.** A. **2011 taxable value of properties under protest.** The chief appraiser certifies a list of properties still under ARB protest. The list shows the district's value and the taxpayer's claimed value, if any or an estimate of the value if the taxpayer wins. For each of the properties under protest, use the lowest of these values. Enter the total value. $19,606,048	

2011 Effective Tax Rate Worksheet (continued)
City of Taylor

17. (cont.)	B. **2011 value of properties not under protest or included on certified appraisal roll.** The chief appraiser gives taxing units a list of those taxable properties that the chief appraiser knows about but are not included at appraisal roll certification. These properties also are not on the list of properties that are still under protest. On this list of properties, the chief appraiser includes the market value, appraised value and exemptions for the preceding year and a reasonable estimate of the market value, appraised value and exemptions for the current year. Use the lower market, appraised or taxable value (as appropriate). Enter the total value. + $0 C. **Total value under protest or not certified.** Add A and B.	$19,606,048
18.	**2011 tax ceilings.** Enter 2011 total taxable value of homesteads with tax ceilings. These include the homesteads of homeowners age 65 or older or disabled. Other units enter "0." If your taxing units adopted the tax ceiling provision in 2010 or prior year for homeowners age 65 or older or disabled, use this step.	$0
19.	**2011 total taxable value.** Add lines 16E and 17C. Subtract line 18.	$744,588,527
20.	**Total 2011 taxable value of properties in territory annexed after January 1, 2008.** Include both real and personal property. Enter the 2011 value of property in territory annexed.	$6,560,915
21.	**Total 2011 taxable value of new improvements and new personal property located in new improvements.** "New" means the item was not on the appraisal roll in 2010. An improvement is a building, structure, fixture or fence erected on or affixed to land. A transportable structure erected on its owner's land is also included unless it is held for sale or is there only temporarily. New additions to existing improvements may be included if the appraised value can be determined. New personal property in a new improvement must have been brought into the unit after January 1, 2010 and be located in a new improvement. New improvements do include property on which a tax abatement agreement has expired for 2011. New improvements do not include mineral interests produced for the first time, omitted property that is back assessed and increased appraisals on existing property.	$3,824,338
22.	**Total adjustments to the 2011 taxable value.** Add lines 20 and 21.	$10,385,253
23.	**2011 adjusted taxable value.** Subtract line 22 from line 19.	$734,203,274
24.	**2011 effective tax rate.** Divide line 15 by line 23 and multiply by $100.	$0.815340/$100

2011 Effective Tax Rate Worksheet (continued)
City of Taylor

25.	**COUNTIES ONLY.** Add together the effective tax rates for each type of tax the county levies. The total is the 2011 county effective tax rate.	$/$100

A county, city or hospital district that adopted the additional sales tax in November 2010 or in May 2011 must adjust its effective tax rate. *The Additional Sales Tax Rate Worksheet* on page 39 sets out this adjustment. Do not forget to complete the *Additional Sales Tax Rate Worksheet* if the taxing unit adopted the additional sales tax on these dates.

2011 Rollback Tax Rate Worksheet

City of Taylor

See pages 17 to 21 for an explanation of the rollback tax rate.

26.	**2010 maintenance and operations (M&O) tax rate.**		$0.589826/$100
27.	**2010 adjusted taxable value. Enter the amount from line 11.**		$741,864,127
28.	**2010 M&O taxes.**		
	A. Multiply line 26 by line 27 and divide by $100.	$4,375,707	
	B. **Cities, counties and hospital districts with additional sales tax:** Amount of additional sales tax collected and spent on M&O expenses in 2010. Enter amount from full year's sales tax revenue spent for M&O in 2010 fiscal year, if any. Other units, enter "0." Counties exclude any amount that was spent for economic development grants from the amount of sales tax spent.	+ $734,366	
	C. **Counties:** Enter the amount for the state criminal justice mandate. If second or later year, the amount is for increased cost above last year's amount. Other units, enter "0."	+ $0	
	D. **Transferring function:** If discontinuing all of a department, function or activity and transferring it to another unit by written contract, enter the amount spent by the unit discontinuing the function in the 12 months preceding the month of this calculation. If the unit did not operate this function for this 12-month period, use the amount spent in the last full fiscal year in which the unit operated the function. The unit discontinuing the function will subtract this amount in H below. The unit receiving the function will add this amount in H below. Other units, enter "0."	+/- $0	
	E. Taxes refunded for years preceding tax year 2010: Enter the amount of M&O taxes refunded during the last budget year for tax years preceding tax year 2010. Types of refunds include court decisions, Section 25.25(b) and (c) corrections and Section 31.11 payment errors. Do not include refunds for tax year 2010. This line applies only to tax years preceding tax year 2010.	+ $4,260	
	F. **Enhanced indigent health care expenditures:** Enter the increased amount for the current year's enhanced indigent health care expenditures above the preceding tax year's enhanced indigent health care expenditures, less any state assistance.	+ $0	

2011 Rollback Tax Rate Worksheet (continued)
City of Taylor

28. (cont.)	G. **Taxes in tax increment financing (TIF):** Enter the amount of taxes paid into the tax increment fund for a reinvestment zone as agreed by the taxing unit. If the unit has no 2011 captured appraised value in Line 16D, enter "0." - $57,504 H. **Adjusted M&O Taxes.** Add A, B, C, E and F. For unit with D, subtract if discontinuing function and add if receiving function. Subtract G.	$5,056,829
29.	**2011 adjusted taxable value.** Enter line 23 from the Effective Tax Rate Worksheet.	$734,203,274
30.	**2011 effective maintenance and operations rate.** Divide line 28H by line 29 and multiply by $100.	$0.688750/$100
31.	**2011 rollback maintenance and operation rate.** Multiply line 30 by 1.08. (See lines 49 to 52 for additional rate for pollution control expenses.	$0.743850/$100
32.	**Total 2011 debt to be paid with property taxes and additional sales tax revenue.** "Debt" means the interest and principal that will be paid on debts that: (1) are paid by property taxes, (2) are secured by property taxes, (3) are scheduled for payment over a period longer than one year and (4) are not classified in the unit's budget as M&O expenses. Debt also includes contractual payments to other taxing units that have incurred debts on behalf of this taxing unit, if those debts meet the four conditions above. Include only amounts that will be paid from property tax revenue (or additional sales tax revenue). Do not include appraisal district budget payments. List the debt in "Schedule B: Debt Service." If using unencumbered funds, subtract unencumbered fund amount used from total debt and list remainder.	$1,544,404
33.	**Certified 2010 excess debt collections.** Enter the amount certified by the collector.	$0
34.	**Adjusted 2011 debt.** Subtract line 33 from line 32.	$1,544,404
35.	**Certified 2011 anticipated collection rate.** Enter the rate certified by the collector. If the rate is 100 percent or greater, enter 100 percent.	100.000000%
36.	**2011 debt adjusted for collections.** Divide line 34 by line 35.	$1,544,404
37.	**2011 total taxable value.** Enter the amount on line 19.	$744,588,527
38.	**2011 debt tax rate.** Divide line 36 by line 37 and multiply by $100.	$0.207417/$100
39.	**2011 rollback tax rate.** Add lines 31 and 38.	$0.951267/$100

2011 Rollback Tax Rate Worksheet (continued)
City of Taylor

40.	**COUNTIES ONLY.** Add together the rollback tax rates for each type of tax the county levies. The total is the 2011 county rollback tax rate.	$/$100

A taxing unit that adopted the additional sales tax must complete the lines for the *Additional Sales Tax Rate*. A taxing unit seeking additional rollback protection for pollution control expenses completes the *Additional Rollback Protection for Pollution Control*.

Additional Sales Tax Rate Worksheet
City of Taylor

41.	Units that adopted the sales tax in August or November 2010, or in January or May 2011. Enter the Comptroller's estimate of taxable sales for the previous four quarters. Units that adopted the sales tax before August 2010, skip this line.	$0
42.	Estimated sales tax revenue. Counties exclude any amount that is or will be spent for economic development grants from the amount of estimated sales tax revenue. UNITS THAT ADOPTED THE SALES TAX IN AUGUST OR NOVEMBER 2010, OR IN JANUARY OR MAY 2011. Multiply the amount on line 41 by the sales tax rate (.01, .005, or .0025, as applicable) and multiply the result by .95. -OR- UNITS THAT ADOPTED THE SALES TAX BEFORE AUGUST 2010. Enter the sales tax revenue for the previous four quarters. Do not multiply by .95.	$721,708
43.	2011 total taxable value. Enter the amount from line 37 of the *Rollback Tax Rate Worksheet*.	$744,588,527
44.	Sales tax adjustment rate. Divide line 42 by line 43 and multiply by $100.	$0.096927/$100
45.	2011 effective tax rate, unadjusted for sales tax. Enter the rate from line 24 or 25, as applicable, on the *Effective Tax Rate Worksheet*.	$0.815340/$100
46.	2011 effective tax rate, adjusted for sales tax. UNITS THAT ADOPTED THE SALES TAX IN AUGUST OR NOVEMBER 2010, OR IN JANUARY OR MAY 2011. Subtract line 45 from line 46. -OR- UNITS THAT ADOPTED THE SALES TAX BEFORE AUGUST 2010. Enter line 46, do not subtract.	$0.815340/$100
47.	2011 rollback tax rate, unadjusted for sales tax. Enter the rate from line 39 or 40, as applicable, of the rollback tax rate worksheet.	$0.951267/$100
48.	2011 rollback tax rate, adjusted for sales tax. Subtract line 44 from line 47.	$0.854340/$100

If the additional sales tax rate increased or decreased from last year, contact the Comptroller's office for special instructions on calculating the sales tax projection for the first year after the rate change.

2011 Notice of Effective Tax Rate
Worksheet for Calculation of Tax Increase/Decrease

Entity Name: City of Taylor **Date:** 07/27/2011

1.2010 taxable value, adjusted for court-ordered reductions. Enter line 6 of the Effective Tax Rate Worksheet.	$743,121,783
2.2010 total tax rate. Enter line 4 of the Effective Tax Rate Worksheet.	0.813893
3.Taxes refunded for years preceding tax year 2010. Enter line 13 of the Effective Tax Rate Worksheet.	$5,782
4.Last year's levy. Multiply Line 1 times Line 2 and divide by 100. To the result, add Line 3.	$6,053,998
5.2011 total taxable value. Enter Line 19 of the Effective Tax Rate Worksheet.	$744,588,527
6.2011 effective tax rate. Enter line 24 of the Effective Tax Rate Worksheet or Line 47 of the Additional Sales Tax Rate Worksheet.	0.815340
7.2011 taxes if a tax rate equal to the effective tax rate is adopted. Multiply Line 5 times Line 6 and divide by 100.	$6,070,928
8.Last year's total levy. Sum of line 4 for all funds.	$6,053,998
9.2011 total taxes if a tax rate equal to the effective tax rate is adopted. Sum of line 7 for all funds.	$6,070,928
10. Tax Increase (Decrease). Subtract Line 8 from Line 9.	$16,930

2011 Property Tax Rates in City of Taylor

This notice concerns 2011 property tax rates for City of Taylor. It presents information about three tax rates. Last year's tax rate is the actual rate the taxing unit used to determine property taxes last year. This year's *effective* tax rate would impose the same total taxes as last year if you compare properties taxed in both years. This year's *rollback* tax rate is the highest tax rate the taxing unit can set before taxpayers can start tax rollback procedures. In each case these rates are found by dividing the total amount of taxes by the tax base (the total value of taxable property) with adjustments as required by state law. The rates are given per $100 of property value.

Last year's tax rate:

Last year's operating taxes	$4,375,708
Last year's debt taxes	$1,662,273
Last year's total taxes	$6,037,981
Last year's tax base	$741,864,127
Last year's total tax rate	0.813893/$100

This year's effective tax rate:

	Last year's adjusted taxes (after subtracting taxes on lost property)	$5,986,258
÷	This year's adjusted tax base (after subtracting value of new property)	$734,203,274
=	This year's effective tax rate	0.815340/$100

This year's rollback tax rate:

	Last year's adjusted operating taxes (after subtracting taxes on lost property and adjusting for any transferred function, tax increment financing, state criminal justice mandate and/or enhanced indigent health care expenditures)	$5,056,829
÷	This year's adjusted tax base	$734,203,274
=	This year's effective operating rate	0.688750/$100
×	1.08 = this year's maximum operating rate	0.743850/$100
+	This year's debt rate	0.207417/$100
=	This year's rollback rate	0.951267/$100

A hospital district or city that collects the additional sales tax to reduce property taxes, including one that collects the tax for the first time this year, must insert the following lines:

-	Sales tax adjustment rate	0.096927/$100
=	Rollback tax rate	0.854340/$100

Statement of Increase/Decrease

If City of Taylor adopts a 2011 tax rate equal to the effective tax rate of 0.815340 per $100 of value, taxes would increase compared to 2010 taxes by $ 16,930.

Schedule C - Expected Revenue from Additional Sales Tax

(For hospital districts, cities and counties with additional sales tax to reduce property taxes)
In calculating its effective and rollback tax rates, the unit estimated that it will receive $ 721,708 in additional sales and use tax revenues.
For County: The county has excluded any amount that is or will be distributed for economic development grants from this amount of expected sales tax revenue.

This notice contains a summary of actual effective and rollback tax rates' calculations. You can inspect a copy of the full calculations at .
Name of person preparing this notice:
Title:
Date prepared:

Preliminary

City of Taylor, Texas

$1,000,000 Certificates of Obligation, Series 2011

Assumes 10-Year Repayment @ 3.15%

preliminary, subject to change

Debt Service Schedule

Date	Principal	Coupon	Interest	Total P+I
09/30/2012	-	-	24,850.00	24,850.00
09/30/2013	100,000.00	3.150%	31,500.00	131,500.00
09/30/2014	100,000.00	3.150%	28,350.00	128,350.00
09/30/2015	105,000.00	3.150%	25,200.00	130,200.00
09/30/2016	105,000.00	3.150%	21,892.50	126,892.50
09/30/2017	110,000.00	3.150%	18,585.00	128,585.00
09/30/2018	115,000.00	3.150%	15,120.00	130,120.00
09/30/2019	120,000.00	3.150%	11,497.50	131,497.50
09/30/2020	120,000.00	3.150%	7,717.50	127,717.50
09/30/2021	125,000.00	3.150%	3,937.50	128,937.50
Total	**$1,000,000.00**	-	**$188,650.00**	**$1,188,650.00**

Yield Statistics

Bond Year Dollars	$5,988.89
Average Life	5.989 Years
Average Coupon	3.1500000%
Net Interest Cost (NIC)	3.1500000%
True Interest Cost (TIC)	3.1479376%
Bond Yield for Arbitrage Purposes	3.1479376%
All Inclusive Cost (AIC)	3.1479376%

IRS Form 8038

Net Interest Cost	3.1500000%
Weighted Average Maturity	5.989 Years

Preliminary

City of Taylor, Texas

$1,000,000 Certificates of Obligation, Series 2011

Assumes 15-Year Repayment @ 3.90%

preliminary, subject to change

Debt Service Schedule

Date	Principal	Coupon	Interest	Total P+I
09/30/2012	-	-	30,766.67	30,766.67
09/30/2013	55,000.00	3.900%	39,000.00	94,000.00
09/30/2014	60,000.00	3.900%	36,855.00	96,855.00
09/30/2015	60,000.00	3.900%	34,515.00	94,515.00
09/30/2016	60,000.00	3.900%	32,175.00	92,175.00
09/30/2017	65,000.00	3.900%	29,835.00	94,835.00
09/30/2018	65,000.00	3.900%	27,300.00	92,300.00
09/30/2019	70,000.00	3.900%	24,765.00	94,765.00
09/30/2020	70,000.00	3.900%	22,035.00	92,035.00
09/30/2021	75,000.00	3.900%	19,305.00	94,305.00
09/30/2022	80,000.00	3.900%	16,380.00	96,380.00
09/30/2023	80,000.00	3.900%	13,260.00	93,260.00
09/30/2024	85,000.00	3.900%	10,140.00	95,140.00
09/30/2025	85,000.00	3.900%	6,825.00	91,825.00
09/30/2026	90,000.00	3.900%	3,510.00	93,510.00
Total	**$1,000,000.00**	-	**$346,666.67**	**$1,346,666.67**

Yield Statistics

Bond Year Dollars	$8,888.89
Average Life	8.889 Years
Average Coupon	3.9000000%
Net Interest Cost (NIC)	3.9000000%
True Interest Cost (TIC)	3.8976828%
Bond Yield for Arbitrage Purposes	3.8976828%
All Inclusive Cost (AIC)	3.8976828%

IRS Form 8038

Net Interest Cost	3.9000000%
Weighted Average Maturity	8.889 Years

Preliminary

City of Taylor, Texas

$1,000,000 Certificates of Obligation, Series 2011

Assumes 20-Year Repayment @ 4.35%

preliminary, subject to change

Debt Service Schedule

Date	Principal	Coupon	Interest	Total P+I
09/30/2012	-	-	34,316.67	34,316.67
09/30/2013	35,000.00	4.350%	43,500.00	78,500.00
09/30/2014	35,000.00	4.350%	41,977.50	76,977.50
09/30/2015	40,000.00	4.350%	40,455.00	80,455.00
09/30/2016	40,000.00	4.350%	38,715.00	78,715.00
09/30/2017	40,000.00	4.350%	36,975.00	76,975.00
09/30/2018	45,000.00	4.350%	35,235.00	80,235.00
09/30/2019	45,000.00	4.350%	33,277.50	78,277.50
09/30/2020	45,000.00	4.350%	31,320.00	76,320.00
09/30/2021	50,000.00	4.350%	29,362.50	79,362.50
09/30/2022	50,000.00	4.350%	27,187.50	77,187.50
09/30/2023	55,000.00	4.350%	25,012.50	80,012.50
09/30/2024	55,000.00	4.350%	22,620.00	77,620.00
09/30/2025	60,000.00	4.350%	20,227.50	80,227.50
09/30/2026	60,000.00	4.350%	17,617.50	77,617.50
09/30/2027	65,000.00	4.350%	15,007.50	80,007.50
09/30/2028	65,000.00	4.350%	12,180.00	77,180.00
09/30/2029	70,000.00	4.350%	9,352.50	79,352.50
09/30/2030	70,000.00	4.350%	6,307.50	76,307.50
09/30/2031	75,000.00	4.350%	3,262.50	78,262.50
Total	**$1,000,000.00**	-	**$523,909.17**	**$1,523,909.17**

Yield Statistics

Bond Year Dollars	$12,043.89
Average Life	12.044 Years
Average Coupon	4.3500000%
Net Interest Cost (NIC)	4.3500000%
True Interest Cost (TIC)	4.3476719%
Bond Yield for Arbitrage Purposes	4.3476719%
All Inclusive Cost (AIC)	4.3476719%

IRS Form 8038

Net Interest Cost	4.3500000%
Weighted Average Maturity	12.044 Years

City of Taylor, Texas

$2,000,000 Certificates of Obligation, Series 2011

Assumes 20-Year Repayment @ 4.35%

preliminary, subject to change

Debt Service Schedule

Date	Principal	Coupon	Interest	Total P+I
09/30/2012	-	-	68,633.34	68,633.34
09/30/2013	70,000.00	4.350%	87,000.00	157,000.00
09/30/2014	70,000.00	4.350%	83,955.00	153,955.00
09/30/2015	80,000.00	4.350%	80,910.00	160,910.00
09/30/2016	80,000.00	4.350%	77,430.00	157,430.00
09/30/2017	80,000.00	4.350%	73,950.00	153,950.00
09/30/2018	90,000.00	4.350%	70,470.00	160,470.00
09/30/2019	90,000.00	4.350%	66,555.00	156,555.00
09/30/2020	90,000.00	4.350%	62,640.00	152,640.00
09/30/2021	100,000.00	4.350%	58,725.00	158,725.00
09/30/2022	100,000.00	4.350%	54,375.00	154,375.00
09/30/2023	110,000.00	4.350%	50,025.00	160,025.00
09/30/2024	110,000.00	4.350%	45,240.00	155,240.00
09/30/2025	120,000.00	4.350%	40,455.00	160,455.00
09/30/2026	120,000.00	4.350%	35,235.00	155,235.00
09/30/2027	130,000.00	4.350%	30,015.00	160,015.00
09/30/2028	130,000.00	4.350%	24,360.00	154,360.00
09/30/2029	140,000.00	4.350%	18,705.00	158,705.00
09/30/2030	140,000.00	4.350%	12,615.00	152,615.00
09/30/2031	150,000.00	4.350%	6,525.00	156,525.00
Total	**$2,000,000.00**	-	**$1,047,818.34**	**$3,047,818.34**

Yield Statistics

Bond Year Dollars	$24,087.78
Average Life	12.044 Years
Average Coupon	4.3500000%
Net Interest Cost (NIC)	4.3500000%
True Interest Cost (TIC)	4.3476719%
Bond Yield for Arbitrage Purposes	4.3476719%
All Inclusive Cost (AIC)	4.3476719%

IRS Form 8038

Net Interest Cost	4.3500000%
Weighted Average Maturity	12.044 Years

Preliminary

City of Taylor, Texas

$3,000,000 Certificates of Obligation, Series 2011

Assumes 20-Year Repayment @ 4.35%

preliminary, subject to change

Debt Service Schedule

Date	Principal	Coupon	Interest	Total P+I
09/30/2012	-	-	102,950.00	102,950.00
09/30/2013	105,000.00	4.350%	130,500.00	235,500.00
09/30/2014	110,000.00	4.350%	125,932.50	235,932.50
09/30/2015	115,000.00	4.350%	121,147.50	236,147.50
09/30/2016	120,000.00	4.350%	116,145.00	236,145.00
09/30/2017	125,000.00	4.350%	110,925.00	235,925.00
09/30/2018	130,000.00	4.350%	105,487.50	235,487.50
09/30/2019	135,000.00	4.350%	99,832.50	234,832.50
09/30/2020	140,000.00	4.350%	93,960.00	233,960.00
09/30/2021	150,000.00	4.350%	87,870.00	237,870.00
09/30/2022	155,000.00	4.350%	81,345.00	236,345.00
09/30/2023	160,000.00	4.350%	74,602.50	234,602.50
09/30/2024	165,000.00	4.350%	67,642.50	232,642.50
09/30/2025	175,000.00	4.350%	60,465.00	235,465.00
09/30/2026	180,000.00	4.350%	52,852.50	232,852.50
09/30/2027	190,000.00	4.350%	45,022.50	235,022.50
09/30/2028	195,000.00	4.350%	36,757.50	231,757.50
09/30/2029	210,000.00	4.350%	28,275.00	238,275.00
09/30/2030	215,000.00	4.350%	19,140.00	234,140.00
09/30/2031	225,000.00	4.350%	9,787.50	234,787.50
Total	**$3,000,000.00**	-	**$1,570,640.00**	**$4,570,640.00**

Yield Statistics

Bond Year Dollars	$36,106.67
Average Life	12.036 Years
Average Coupon	4.3500000%
Net Interest Cost (NIC)	4.3500000%
True Interest Cost (TIC)	4.3476702%
Bond Yield for Arbitrage Purposes	4.3476702%
All Inclusive Cost (AIC)	4.3476702%

IRS Form 8038

Net Interest Cost	4.3500000%
Weighted Average Maturity	12.036 Years

FINANCIAL STATEMENT

AS OF: JULY 31ST, 2011

300-MUNICIPAL DRAINAGE UTILIT

FINANCIAL SUMMARY

ACCT # ACCOUNT NAME	ANNUAL BUDGET	CURRENT PERIOD	Y-T-D ACTUAL	% OF BUDGET	Y-T-D ENCUMB.	BUDGET BALANCE
REVENUE SUMMARY						
330-INTERGOVERNMENTAL REV	0.00	0.00	0.00	0.00	0.00	0.00
340-CHARGES FOR SERVICES	0.00	12,884.30	76,115.64	0.00	0.00	(76,115.64)
430-USE OF MONEY AND PROP	0.00	0.00	0.00	0.00	0.00	0.00
*** TOTAL REVENUES ***	0.00	12,884.30	76,115.64	0.00	0.00	(76,115.64)
EXPENDITURE SUMMARY						
750-MUNICIPAL DRAINAGE	0.00	2.40	2.40	0.00	0.00	(2.40)
*** TOTAL EXPENDITURES ***	0.00	2.40	2.40	0.00	0.00	(2.40)
*** TOTAL PROFIT / (LOSS) ***	0.00	12,881.90	76,113.24	0.00	0.00	(76,113.24)

FINANCIAL STATEMENT

AS OF: JULY 31ST, 2011

300-MUNICIPAL DRAINAGE UTILIT

REVENUES

ACCT #	ACCOUNT NAME	ANNUAL BUDGET	CURRENT PERIOD	Y-T-D ACTUAL	% OF BUDGET	Y-T-D ENCUMB.	BUDGET BALANCE
330-INTERGOVERNMENTAL REVENUES							
330-219	OTHER FEDERAL GRANTS	0.00	0.00	0.00	0.00	0.00	0.00
330-229	OTHER STATE GRANTS	0.00	0.00	0.00	0.00	0.00	0.00
330-238	LOCAL REIMBURSEMENT/REFUNDS	0.00	0.00	0.00	0.00	0.00	0.00
330-239	OTHER LOCAL CONTRIBUTIONS	0.00	0.00	0.00	0.00	0.00	0.00
** REVENUE CATEGORY TOTAL **		0.00	0.00	0.00	0.00	0.00	0.00
340-CHARGES FOR SERVICES							
340-260	DRAINAGE FEES	0.00	12,704.79	75,162.86	0.00	0.00	(75,162.86)
340-274	LATE PAYMENT FEE	0.00	179.51	952.78	0.00	0.00	(952.78)
340-289	CREDIT CARD PROCESSING FEE	0.00	0.00	0.00	0.00	0.00	0.00
** REVENUE CATEGORY TOTAL **		0.00	12,884.30	76,115.64	0.00	0.00	(76,115.64)
430-USE OF MONEY AND PROPERTY							
430-331	INTEREST INCOME	0.00	0.00	0.00	0.00	0.00	0.00
430-334	MISCELLANEOUS REVENUE	0.00	0.00	0.00	0.00	0.00	0.00
** REVENUE CATEGORY TOTAL **		0.00	0.00	0.00	0.00	0.00	0.00
*** TOTAL REVENUES ***		0.00	12,884.30	76,115.64	0.00	0.00	(76,115.64)

FINANCIAL STATEMENT

AS OF: JULY 31ST, 2011

300-MUNICIPAL DRAINAGE UTILIT

750-MUNICIPAL DRAINAGE

DEPARTMENT EXPENSES

ACCT # ACCOUNT NAME	ANNUAL BUDGET	CURRENT PERIOD	Y-T-D ACTUAL	% OF BUDGET	Y-T-D ENCUMB.	BUDGET BALANCE
500-CONTRACT SERVICES AND FEES						
PROFESSIONAL SERVICES						
750-511 LEGAL SERVICES	0.00	0.00	0.00	0.00	0.00	0.00
750-512 ENGINEERING SERVICES	0.00	0.00	0.00	0.00	0.00	0.00
750-519 PROFESSIONAL SERVICES	0.00	0.00	0.00	0.00	0.00	0.00
* SUB-CATEGORY TOTAL *	0.00	0.00	0.00	0.00	0.00	0.00
FEES FOR SERVICES						
750-528 ADVERTISING	0.00	0.00	0.00	0.00	0.00	0.00
* SUB-CATEGORY TOTAL *	0.00	0.00	0.00	0.00	0.00	0.00
CONTRACT SERVICES						
750-539 OTHER CONTRACT SERVICES	0.00	0.00	0.00	0.00	0.00	0.00
* SUB-CATEGORY TOTAL *	0.00	0.00	0.00	0.00	0.00	0.00
ANNUAL MAINTENANCE FEES						
750-543 CREDIT CARD FEES	0.00	0.00	0.00	0.00	0.00	0.00
* SUB-CATEGORY TOTAL *	0.00	0.00	0.00	0.00	0.00	0.00
** CATEGORY TOTAL **	0.00	0.00	0.00	0.00	0.00	0.00
600-DEPRECIATION/BAD DEBT EXPE						
DEPRECIATION						
750-601 DEPRECIATION EXPENSE	0.00	0.00	0.00	0.00	0.00	0.00
* SUB-CATEGORY TOTAL *	0.00	0.00	0.00	0.00	0.00	0.00

FINANCIAL STATEMENT

AS OF: JULY 31ST, 2011

300-MUNICIPAL DRAINAGE UTILIT

750-MUNICIPAL DRAINAGE

DEPARTMENT EXPENSES

ACCT # ACCOUNT NAME	ANNUAL BUDGET	CURRENT PERIOD	Y-T-D ACTUAL	% OF BUDGET	Y-T-D ENCUMB.	BUDGET BALANCE
BAD DEBT						
750-651 BAD DEBT	0.00	2.40	2.40	0.00	0.00	(2.40)
* SUB-CATEGORY TOTAL *	0.00	2.40	2.40	0.00	0.00	(2.40)
** CATEGORY TOTAL **	0.00	2.40	2.40	0.00	0.00	(2.40)
800-CONTRIBUTIONS & CONTINGENC						
CONTRIBUTIONS/TRANSFERS						
750-815 TRANSFER OUT	0.00	0.00	0.00	0.00	0.00	0.00
* SUB-CATEGORY TOTAL *	0.00	0.00	0.00	0.00	0.00	0.00
** CATEGORY TOTAL **	0.00	0.00	0.00	0.00	0.00	0.00
900-DEBT SERVICE						
LONG TERM DEBT/CAPITAL LEASE						
750-921 TRANSFER TO I & S PRINCIPAL	0.00	0.00	0.00	0.00	0.00	0.00
750-922 TRANSFER TO I & S INTEREST	0.00	0.00	0.00	0.00	0.00	0.00
* SUB-CATEGORY TOTAL *	0.00	0.00	0.00	0.00	0.00	0.00
** CATEGORY TOTAL **	0.00	0.00	0.00	0.00	0.00	0.00
*** DEPARTMENT TOTAL ***	0.00	2.40	2.40	0.00	0.00	(2.40)
*** TOTAL EXPENSES ***	0.00	2.40	2.40	0.00	0.00	(2.40)
*** TOTAL PROFIT / (LOSS) ***	0.00	12,881.90	76,113.24	0.00	0.00	(76,113.24)

FINANCIAL STATEMENT

AS OF: JULY 31ST, 2011

300-MUNICIPAL DRAINAGE UTILIT

750-MUNICIPAL DRAINAGE

DEPARTMENT EXPENSES

ACCT #	ACCOUNT NAME	ANNUAL BUDGET	CURRENT PERIOD	Y-T-D ACTUAL	% OF BUDGET	Y-T-D ENCUMB.	BUDGET BALANCE

*** END OF REPORT ***

R E C A P

SERVICE	TABLE	STEP	# SERVICES
045 - DRAINAGE FEE	C	1	539
045 - DRAINAGE FEE	R	1	5,098
SERVICE CODE TOTAL			5,637
RECAP TOTALS			5,637

FY2011-12 BUDGET WORKSHOP

City of Taylor
Organizational Chart

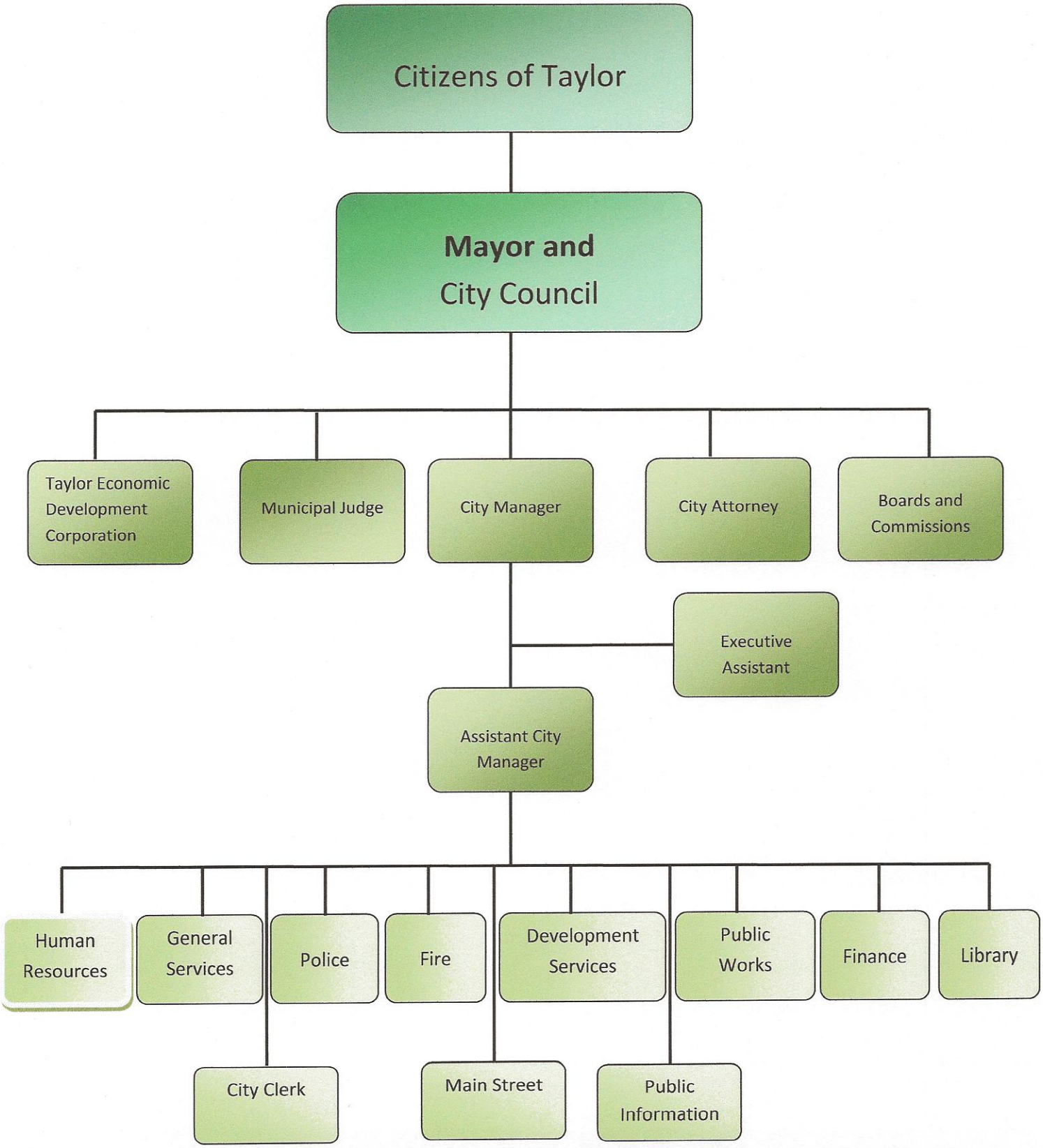

BUDGET SUMMARIES

CITY OF TAYLOR

COMBINED SUMMARY OF ESTIMATED REVENUES AND EXPENDITURES OF ALL FUNDS

	FY2011-12 Proposed Revenues	FY2011-12 Proposed Expenditures	FY2011-12 Proposed Balance
Operating Budgets:			
General Fund	$ 10,696,910	$ 10,696,910	0
Cemetery Fund	136,790	161,634	(24,844)
Proprietary Funds			
Utility Fund	$ 6,837,878	$ 6,837,878	0
Airport Fund	478,902	467,814	11,088
Municipal Drainage Utility Fund	156,400	60,000	96,400
Subtotal	$ 7,473,180	$ 7,365,692	$ 107,488
Subtotal Operating	**$ 18,306,880**	**$ 18,224,236**	**$ 82,644**
Special Revenue			
Tax Increment Financing Fund	$ 92,424	$ 20,000	$ 72,424
Hotel/Motel Fund	$ 80,000	$ 60,000	$ 20,000
Texas Capital Fund	25,021	25,021	0
Main Street Fund	21,000	35,500	(14,500)
Cemetery Land Purchases Fund	2,600	0	2,600
Municipal Court Special Fund	21,000	0	21,000
Library Grant/Donation Fund	5,300	5,000	300
Subtotal Special Revenue	**$ 247,345**	**$ 145,521**	**$ 101,824**
Other Funds:			
Utility Impact Fund	18,525	0	18,525
Roadway Impact Fund	22,000	0	22,000
Cemetery Permanent Fund	34,000	22,025	11,975
Subtotal	**$ 74,525**	**$ 22,025**	**$ 52,500**
Internal Service Funds			
Fleet Services Operation Fund	$ 621,112	$ 621,112	0
Fleet Replacement Fund	0	96,810	(96,810)
Civil Service Fund	$ 10,000	0	$ 10,000
Subtotal	**631,112**	**717,922**	**(86,810)**
Debt Services Funds			
General & CO's I&S Fund	$ 1,543,604	$ 1,644,504	$ (100,900)
Utility CO's I&S Fund	2,431,787	2,431,787	0
Airport CO's	38,493	38,493	0
Subtotal	**$ 4,013,884**	**$ 4,114,784**	**$ (100,900)**
Total	**$ 23,273,746**	**$ 23,224,488**	**$ 49,258**

GENERAL FUND

GENERAL FUND REVENUES

Revenue Assumptions

Taxes

Ad Valorem Tax- The certified 2011 taxable value per the Tax Appraisal District will not be available until July 26th. What is provided for council are estimated numbers for the ad valorem tax revenue which is subject to change. The tax rate used for this budget is the current tax rate of .813893. The current rate for revenue was calculated using a maintenance and operation tax of .589826 per $100 of taxable value and a collection rate of 98% as follows:

Estimated Total Taxation Value	$741,331,609
Proposed Tax Rate Per $100 Valuation	0.813893
Gross Revenues from taxes	$ 6,033,646
Estimated percentage of collections	98%
Total estimated funds from tax levy	$ 5,912,973

Distribution of Tax Revenue:

	Tax Rate	Total
Maintenance & Operation	0.589826	$4,270,570
Interest & Sinking	0.224067	$1,642,403
TOTAL	0.813893(Current Tax Rate)	$5,912,973

Note-Staff is recommending that the use of $100,000 to used from fund balance in the Debt Service Fund to pay debt. A reduction in the tax rate for I&S and an increase for M&O tax rate will be the result.

Sales Tax- The FY2011-12 proposed budget is $2,230,480 which is the same amount as the FY2010-11 the projected year end budget. The City's sales tax revenue trend has been experiencing a decline during the FY2008-09 and FY2009-10, the assumption is made that sales tax will increase in the last quarter of the FY2010-11 budget as the economy improves.

Franchise Tax (Electric, Gas, Telephone, Cable, Mixed Beverage, Solid Waste and Misc. Occupancy Tax) - Projections for the FY2011-12 reflect an increase from the prior year budget. This assumption is based on the projected ending revenues for FY2010-11. Franchise tax revenue in the FY2010-11 was budgeted totaling $876,849. In the FY2011-12 proposed budget, franchise tax is budgeted at $899,600.

Permits & Licenses

Revenues in the permits and licenses categories reflect a decrease over the last year's budget due to a slow down turn in development. The proposed budget for FY2011-12 is $129,050 which is a decrease from the adopted budget amount of $143,865 for the FY2010-11, but projections are at $127,500.

Intergovernmental Revenues

In this category, there are revenue sources from federal, state, county, and other local sources which come to the City by means of grants, contributions, and donation proceeds. This category is somewhat difficult to predict, since grant funding is unknown until the award and may not fall in the budget year planned.

Charges for Services

This category comprises of revenues that are charged for services rendered by the city. In the FY2011-12 proposed budget reflects an increase from the FY2010-11 adopted budget by $70,062 or 5.1%. The major increases are reflected in the proposed budget are refuse collection charges, park fees and fire responder ems fees. This category is 13.3% of total revenue for the general fund which is the second largest revenue category.

Transfers

In the FY2011-12 proposed budget, includes transfers of $980,000 from the Utility Fund ($850,000), Airport Fund ($30,000), Cemetery Fund ($40,000) and Municipal Drainage Utility Fund ($60,000).

Fines & Forfeitures

Court Fines and Fees-The FY2011-12 proposed budget reflected a total of $329,900. The projected for court fines for FY2010-11 is estimated to be same amount which is an increased from adopted budget. Court fines and fees in the FY2011-12 proposed budget reflects an increase of $41,700 or 14.5% from the FY2010-11 adopted budget

Library fines-The FY2011-12 proposed budgeted amount reflects a slight decrease from the prior year adopted budget with a budgeted amount of $7,000.

Miscellaneous Revenues

These categories consist of: assessments, use of money and property, donations, and sale of asset. The combined budget for these categories is proposed at $154,000 for the FY2011-12 which is decreased from the FY2010-11 adopted budget by $17,150 or 10%, but an increase in by $304,416 when compared to FY2010-11 project budget for this category.

0-GENERAL FUND
REVENUES

		2008-2009 ACTUAL	2009-2010 ACTUAL	2010-2011 CURRENT BUDGET	2010-2011 YEAR-TO-DATE ACTUAL	2010-2011 PROJECTED YEAR END	2011-2012 REQUESTED BUDGET	2011-2012 ADMIN. RECOMENDED
10-TAXES								
00-310-111	CURRENT PROPERTY TAXES	4,199,922	4,106,761	4,216,473	4,215,963	4,240,000	4,370,000	
00-310-112	DELINQUENT PROPERTY TAXES	63,972	139,396	80,000	47,405	65,000	65,000	
00-310-113	PROPERTY TAX-PENALTY&INTER	54,148	81,858	60,000	48,284	62,000	62,000	
00-310-121	CITY SALES TAX	2,248,042	2,239,952	2,369,000	1,646,707	2,230,480	2,230,480	
00-310-131	TELEPHONE	65,508	61,786	65,000	43,758	60,000	62,000	
00-310-132	ATMOS GAS FRANCHISE	88,721	108,822	90,000	78,112	97,000	100,000	
00-310-133	MIXED BEVERAGE DRINKS	1,873	2,281	2,000	6,194	6,600	6,600	
00-310-134	ELECTRIC	446,175	453,739	450,000	353,467	455,000	457,000	
00-310-135	CABLE	120,645	124,849	124,849	91,854	124,000	124,000	
00-310-136	SOLID WASTE COLLECTION	139,459	148,447	145,000	90,018	150,000	150,000	
00-310-141	OCCUPANCY TAX/SKILL GAMES	420	345	345	330	330	330	
00-310-142	OCCUP. TAX/MOBILE HOMES	250	55	0	500	500	500	
TOTAL 310-TAXES		7,429,134	7,468,290	7,602,667	6,622,591	7,490,910	7,627,910	
20-PERMITS AND LICENSES								
00-320-151	PLAT/ZONING PERMITS	3,890	6,066	5,000	4,620	5,000	5,000	
00-320-152	BUILDING PERMIT	33,322	33,157	50,000	18,314	50,000	35,000	
00-320-153	ELECTRICAL PERMITS	18,257	18,173	20,750	10,007	18,000	18,000	
00-320-154	PLUMBING PERMIT FEES	16,297	12,775	20,750	8,938	15,000	15,650	
00-320-155	GAS PERMIT FEES	2,250	4,124	4,000	2,934	4,000	5,300	
00-320-156	MECHANICAL PERMIT FEES	13,957	15,809	21,665	7,783	15,000	15,000	
00-320-158	MANUFACTURED HOMES PERMIT	0	0	0	0	0	600	
00-320-162	BEER/WINE SALES LICENSES	2,658	5,988	5,200	1,865	2,500	7,000	
00-320-163	DOG TAG/LICENSE	6,429	4,517	4,000	5,253	5,500	15,000	
00-320-164	MISC LICENSES/PERMITS	8,531	12,600	12,500	9,063	12,500	12,500	
TOTAL 320-PERMITS AND LICENSES		105,591	113,208	143,865	68,778	127,500	129,050	
30-INTERGOVERNMENTAL REVENUES								
00-330-218	USDA-RC&D REIMBURSEMENT	6,500	3,000	3,000	4,500	4,500	0	
00-330-219	OTHER FEDERAL GRANTS	0	10,575	0	0	0	0	
00-330-221	OFFICER STANDARDS & EDUCAT	2,477	2,408	2,475	2,327	2,327	2,400	
00-330-229	OTHER STATE GRANTS	0	4,000	0	3,570	3,750	0	
00-330-232	CAPITAL AREA PLANNING COUC	750	750	0	750	750	750	
00-330-234	TEDC CONTRIBUTIONS	0	0	0	14,500	14,500	0	
00-330-235	TISD-POLICE OFFICER REIMBU	62,893	47,999	37,500	21,697	40,000	40,000	
00-330-237	COUNTY/LOCAL GRANTS	0	9,987	0	0	0	0	
00-330-238	LOCAL REIMBURSEMENTS/REFUN	470	0	0	0	0	0	
TOTAL 330-INTERGOVERNMENTAL REVENUES		73,089	78,719	42,975	47,343	65,827	43,150	

)-GENERAL FUND
REVENUES

	2008-2009 ACTUAL	2009-2010 ACTUAL	2010-2011 CURRENT BUDGET	2010-2011 YEAR-TO-DATE ACTUAL	2010-2011 PROJECTED YEAR END	2011-2012 REQUESTED BUDGET	2011-2012 ADMIN. RECOMENDED
40-CHARGES FOR SERVICES							
00-340-251 REFUSE COLLECTION CHARGES	1,054,624	1,218,644	1,195,000	789,351	1,205,000	1,210,000	
00-340-258 DOG POUND FEES	11,695	9,393	10,000	5,647	9,000	10,000	
00-340-261 POOL ADMISSION	39,084	30,738	39,000	22,950	39,000	39,000	
00-340-264 PAVILLION/AUDITORIUM RENTA	4,508	9,660	6,000	3,262	6,000	7,000	
00-340-265 LIBRARY SERVICES	9,719	9,491	9,500	6,810	9,500	9,500	
00-340-266 PLAN REVIEW FEES	1,200	1,300	1,500	1,150	1,500	1,500	
00-340-267 ENGINEERING/INSPECTION FEE	9,149	5,596	5,000	0	5,000	5,000	
00-340-268 LIBRARY MEETING RM. RENTA	1,138	875	1,000	875	1,000	1,000	
00-340-269 PARK FEES	0	33,212	35,000	79,344	80,000	80,000	
00-340-270 LEAGUE FEES	0	2,970	5,000	2,280	4,000	4,000	
00-340-289 CREDIT CARD PROCESSING FEE	3,813	3,456	3,638	3,873	5,000	5,000	
00-340-291 FIRE INSPECTION FEES	4,454	6,276	5,000	3,703	5,000	5,000	
00-340-292 FIRE RESPONDER EMS FEES	10,463	11,971	10,000	16,426	18,000	18,000	
00-340-293 LIEN FEES	758	230	200	800	900	900	
00-340-295 POLICE SERVICES	31,295	25,217	30,000	19,853	30,000	30,000	
TOTAL 340-CHARGES FOR SERVICES	1,181,899	1,369,029	1,355,838	956,323	1,418,900	1,425,900	
10-FINES AND FORFEITURES							
00-410-306 COURT ADMINISTRATION FEE	47,765	26,611	40,000	10,051	12,000	12,000	
00-410-307 DEF. DRIVING APP. FEE	6,481	4,763	5,000	4,705	6,000	6,000	
00-410-308 DISMISSAL FEE	3,210	5,460	4,500	5,161	6,500	6,500	
00-410-309 JUDICIAL FEE-CITY	1,609	1,327	1,500	1,457	1,800	1,800	
00-410-310 OMNIBASE LOCAL FEE	(588)	1,395	1,200	1,286	1,600	1,600	
00-410-311 MUNICIPAL COURT FINES	181,487	187,681	180,000	191,797	230,000	230,000	
00-410-312 CHILD SAFETY FEES	9,264	5,107	7,000	12,503	14,000	14,000	
00-410-313 TRAFFIC COURT FEES	6,003	4,853	6,000	5,674	6,200	7,000	
00-410-314 WARRANT FEES	19,756	21,036	20,000	22,032	28,000	28,000	
00-410-315 NOTICE/ARREST FEES	13,464	11,265	12,000	11,392	12,000	12,000	
00-410-317 COURT TIME PAYMENT FEE	10,441	10,655	11,000	9,225	11,000	11,000	
00-410-318 LIBRARY FINES	8,648	7,030	7,500	4,749	7,000	7,000	
00-410-319 SEIZURE/FORFEITURES	899	638	0	2,503	2,504	0	
TOTAL 410-FINES AND FORFEITURES	308,439	287,821	295,700	282,535	338,604	336,900	
20-ASSESSMENTS							
00-420-325 PAVING LIEN DEPOSITS	0	123	150	0	0	0	
00-420-326 OTHER SPECIAL ASSESSMENTS	1,250	3,919	0	960	960	1,000	
00-420-327 LDT CLEAN UP ASSESSMENTS	10,793	6,160	5,000	11,642	11,640	10,000	
00-420-329 PAYMENT OF CLAIMS	2,149	0	0	0	0	0	
TOTAL 420-ASSESSMENTS	14,193	10,201	5,150	12,602	12,600	11,000	

)-GENERAL FUND
REVENUES

	2008-2009 ACTUAL	2009-2010 ACTUAL	2010-2011 CURRENT BUDGET	2010-2011 YEAR-TO-DATE ACTUAL	2010-2011 PROJECTED YEAR END	2011-2012 REQUESTED BUDGET	2011-2012 ADMIN. RECOMENDED
30-USE OF MONEY AND PROPERTY							
)0-430-331 INTEREST INCOME	66,975	41,966	50,000	24,876	35,000	35,000	
)0-430-333 RENTAL INCOME(LEASES)	900	17,984	6,000	27,149	31,950	18,000	
)0-430-334 COLLECTIONS/GENERAL REVENU	78,900	44,102	25,000	10,203	11,000	15,000	
)0-430-335 REIMBURSEMENTS/REPAYMENTS	72,063	79,703	78,000	54,397	70,000	70,000	
)0-430-337 UNREALIZED GAIN/LOSS INVE(	22,730)	(20,402)	0	(12,785)	0	0	
TOTAL 430-USE OF MONEY AND PROPERTY	196,107	163,353	159,000	103,839	147,950	138,000	
40-DONATIONS FROM PRIVATE SOU							
)0-440-349 OTHER PUBLIC SAFETY DONATI	3,900	4,466	5,000	10,171	10,141	5,000	
)0-440-353 DONATIONS PARKS AND LIBRAR	75	1,204	0	0	0	0	
)0-440-355 LOUIS NED BEQUEST	0	0	0	287,098	287,098	0	
)0-440-359 MISCELLANEOUS DONATIONS	2,430	2,660	0	1,410	50	0	
TOTAL 440-DONATIONS FROM PRIVATE SOU	6,405	8,330	5,000	298,679	297,289	5,000	
50-INTERFUND OPERATING TRANSF							
)0-450-367 TRANSFER FROM MDUS	0	0	0	0	0	60,000	
)0-450-370 TRANSFER IN	18,483	0	9,000	6,750	9,000	0	
)0-450-371 TRANSFER FROM UTILITY FUND	892,500	800,000	850,000	0	850,000	850,000	
)0-450-372 TRANSFER FROM AIRPORT FUND	30,000	30,000	30,000	22,500	30,000	30,000	
)0-450-373 TRANSFER FROM CEMETERY FUN	40,000	40,000	40,000	30,000	40,000	40,000	
TOTAL 450-INTERFUND OPERATING TRANSF	980,983	870,000	929,000	59,250	929,000	980,000	
60-PROCEEDS GEN FIXED ASSETS							
)0-460-374 SALE OF SURPLUS EQUIPMENT	4,309	1,767	2,000	0	0	0	
)0-460-375 SALE OF LAND	15,000	0	0	0	0	0	
)0-460-379 SALE OF MISC. ASSETS	191	0	0	577	577	0	
TOTAL 460-PROCEEDS GEN FIXED ASSETS	19,500	1,767	2,000	577	577	0	
70-PROCEEDS GEN LONG TERM LIA							
TOTAL REVENUES	10,315,341	10,370,718	10,541,195	8,452,517	10,829,157	10,696,910	

WCAD
Williamson Central Appraisal District

625 F.M. 1460
Georgetown, Texas 78626

(512) 930-3787 – Austin Metro
(512) 930-0391 – Facsimile

Chief Appraiser
Alvin Lankford
(512) 931-3787

alvinl@wcad.org

April 27, 2011

Jim Dunaway, City Manager
400 Porter St
Taylor, TX 76574-3600

Dear Mr. Dunaway:

Enclosed is the 2011 certified estimate of value for *City of Taylor*. Please keep in mind that although certified, this is still an estimate.

It is very early in the process. Business personal property values are currently being worked and we have the appeal process to complete. These factors can have an impact on this estimate.

Our office will process 2011 Preliminary Assessment Roll Grand Total Reports on a weekly basis beginning the first week of May. These reports will be updated each Wednesday and can be accessed on the WCAD website, www.wcad.org.

Feel free to call our office if you have any questions, or need assistance

With Kindest Regards,

Alvin Lankford
Chief Appraiser

Enclosures

CC: Deborah Hunt, A/C

ARL / kt

2011 CERTIFIED ESTIMATE OF APPRAISED VALUE

I, Alvin Lankford, Chief Appraiser for the Williamson Central Appraisal District, do solemnly swear that the value reflected below is the 2011 Certified Estimate of Value for property taxable by:

City of Taylor

$741,331,609	**2011 CERTIFIED ESTIMATE OF NET TAXABLE VALUE BEFORE FREEZE**
April 27, 2011	
Date	**Alvin Lankford** **Chief Appraiser**

On this 29th day of April, 2011, personally appeared Alvin Lankford, who having been duly sworn by me, subscribed to the foregoing certification and upon oath states that the facts contained in said certification are true.

NOTARY PUBLIC

VICKI S. WILLIAMS
Notary Public, State of Texas
My Commission Expires
JANUARY 23, 2012

CITY OF TAYLOR (CTA)	Percent Change from 2007 Prelim (5/28/07) to Supp 2007.9	Percent Change from 2008 Prelim (5/21/08) to Supp 2008.8	Percent Change from 2009 Prelim (5/20/09) to Supp 2009.8	Percent Change from 2010 Prelim (4/19/10) to Supp 2010.9	Percent Change Average 2006-2010	2011 Preliminary Value 4/18/11 (Net taxable before freeze)	Chief Appraiser Suggested 2011 Reduction %	2011 Certified Estimate Using Suggested 2011 Reduction %	Percent Change from Supp 2010.9 to 2011 Preliminary (4/18/11)	Percent Change from Supp 2010.9 to 2011 Certified Estimate
TAXABLE (before freeze)	-6.47%	-5.29%	-5.13%	-4.37%	-4.20%	$780,349,062	-5.00%	$741,331,609	5.01%	-0.25%

Assessment Roll Grand Totals Report

WILLIAMSON COUNTY

Tax Year: 2011 As of: Preliminary Table Generated: 4/16/2011 2:49:

CTA - City of Taylor

Number of Properties: 7647

Land Totals						
Land - Homesite	(+)	$101,731,826				
Land - Non Homesite	(+)	$106,938,868				
Land - Ag Market	(+)	$42,379,573				
Land - Timber Market	(+)	$0				
Land - Exempt Ag/Timber Market	(+)	$0				
Total Land Market Value	**(=)**	**$251,050,267**	**(+)**	**$251,050,267**		
Improvement Totals						
Improvements - Homesite	(+)	$351,824,810				
Improvements - Non Homesite	(+)	$300,696,332				
Total Improvements	**(=)**	**$652,521,142**	**(+)**	**$652,521,142**		
Other Totals						
Personal Property (698)		$117,150,602	(+)	$117,150,602		
Minerals (0)		$0	(+)	$0		
Autos (0)		$0	(+)	$0		
Total Market Value			**(=)**	**$1,020,722,011**		**$1,020,722,011**
Total Homestead Cap Adjustment (318)					**(-)**	**$2,755,230**
Total Exempt Property (333)					**(-)**	**$176,576,426**
Productivity Totals						
Total Productivity Market (Non Exempt)	(+)	$42,379,573				
Ag Use (239)	(-)	$2,007,055				
Timber Use (0)	(-)	$0				
Total Productivity Loss	**(=)**	**$40,372,518**			**(-)**	**$40,372,518**
Total Assessed					**(=)**	**$801,017,837**
Exemptions			**(HS Assd**	**327,658,101)**		
(HS) Homestead Local (3217)	(+)	$0				
(HS) Homestead State (3217)	(+)	$0				
(O65) Over 65 Local (1003)	(+)	$17,292,155				
(O65) Over 65 State (1003)	(+)	$0				
(DP) Disabled Persons Local (138)	(+)	$0				
(DP) Disabled Persons State (138)	(+)	$0				
(DV) Disabled Vet (123)	(+)	$2,845,514				
(PRO) Prorated Exempt Property (2)	(+)	$16,662				
(HB366) House Bill 366 (21)	(+)	$6,134				
(PC) Pollution Control (4)	(+)	$508,310				
Total Exemptions	**(=)**	**$20,668,775**			**(-)**	**$20,668,775**
Net Taxable (Before Freeze)					**(=)**	**$780,349,062**

Assessment Roll Grand Totals Report

WILLIAMSON COUNTY

Tax Year: 2010 As of: Supplement 9

CTA - City of Taylor (ARB Approved Totals)

Number of Properties: 7602

Land Totals

Land - Homesite	(+)	$100,439,648				
Land - Non Homesite	(+)	$99,527,614				
Land - Ag Market	(+)	$41,160,910				
Land - Timber Market	(+)	$0				
Land - Exempt Ag/Timber Market	(+)	$0				
Total Land Market Value	(=)	$241,128,172	(+)	$241,128,172		

Improvement Totals

Improvements - Homesite	(+)	$358,716,777				
Improvements - Non Homesite	(+)	$235,347,257				
Total Improvements	(=)	$594,064,034	(+)	$594,064,034		

Other Totals

Personal Property (721)		$114,356,806	(+)	$114,356,806		
Minerals (0)		$0	(+)	$0		
Autos (0)		$0	(+)	$0		
Total Market Value			(=)	$949,549,012		$949,549,012
Total Homestead Cap Adjustment (379)					(-)	$3,714,205
Total Exempt Property (319)					(-)	$123,543,062

Productivity Totals

Total Productivity Market (Non Exempt)	(+)	$41,160,910				
Ag Use (232)	(-)	$1,805,776				
Timber Use (0)	(-)	$0				
Total Productivity Loss	(=)	$39,355,134			(-)	$39,355,134
Total Assessed					(=)	$782,936,611

Exemptions

(HS Assd 339,082,260)

(HS) Homestead Local (3257)	(+)	$0				
(HS) Homestead State (3257)	(+)	$0				
(O65) Over 65 Local (1038)	(+)	$17,896,652				
(O65) Over 65 State (1038)	(+)	$0				
(DP) Disabled Persons Local (134)	(+)	$0				
(DP) Disabled Persons State (134)	(+)	$0				
(DV) Disabled Vet (123)	(+)	$2,623,566				
(PRO) Prorated Exempt Property (24)	(+)	$358,944				
(HB366) House Bill 366 (21)	(+)	$6,437				
(FP) Freeport (2)	(+)	$2,012,513				
(AB) Abatement (11)	(+)	$16,376,884				
(PC) Pollution Control (6)	(+)	$508,310				
Total Exemptions	(=)	$39,783,306			(-)	$39,783,306
Net Taxable (Before Freeze)					(=)	$743,153,305

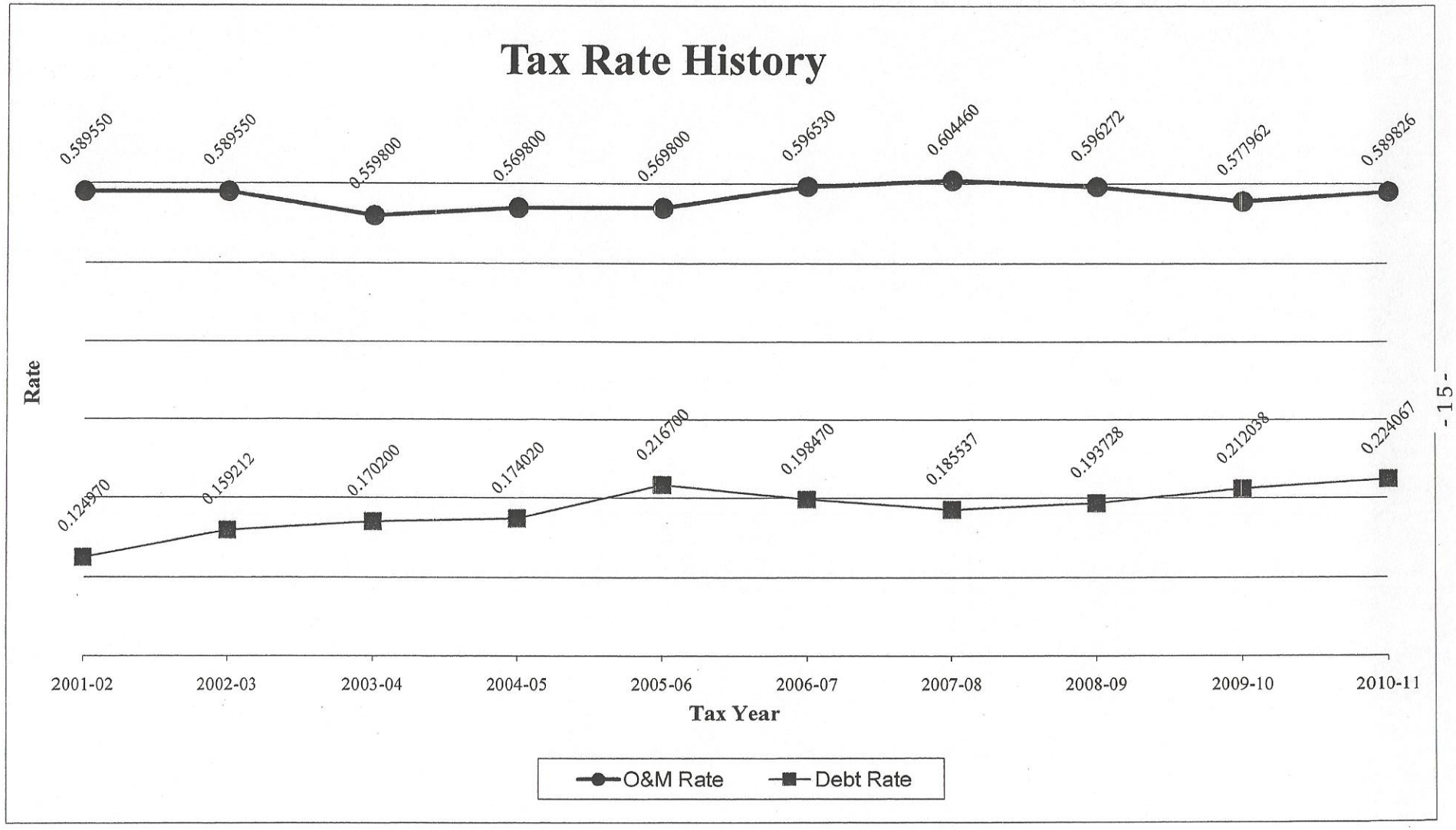
Tax Rate History
0.589550
0.589550
0.559800
0.569800
0.569800
0.596530
0.604460
0.596272
0.577962
0.589826
0.124970
0.159212
0.170200
0.174020
0.216700
0.198470
0.185537
0.193728
0.212038
0.224067
Rate
2001-02
2002-03
2003-04
2004-05
2005-06
2006-07
2007-08
2008-09
2009-10
2010-11
Tax Year
O&M Rate
Debt Rate

Tax Rate History

(10 years)

	Tax Year	O&M Rate	Debt Rate	Total Rate	
	2001-02	0.589550	0.124970	0.714520	
	2002-03	0.589550	0.159212	0.748762	
	2003-04	0.559800	0.170200	0.730000	
	2004-05	0.569800	0.174020	0.743820	
	2005-06	0.569800	0.216700	0.786500	
	2006-07	0.596530	0.198470	0.795000	
	2007-08	0.604460	0.185537	0.789997	
	2008-09	0.596272	0.193728	0.790000	
	2009-10	0.577962	0.212038	0.790000	
*********	2010-11	0.589826	0.224067	0.813893	Effective Tax Rate

City of Taylor

Sales Tax Tracking (City's Portion) - FY 2011-12

Monthly

	2001-02	2002-03	2003-04	2004-05	2005-06	2006-07	2007-08	2008-09	2009-10	2010-11	2011-12	
	Actual	Actual	Actual	Actual	Actual	Actual	Actual	Actual	Actual	Projected	Estimate	Actual
October	$ 146,986	128,784	113,466	148,904	136,820	178,753	223,478	177,998	164,555	158,062	158,062	
November	$ 181,624	171,260	165,629	217,691	216,476	278,949	276,383	235,220	211,014	232,195	232,195	
December	$ 124,174	137,599	118,399	141,397	145,072	186,624	268,939	174,114	172,197	153,524	153,524	
January	$ 136,047	111,071	136,083	147,119	162,339	221,297	231,952	175,991	175,247	164,882	164,882	
February	$ 187,100	176,107	237,484	282,883	266,616	321,948	454,332	269,362	271,256	240,568	240,568	
March	$ 109,623	105,311	118,251	162,227	152,344	177,904	212,501	153,137	141,801	148,006	148,006	
April	$ 108,635	112,071	117,853	130,669	132,955	203,303	225,431	148,242	131,709	142,415	142,415	
May	$ 180,250	159,961	204,615	203,911	248,743	279,416	292,008	216,214	254,676	247,203	247,203	
June	$ 130,220	116,432	154,869	130,711	165,996	276,395	233,795	177,246	162,137	159,853	159,853	
July	$ 129,819	130,466	176,438	137,011	186,325	306,169	234,836	170,014	139,020	169,987	169,987	
August	$ 159,718	164,867	193,481	238,238	242,789	348,341	246,376	225,047	215,303	229,821	229,821	
Sept.	$ 114,827	117,038	159,481	145,130	167,305	224,425	203,520	158,634	164,093	183,965	183,965	
% Monthly Increase over prior year	-12.2%	1.9%	36.3%	-9.0%	15.3%	34.1%	-9.3%	-22.1%	3.4%	12.1%	0.0%	-

Cumulative Year -to- Date on Actual

	2001-02	2002-03	2003-04	2004-05	2005-06	2006-07	2007-08	2008-09	2009-10	2010-11	2011-12	
	Actual	Actual	Actual	Actual	Actual	Actual	Actual	Actual	Actual	Projected	Estimate	Actual
October	$ 146,986	$ 128,784	$ 113,466	148,904	136,820	178,753	223,478	177,998	164,555	158,062	$ 158,062	$ -
November	$ 328,610	$ 300,044	$ 279,095	$ 366,595	353,296	457,702	499,862	413,218	375,569	390,257	390,257	
December	$ 452,784	$ 437,643	$ 397,494	$ 507,992	498,368	644,326	768,800	587,332	547,766	543,781	543,781	
January	$ 588,831	$ 548,714	$ 533,577	$ 655,111	660,707	865,623	1,000,752	763,323	723,013	708,663	708,663	
February	$ 775,931	$ 724,821	$ 771,060	$ 937,994	927,323	1,187,571	1,455,084	1,032,685	994,270	949,231	949,231	
March	$ 885,553	$ 830,132	$ 889,312	$ 1,100,221	1,079,667	1,365,475	1,667,585	1,185,823	1,136,071	1,097,237	1,097,237	
April	$ 994,188	$ 942,203	$ 1,007,165	$ 1,230,890	1,212,622	1,568,778	1,893,017	1,334,065	1,267,780	1,239,651	1,239,651	
May	$ 1,174,438	$ 1,102,165	$ 1,211,780	$ 1,434,801	1,461,365	1,848,194	2,185,024	1,550,279	1,522,456	1,486,854	1,486,854	
June	$ 1,304,658	$ 1,218,597	$ 1,366,648	$ 1,565,512	1,627,361	2,124,589	2,418,819	1,727,525	1,684,593	1,646,707	1,646,707	
July	$ 1,434,477	$ 1,349,063	$ 1,543,086	$ 1,702,523	1,813,686	2,430,758	2,653,655	1,897,540	1,823,613	1,816,694	1,816,694	
August	$ 1,594,195	$ 1,513,930	$ 1,736,567	$ 1,940,761	2,056,475	2,779,099	2,900,031	2,122,587	2,038,916	2,046,515	2,046,515	
Sept.	$ 1,709,022	$ 1,630,968	$ 1,896,048	$ 2,085,891	2,223,780	3,003,524	3,103,551	2,281,221	2,203,009	2,230,480	2,230,480	
% Y-T-D Increase over prior year	-6.4%	-4.6%	16.3%	10.0%	6.6%	35.1%	3.3%	-26.5%	-3.4%	1.2%		-

Listing of Authorized Positions

Department	Position	10-11 FTE	11-12 FTE
City Management	City Manager	1.0	1.0
	Asst City Manager	1.0	1.0
	Executive Asst to CM	0.0	1.0
	City Clerk	1.0	1.0
	Total	**3.0**	**4.0**
Public Information	Public Information Officer	1.0	1.0
	Total	**1.0**	**1.0**
Human Resources	HR Director/Civil Service	1.0	1.0
	Executive Asst to CM	1.0	0.0
	Receptionist/Admn Clerk	1.0	1.0
	Total	**3.0**	**2.0**
Finance	Director of Finance	1.0	1.0
	Accountant	1.0	1.0
	Payroll/Acct Specialist	1.0	1.0
	Account Clerk	1.0	1.0
	Total	**4.0**	**4.0**
Municipal Court	Clerk of the Court of Record	1.0	1.0
	Deputy Court Clerk	3.0	3.0
	Municipal Judge(part-time)	0.5	0.5
	Total	**4.5**	**4.5**
Community Dev-	Community Dev Director	1.0	1.0
Planning & Insp	* Bldg Insp/Code Officer[1 frozen]	2.0	1.0
	Planner	1.0	1.0
	Administrative Assistant	1.0	1.0
	Associate Planner(part-time)	0.75	0.75
	Total	**5.75**	**4.75**
Main Street Program	Main St Coordinator	1.0	1.0
	Total	**1.0**	**1.0**
Public Library	Library Director	1.0	1.0
	Library Assistant	2.0	2.0
	Technology Librarian	1.0	1.0
	Library Aide	3.0	3.0
	* Library Aide(part-time)[frozen]	0.75	0.00
	Total	**7.75**	**7.00**
Fire	Fire Chief	1.0	1.0
	Assistant Fire Chief	1	1.0
	Fire Lieutenant	6.0	6.0
	Driver/Operator	6.0	6.0
	* Firefighter/EMT [3 frozen]	12.0	9.0
	Admin Assistant	1.0	1.0
	Total	**27.0**	**24.0**
Police			
	Police Chief	1.0	1.0
	Assistant Police Chief	0.0	1.0
	Police Captain	2.0	2.0
	Patrol Sergeant	4.0	4.0
	Patrol Corporal	4.0	4.0
	* Patrol Officer [2 Frozen]	16.0	14.0
	Communications Supervisor	1.0	1.0
	* Comm. Officer [2 Frozen]	6.0	4.0
	Administrative Assistant	1.0	1.0
	Records Supervisor	1.0	1.0
	Records Clerk	1.0	1.0
	Total	**37.0**	**34.0**

Department	Position	10-11 FTE	11-12 FTE
Airport	Airport Clerk (3 part-time)	0.75	0.75
	Total	**0.75**	**0.75**
Cemetery	Cemetery Clerk (2 part-time)	0.50	0.50
	Total	**0.50**	**0.50**
Animal Control	Animal Control Officer	1.0	1.0
	ACO (Part-time)	0.25	0.25
	Total	**1.25**	**1.25**
Public Works	Public Works Director	1.0	1.0
Administration	Administrative Assistant	1.0	1.0
	Total	**2.0**	**2.0**
Street/Grounds Division			
Street	Street Superintendent	1.0	0.0
	Public Works Superintendent	0.0	1.0
	Administrative Assistant	1.0	1.0
	* Crew Leader II [Frozen]	1.0	1.0
	Crew Leader	1.0	1.0
	Heavy Equp Operator	3.0	0.0
	* Heavy Equp Oper III [2 Frozen]	0	1.0
	Heavy Equp Operator II	0	2.0
	* Equipment Operator I [1 frozen]	0	6.0
	Light Equip Operator	1.0	0.0
	Laborer	2.0	0.0
	Total	**10.0**	**13.0**
Ground Maint.	* Grounds Supt. [frozen]	1.0	0.0
	Recreation Superintendent	0.0	0.0
	Crew Leader II	1.0	0.0
	Light Equip Operator	1.0	0.0
	Athletic Field Tech	1.0	0.0
	Laborer	5.0	0.0
	Total	**9.0**	**0.0**
Parks Recreation	Recreation Superintendent	1.0	1.0
Division	Crew Leader II	1.0	1.0
	Activities Coord. (part-time)	0.5	0.5
	Athletic Field Tech	3.0	4.0
	* Laborer [Frozen]	1.0	0.0
	Total	**6.5**	**6.5**
Bldg. Maint Division	General Service Director	1.0	1.0
	Bldg Maint Technician	0.0	0.0
	Bldg Maint Supervisor	1.0	1.0
	Custodian (Part-Time)	0.75	0.75
	Custodian	1.0	1.0
	Total	**3.75**	**3.75**
Engineering/	Public Works Inspector	2.0	2.0
Inspection	**Total**	**2.0**	**2.0**
Information Tech	Inform. Tech. Specialist	1.0	1.0
	Total	**1.0**	**1.0**
Public Utilities	Utility Billing Manager	1.0	1.0
Administration	Utility Maint Worker I	1.0	1.0
	Service Technician	1.0	1.0
	Senior Utility Clerk	1.0	1.0
	Utility Clerk	1.0	2.0
	Clerk	1.0	0.0
	Total	**6.0**	**6.0**

*Frozen position for FY2011-12

Listing of Authorized Positions

Department	Position	10-11 FTE	11-12 FTE
Wastewater Treatment Plant	* WWP Operator III [Frozen]	1.0	0.0
	WWP Operator II	1.0	1.0
	WWP Operator I	1.0	1.0
	Total	**3.0**	**2.0**
Utility Maint	Utility Superintendent	1.0	1.0
	* Asst Utility Supt. [Frozen]	1.0	0.0
	Administrative Assistant	1.0	1.0
	Crew Leader II	3.0	3.0
	Crew Leader	2.0	2.0
	Utility Maint Worker I	3.0	3.0
	Utility Maint Worker II	4.0	4.0
	Total	**15.0**	**14.0**
Fleet Services	Fleet Services Manager	1.0	1.0
	Mechanic	1.0	1.0
	Total	**2.0**	**2.0**
	Grand Total	**156.75**	**141.00**

*vacant position for FY2011-12

GENERAL FUND EXPENDITURE
SUMMARY

Department	Employee Services 100	Operational Supplies 200	Facilities Operation 300	Equipment Operation 400	Contract Services & Fees 500	Bad Debt 600	Capital Outlay 700	Contrib./ Transfers 800	Debt Service 900	Department Total	DEPT % to Total Budget
City Council-500	10,992	25,960	5,000	-	82,000	-	-	65,762	-	$ 189,714	1.8%
City Mgmt-501	413,537	10,125	3,800	300	38,600	-	-	-	-	$ 466,362	4.4%
Public Info-503	70,504	4,447	600	-	49,164	-	-	-	-	$ 124,715	1.2%
HR-504	123,219	9,489	150	300	38,964	-	-	-	-	$ 172,122	1.6%
Fin-512	272,399	5,737	75	270	143,610	-	-	3,650	-	$ 425,741	4.0%
Mun Court-516	202,681	5,800	4,150	410	34,340	-	-	-	-	$ 247,381	2.3%
Comm. Dev-522	325,227	5,720	2,860	6,500	48,462	-	-	-	-	$ 388,769	3.6%
Main St-524	46,318	1,495	300	300	1,420	-	-	-	-	$ 49,833	0.5%
Moody-527	-	905	5,090	-	1,300	-	-	-	-	$ 7,295	0.1%
Library-532	299,776	11,542	48,300	600	8,820	-	42,000	-	-	$ 411,038	3.8%
Fire-542	1,520,555	47,950	44,450	79,651	19,347	-	22,000	5,000	-	$ 1,738,953	16.3%
Police-552	2,065,726	27,260	60,590	167,238	54,711	-	-	20,000	-	$ 2,395,525	22.4%
Animal Cont-558	77,738	4,050	6,145	6,200	5,085	-	-	-	-	$ 99,218	0.9%
PW Admin-561	145,556	300	925	300	-	-	-	-	-	$ 147,081	1.4%
PW Str & Grd-563	596,073	127,197	223,033	199,386	95,181	-	-	-	-	$ 1,240,870	11.6%
Parks-565	277,799	70,579	88,323	21,102	136,986	-	-	-	-	$ 594,789	5.6%
GS/Bldg-566	187,026	12,375	109,300	8,500	9,300	-	-	-	-	$ 326,501	3.1%
Engineer-573	143,458	1,550	1,960	6,200	44,100	-	-	-	-	$ 197,268	1.8%
IT-575	51,975	150	600	3,100	37,729	-	-	-	-	$ 93,554	0.9%
Non-Dept-592	-	-	-	-	1,245,300	3,000	-	69,481	62,400	$ 1,380,181	12.9%
	6,830,559	372,631	605,651	500,357	2,094,419	3,000	64,000	163,893	62,400	$ 10,696,910	100.0%
Category % to Total Budget	63.86%	3.48%	5.66%	4.68%	19.58%	0.03%	0.60%	1.53%	0.58%		100.0%

GENERAL FUND EXPENDITURES

Expense Assumptions

100-Employee Services- Cost directly related to the employment of personnel to perform assigned functions and task.

The total employee services budget of $6,830,559 for FY2011-12 a decrease by $39,869 over the prior year adopted budget. In the FY2011-12 proposed budget there are 15.75 frozen positions, but remain as authorized position. As the economy improves and revenues increase these position will be reviewed by management and to make a determination as to unfreeze any of the vacant positions.

Included in this proposed budget is a 35% increase in health insurance as advised by Scott & White, who is our current health insurance provider. Total in the proposed budget for health insurance is $549,695. The City has gone out for request for proposal (RFP) for this service. Results will not be known until later this month. Depending upon the outcome of the RFP this amount may be reduced.

The portion that the city covers for the employees is a 1.5 to 1 match to the Texas Municipal Retirement System (TMRS) has been reduced from 13.38% to 12.07% totaling $614,702 in the proposed budget.

The city pays for the employee a long term disability insurance which has increased by 34.8%. What is in the proposed budget is $25,018 for this insurance.

Training and development is proposed at $76,392. This is an increase from the FY2010-11 adopted budget by $8,230 or 12%.

*NOTE- In this budget the City Management Budget includes the Assistant City Manager and the Executive Assistant position has been moved to this department from Human Resource. Also, the Public Works Street and Ground Maintenance department have been combined in this proposed budget. This will allow the departments to be more manageable as a combined department because of the work being overlapped by staff in this department.

200-Operational Supplies- Cost of consumable items needed during performance of regular functions and duties of each department.

The operational supplies are proposed at $372,631 for the FY2011-12, which is a slight increase of $2,383 over the prior year's adopted budget of $ 370,248.

The trash collection service has been moved to the Non-Departmental budget which had been budgeted in the PW-Streets Department. This made the department appear overstated in expenditures for this category.

300-Facilities Operational/Maintenance-Cost associated with the operation of facilities where city services are provided.

The facilities maintenance category is proposed at $605,651 for the FY2011-12, which is an increase of $18,260 or 3% over the prior year adopted budget of $587,391. This category includes the re-occurring expenditures such as facility rental, electricity, natural gas, telephone, cell phones and cleaning supplies.

400-Equipment Operations/Maintenance- Costs associated with the operation of vehicles and equipment used in providing city services.

The equipment operations and maintenance category is proposed at $500,357 for the FY2011-12, which is an increase of $6,780 or 1.4% over the prior year adopted budget of $493,577. This category includes maintenance of copiers, postage machines and rental fees for vehicles and equipment which are associated with the Fleet Operating Service Fund. No contribution for capital outlay is proposed in the FY2011-12 that would be reflected in the Fleet Replacement Fund.

500-Contract Services & Fees- Costs incurred by engaging the services of outside agents or agencies.

Total services for FY2011-12 are proposed at $2,094,419 which is an increase from the prior year adopted budget of $2,008,609. This is an increase of $85,810 or 4.3%. The major expenditures in this category are trash collection services, legal services, audit services, insurance and other contract services.

600- Bad Debt Expense- Cost associated with uncollectible receivables, which are written off.

For the FY2011-12 is proposed at $3,000 in which is a decrease from the prior year by 4,500 from the adopted FY2010-11 adopted budget. This is related to utility accounts that had been written off due to non-payment which have solid waste collection charges included on the account which ties to the General Fund.

700- Capital Outlay- Expenditures which result in the acquisition of or addition to fixed assets (min. $5,000 per item).

Acquisition of capital outlay is budgeted at $64,000 this is an increase from prior year adopted budget of $20,700 or 47.8%. This increase is related to the mobile data terminals that are needed for first out vehicles to obtain pre-plan data while enroute to calls. Ten percent of the library budget is attributed to the purchase of books which is reflected in this category. This purchase is necessary for the Library to maintain their accreditation.

800-Contribution/Transfer/Contingencies- Direct payments to other governmental agencies or civic organizations for services rendered directly to the city or indirectly to the community.

Contribution, Transfers and Contingencies for the FY2011-12 are proposed at $163,893 which is an increase of $66,131 or 67.6% from the FY2010-11 adopted budget. Proposed in the FY2011-12 are contingency reserves of $69,481. In the FY2010-11 adopted budget, budget constraints did not allowed any reserves to be budgeted. This is will be used for any unexpected or emergency expenditures that may come up during the budget year.

Overall, the total General Fund expenditures are proposed at $10,696,910 for the FY2011-12 budget. This is an increased from the FY2010-11 adopted budget of $10,541,195 by $155,715 or 1.5%.

-GENERAL FUND
500-CITY COUNCIL
DEPARTMENT EXPENSES

	2008-2009 ACTUAL	2009-2010 ACTUAL	2010-2011 CURRENT BUDGET	2010-2011 YEAR-TO-DATE ACTUAL	2010-2011 PROJECTED YEAR END	2011-2012 REQUESTED BUDGET	2011-2012 ADMIN. RECOMENDED
100-EMPLOYEE SERVICES							
WAGES & SALARIES							
100-500-117 TEMPORARY/SEASONAL	0	0	1,500	600	1,350	1,500	
TOTAL WAGES & SALARIES	0	0	1,500	600	1,350	1,500	
PAID BENEFITS							
100-500-122 WORKERS COMPENSATION	0	0	194	155	0	907	
TOTAL PAID BENEFITS	0	0	194	155	0	907	
ALLOWANCES/REIMBURSEMENTS							
TRAINING/PROFESSIONAL DEVELOPM							
100-500-141 WORKSHOP TRAINING	0	0	200	0	0	225	
100-500-142 PROFESSIONAL CONFERENCE	0	0	2,125	340	750	1,000	
100-500-143 MEMBERSHIPS & DUES	0	0	625	305	200	4,425	
100-500-144 BOOKS & SUBSCRIPTIONS	0	0	0	0	0	55	
100-500-146 TRANSPORTATION	0	0	1,475	317	500	750	
100-500-147 LODGING	0	0	4,400	776	1,200	1,400	
100-500-148 MEALS	0	0	1,645	192	300	730	
TOTAL TRAINING/PROFESSIONAL DE	0	0	10,470	1,929	2,950	8,585	
TOTAL 100-EMPLOYEE SERVICES	0	0	12,164	2,684	4,300	10,992	
200-OPERATIONAL SUPPLIES							
OFFICE SUPPLIES							
PROGRAM/SPECIAL EVENTS							
100-500-231 ELECTIONS	0	0	12,200	4,828	10,000	21,000	
100-500-232 FOOD/MEALS	0	0	600	625	600	1,000	
100-500-233 CITY SPONSORED EVENTS	0	0	1,500	1,286	1,500	1,500	
TOTAL PROGRAM/SPECIAL EVENTS	0	0	14,300	6,740	12,100	23,500	
SPECIALTY SUPPLIES							
100-500-259 MISC SUPPLIES	0	0	1,960	443	1,000	1,960	
TOTAL SPECIALTY SUPPLIES	0	0	1,960	443	1,000	1,960	

)-GENERAL FUND
500-CITY COUNCIL
DEPARTMENT EXPENSES

	2008-2009 ACTUAL	2009-2010 ACTUAL	2010-2011 CURRENT BUDGET	2010-2011 YEAR-TO-DATE ACTUAL	2010-2011 PROJECTED YEAR END	2011-2012 REQUESTED BUDGET	2011-2012 ADMIN. RECOMENDED
OPERATIONAL EQUIPMENT(ADMIN)							
100-500-264 COMPUTER ACCESSORIES	0	0	500	223	300	500	
100-500-267 COMPUTERS	0	0	0	536	536	0	
TOTAL OPERATIONAL EQUIPMENT(AD	0	0	500	759	836	500	
TOTAL 200-OPERATIONAL SUPPLIES	0	0	16,760	7,942	13,936	25,960	
300-FACILITIES OPERATIONS/MAIN							
UTILITIES							
100-500-324 CELL PHONES	0	0	0	0	0	5,000	
TOTAL UTILITIES	0	0	0	0	0	5,000	
TOTAL 300-FACILITIES OPERATION	0	0	0	0	0	5,000	
500-CONTRACT SERVICES AND FEES							
PROFESSIONAL SERVICES							
100-500-511 LEGAL SERVICES	0	0	40,000	65,449	80,000	80,000	
TOTAL PROFESSIONAL SERVICES	0	0	40,000	65,449	80,000	80,000	
FEES FOR SERVICES							
100-500-523 OUTSIDE PRINTING	0	0	0	96	0	2,000	
TOTAL FEES FOR SERVICES	0	0	0	96	0	2,000	
TOTAL 500-CONTRACT SERVICES AN	0	0	40,000	65,545	80,000	82,000	
800-CONTRIBUTIONS & CONTINGENC							
CONTRIBUTIONS/TRANSFERS							
100-500-813 CONTRIBUTIONS TO CIVIC	0	0	80,762	55,022	80,762	65,762	
TOTAL CONTRIBUTIONS/TRANSFERS	0	0	80,762	55,022	80,762	65,762	
TOTAL 800-CONTRIBUTIONS & CONT	0	0	80,762	55,022	80,762	65,762	
OTAL 500-CITY COUNCIL	0	0	149,686	131,192	178,998	189,714	

PROPOSED BUDGET WORKSHEET
AS OF: JUNE 30TH, 2011

-GENERAL FUND
501-City Management
DEPARTMENT EXPENSES

	2008-2009 ACTUAL	2009-2010 ACTUAL	2010-2011 CURRENT BUDGET	2010-2011 YEAR-TO-DATE ACTUAL	2010-2011 PROJECTED YEAR END	2011-2012 REQUESTED BUDGET	2011-2012 ADMIN. RECOMENDED
100-EMPLOYEE SERVICES							
WAGES & SALARIES							
100-501-111 REGULAR FULL TIME	182,310	173,002	169,425	124,172	169,425	304,745	
100-501-115 LONGEVITY PAY	432	528	624	624	624	1,776	
100-501-117 TEMPORARY/SEASONAL	1,500	1,500	0	0	0	0	
100-501-118 INSURANCE ALLOWANCE	1,200	1,213	1,200	863	1,200	1,200	
TOTAL WAGES & SALARIES	185,442	176,243	171,249	125,660	171,249	307,721	
PAID BENEFITS							
100-501-121 FICA SOCIAL SECURITY	13,565	13,096	13,149	9,342	13,149	23,661	
100-501-122 WORKERS COMPENSATION	1,030	481	497	396	497	892	
100-501-123 STATE UNEMPLOYMENT TAXE	90	378	78	144	144	1,080	
100-501-124 RETIREMENT TMRS	23,276	22,960	22,998	16,839	22,998	38,150	
100-501-126 HEALTH INSURANCE	(9,918)	1,700	3,841	3,201	3,841	15,557	
100-501-127 DENTAL INSURANCE	219	(369)	212	177	212	694	
100-501-128 LONG TERM DISABILITY	610	638	637	531	637	1,571	
TOTAL PAID BENEFITS	28,871	38,884	41,412	30,630	41,478	81,605	
ALLOWANCES/REIMBURSEMENTS							
100-501-131 UNIFORMS (BUY)	0	0	300	0	300	300	
100-501-133 BUSINESS TRANSPORTATION	158	9	0	0	0	0	
100-501-135 BUSINESS- MEALS	729	457	1,000	1,069	1,300	1,000	
TOTAL ALLOWANCES/REIMBURSEMENT	887	465	1,300	1,069	1,600	1,300	
TRAINING/PROFESSIONAL DEVELOPM							
100-501-141 WORKSHOP TRAINING	590	969	750	630	750	985	
100-501-142 PROFESSIONAL CONFERENCE	5,527	960	1,825	520	1,825	4,025	
100-501-143 MEMBERSHIPS AND DUES	5,716	5,985	5,775	5,252	5,775	2,965	
100-501-144 SUBSCRIPTIONS AND BOOKS	6,282	4,222	5,880	1,035	5,880	4,955	
100-501-146 TRAINING- TRANSPORTATIO	1,658	1,123	1,300	494	1,300	2,485	
100-501-147 TRAINING- LODGING	7,730	5,708	2,100	859	2,100	5,515	
100-501-148 TRAINING- MEALS	1,926	1,105	825	212	825	1,981	
TOTAL TRAINING/PROFESSIONAL DE	29,429	20,072	18,455	9,001	18,455	22,911	
TOTAL 100-EMPLOYEE SERVICES	244,629	235,663	232,416	166,360	232,782	413,537	
200-OPERATIONAL SUPPLIES							

)-GENERAL FUND
501-City Management
DEPARTMENT EXPENSES

	2008-2009 ACTUAL	2009-2010 ACTUAL	2010-2011 CURRENT BUDGET	2010-2011 YEAR-TO-DATE ACTUAL	2010-2011 PROJECTED YEAR END	2011-2012 REQUESTED BUDGET	2011-2012 ADMIN. RECOMENDED
OFFICE SUPPLIES							
100-501-211 GENERAL OFFICE SUPPLIES	2,116	3,038	3,315	1,451	3,315	3,445	
100-501-214 COMPUTER SUPPLIES	0	0	1,780	0	1,480	1,780	
100-501-215 POSTAGE	1,465	1,487	700	335	700	700	
100-501-219 MISC. OCCASION	226	247	500	212	500	500	
TOTAL OFFICE SUPPLIES	3,808	4,772	6,295	1,999	5,995	6,425	
PROGRAM/SPECIAL EVENTS							
100-501-231 ELECTIONS	781	11,142	0	0	0	0	
100-501-232 FOOD/MEALS	476	706	1,000	195	1,000	500	
100-501-233 CITY SPONSORED EVENTS	7,186	3,139	1,200	1,620	1,200	0	
100-501-235 PROMOTIONAL SUPPLIES	950	1,366	0	0	0	2,600	
TOTAL PROGRAM/SPECIAL EVENTS	9,393	16,352	2,200	1,815	2,200	3,100	
SPECIALTY SUPPLIES							
100-501-259 MISC. SUPPLIES	0	0	0	42	42	0	
TOTAL SPECIALTY SUPPLIES	0	0	0	42	42	0	
OPERATIONAL EQUIPMENT(ADMIN)							
100-501-261 OFFICE FURNITURE	256	0	0	0	0	0	
100-501-264 COMPUTER ACCESSORIES	562	0	300	172	300	600	
100-501-267 COMPUTERS	0	1,542	0	0	0	0	
100-501-269 OTHER EQUIPMENT	135	10,183	0	0	0	0	
TOTAL OPERATIONAL EQUIPMENT(AD	954	11,725	300	172	300	600	
TOTAL 200-OPERATIONAL SUPPLIES	14,154	32,849	8,795	4,028	8,537	10,125	
300-FACILITIES OPERATIONS/MAIN							
UTILITIES							
100-501-323 TRUNK TELEPHONE SYSTEM	184	200	200	266	400	200	
100-501-324 CELL PHONES	1,960	1,586	2,400	1,408	2,400	3,600	
TOTAL UTILITIES	2,144	1,785	2,600	1,673	2,800	3,800	
TOTAL 300-FACILITIES OPERATION	2,144	1,785	2,600	1,673	2,800	3,800	
400-EQUIPMENT OPERATIONS/MAINT							
OFFICE EQUIPMENT							
100-501-461 OFFICE EQUIPMENT RENTAL	116	0	0	0	0	0	
100-501-462 EQUIPMENT REPAIRS/MAINT	272	308	300	180	300	300	
TOTAL OFFICE EQUIPMENT	388	308	300	180	300	300	
TOTAL 400-EQUIPMENT OPERATIONS	388	308	300	180	300	300	

PROPOSED BUDGET WORKSHEET
AS OF: JUNE 30TH, 2011

-GENERAL FUND
501-City Management
DEPARTMENT EXPENSES

	2008-2009 ACTUAL	2009-2010 ACTUAL	2010-2011 CURRENT BUDGET	2010-2011 YEAR-TO-DATE ACTUAL	2010-2011 PROJECTED YEAR END	2011-2012 REQUESTED BUDGET	2011-2012 ADMIN. RECOMENDED
500-CONTRACT SERVICES AND FEES							
PROFESSIONAL SERVICES							
100-501-511 LEGAL SERVICES	55,346	72,298	0	(8,531)	2,742	0	
100-501-519 OTHER PROFESSIONAL SERV	25,114	18,786	17,000	21,383	17,000	4,800	
TOTAL PROFESSIONAL SERVICES	80,460	91,084	17,000	12,852	19,742	4,800	
FEES FOR SERVICES							
100-501-521 COUNTY RECORDING FEES	500	500	500	500	500	500	
100-501-523 OUTSIDE PRINTING	11,620	13,306	4,300	45	4,300	500	
100-501-528 ADVERTISING	2,130	5,610	1,000	263	1,000	2,800	
TOTAL FEES FOR SERVICES	14,250	19,417	5,800	808	5,800	3,800	
CONTRACT SERVICES							
100-501-532 SOFTWARE MAINT/LICENSE	0	4,309	0	0	0	0	
100-501-539 OTHER CONTRACT SERVICES	58,845	60,723	30,000	21,702	30,000	30,000	
TOTAL CONTRACT SERVICES	58,845	65,032	30,000	21,702	30,000	30,000	
TOTAL 500-CONTRACT SERVICES AN	153,555	175,533	52,800	35,361	55,542	38,600	
700-CAPITAL OUTLAY							
OFFICE FURNITURE/EQUIPMENT							
800-CONTRIBUTIONS & CONTINGENC							
CONTRIBUTIONS/TRANSFERS							
100-501-813 CONTRIBUTIONS TO CIVIC	75,580	93,359	0	0	0	0	
TOTAL CONTRIBUTIONS/TRANSFERS	75,580	93,359	0	0	0	0	
TOTAL 800-CONTRIBUTIONS & CONT	75,580	93,359	0	0	0	0	
TAL 501-City Management	490,450	539,498	296,911	207,602	299,961	466,362	

PROPOSED BUDGET WORKSHEET
AS OF: JUNE 30TH, 2011

-GENERAL FUND
503-PUBLIC INFORMATION
DEPARTMENT EXPENSES

	2008-2009 ACTUAL	2009-2010 ACTUAL	2010-2011 CURRENT BUDGET	2010-2011 YEAR-TO-DATE ACTUAL	2010-2011 PROJECTED YEAR END	2011-2012 REQUESTED BUDGET	2011-2012 ADMIN. RECOMENDED
100-EMPLOYEE SERVICES							
WAGES & SALARIES							
100-503-111 REGULAR FULL TIME	0	579	51,879	37,533	51,879	51,879	
100-503-115 LONGEVITY PAY	0	0	240	240	240	288	
TOTAL WAGES & SALARIES	0	579	52,119	37,773	52,119	52,167	
PAID BENEFITS							
100-503-121 FICA SOCIAL SECURITY	0	0	4,003	2,665	4,003	4,012	
100-503-122 WORKERS COMPENSATION	0	0	151	120	151	151	
100-503-123 STATE UNEMPLOY. TAXES	0	0	39	72	72	270	
100-503-124 RETIREMENT-TMRS	0	77	7,001	5,053	7,001	6,467	
100-503-126 HEALTH INSURANCE	0	0	3,841	3,201	3,841	5,186	
100-503-127 DENTAL INSURANCE	0	0	212	177	212	231	
100-503-128 LONG TERM DISABILITY	0	0	202	169	202	273	
TOTAL PAID BENEFITS	0	77	15,449	11,456	15,482	16,590	
ALLOWANCES/REIMBURSEMENTS							
100-503-133 BUSINESS TRANSPORTATION	0	0	300	0	0	150	
100-503-135 BUSINESS MEALS	0	0	300	0	0	150	
TOTAL ALLOWANCES/REIMBURSEMENT	0	0	600	0	0	300	
TRAINING/PROFESSIONAL DEVELOPM							
100-503-141 WORKSHOP TRAINING	0	0	200	0	0	100	
100-503-142 PROFESSIONAL CONFERENCE	0	0	195	0	0	195	
100-503-143 MEMBERSHIPS AND DUES	0	0	130	130	130	130	
100-503-144 SUBSCRIPTION/ BOOKS	0	0	371	175	192	372	
100-503-146 TRAINING - TRANSPORTATI	0	0	200	0	0	200	
100-503-147 TRAINING - LODGING	0	0	350	0	0	350	
100-503-148 TRAINING - MEALS	0	0	100	0	0	100	
TOTAL TRAINING/PROFESSIONAL DE	0	0	1,546	305	322	1,447	
TOTAL 100-EMPLOYEE SERVICES	0	655	69,714	49,534	67,923	70,504	
200-OPERATIONAL SUPPLIES							
OFFICE SUPPLIES							
100-503-211 GENERAL OFFICE SUPPLIES	0	0	790	236	420	527	
100-503-215 POSTAGE	0	0	1,420	652	1,420	1,420	
TOTAL OFFICE SUPPLIES	0	0	2,210	888	1,840	1,947	

-GENERAL FUND
503-PUBLIC INFORMATION
DEPARTMENT EXPENSES

	2008-2009 ACTUAL	2009-2010 ACTUAL	2010-2011 CURRENT BUDGET	2010-2011 YEAR-TO-DATE ACTUAL	2010-2011 PROJECTED YEAR END	2011-2012 REQUESTED BUDGET	2011-2012 ADMIN. RECOMENDED
PROGRAM/SPECIAL EVENTS							
100-503-233 CITY SPONSORED EVENTS	0	0	3,200	869	2,200	2,500	
TOTAL PROGRAM/SPECIAL EVENTS	0	0	3,200	869	2,200	2,500	
TOTAL 200-OPERATIONAL SUPPLIES	0	0	5,410	1,757	4,040	4,447	
300-FACILITIES OPERATIONS/MAIN							
UTILITIES							
100-503-323 TELEPHONE	0	0	0	92	150	0	
100-503-324 CELL PHONE	0	0	440	506	656	600	
TOTAL UTILITIES	0	0	440	598	806	600	
TOTAL 300-FACILITIES OPERATION	0	0	440	598	806	600	
400-EQUIPMENT OPERATIONS/MAINT							
FIXED EQUIPMENT MAINTENAN							
500-CONTRACT SERVICES AND FEES							
PROFESSIONAL SERVICES							
100-503-519 OTHER PROFESSIONAL SERV	0	0	0	0	0	13,500	
TOTAL PROFESSIONAL SERVICES	0	0	0	0	0	13,500	
FEES FOR SERVICES							
100-503-523 OUTSIDE PRINTING	0	0	17,400	9,202	11,687	14,600	
100-503-528 ADVERTISING	0	0	6,500	5,308	6,403	11,000	
TOTAL FEES FOR SERVICES	0	0	23,900	14,510	18,090	25,600	
CONTRACT SERVICES							
100-503-539 OTHER CONTRACT SERVICES	0	0	17,698	7,878	10,594	10,064	
TOTAL CONTRACT SERVICES	0	0	17,698	7,878	10,594	10,064	
TOTAL 500-CONTRACT SERVICES AN	0	0	41,598	22,387	28,684	49,164	
TAL 503-PUBLIC INFORMATION	0	655	117,162	74,276	101,453	124,715	

1-GENERAL FUND
504-HUMAN RESOURCES
DEPARTMENT EXPENSES

	2008-2009 ACTUAL	2009-2010 ACTUAL	2010-2011 CURRENT BUDGET	2010-2011 YEAR-TO-DATE ACTUAL	2010-2011 PROJECTED YEAR END	2011-2012 REQUESTED BUDGET	2011-2012 ADMIN. RECOMENDED
100-EMPLOYEE SERVICES							
WAGES & SALARIES							
100-504-111 REGULAR FULL-TIME	126,141	132,746	130,274	91,753	130,274	87,410	
100-504-114 OVERTIME	506	905	937	0	600	190	
100-504-115 LONGEVITY PAY	1,296	1,440	1,584	1,584	1,584	1,248	
100-504-118 INSURANCE ALLOWANCE	1,200	1,154	1,200	0	0	0	
TOTAL WAGES & SALARIES	129,143	136,245	133,995	93,337	132,458	88,848	
PAID BENEFITS							
100-504-121 FICA SOCIAL SECURITY	9,262	10,036	10,333	6,653	10,198	6,832	
100-504-122 WORKERS COMPENSATION	473	371	386	308	382	257	
100-504-123 STATE UNEMPLOYMENT TAXE	135	567	117	193	216	540	
100-504-124 RETIREMENT-TMRS	16,258	17,875	18,072	12,653	17,836	11,015	
100-504-126 HEALTH INSURANCE	7,823	10,138	7,683	9,603	11,524	10,372	
100-504-127 DENTAL INSURANCE	606	606	637	531	637	463	
100-504-128 LONG TERM DISABILITY	449	508	508	423	508	460	
TOTAL PAID BENEFITS	35,006	40,102	37,736	30,364	41,301	29,939	
ALLOWANCES/REIMBURSEMENTS							
100-504-131 UNIFORMS (BUY)	20	0	90	10	0	60	
TOTAL ALLOWANCES/REIMBURSEMENT	20	0	90	10	0	60	
TRAINING/PROFESSIONAL DEVELOPM							
100-504-141 WORKSHOPS/TRAINING	693	385	160	50	160	250	
100-504-142 PROFESSIONAL CONFERENCE	150	590	410	155	410	500	
100-504-143 MEMBERSHIPS AND DUES	315	265	440	90	430	275	
100-504-144 SUBSCRIPTION/REFERENCE	1,728	1,630	1,755	1,289	1,784	1,815	
100-504-146 TRAINING-TRANSPORTATION	590	207	432	180	432	450	
100-504-147 TRAINING-LODGING	1,419	673	800	411	800	840	
100-504-148 TRAINING-MEALS	374	120	302	83	302	242	
TOTAL TRAINING/PROFESSIONAL DE	5,270	3,870	4,299	2,257	4,318	4,372	
TOTAL 100-EMPLOYEE SERVICES	169,438	180,217	176,120	125,968	178,077	123,219	
200-OPERATIONAL SUPPLIES							
OFFICE SUPPLIES							
100-504-211 GENERAL OFFICE SUPPLIES	3,193	4,087	3,000	2,886	3,000	3,049	
100-504-214 COMPUTER SUPPLIES	908	959	1,450	226	1,450	1,000	
100-504-215 POSTAGE	638	761	900	301	900	900	
TOTAL OFFICE SUPPLIES	4,740	5,807	5,350	3,413	5,350	4,949	

PROPOSED BUDGET WORKSHEET
AS OF: JUNE 30TH, 2011

-GENERAL FUND
504-HUMAN RESOURCES
DEPARTMENT EXPENSES

	2008-2009 ACTUAL	2009-2010 ACTUAL	2010-2011 CURRENT BUDGET	2010-2011 YEAR-TO-DATE ACTUAL	2010-2011 PROJECTED YEAR END	2011-2012 REQUESTED BUDGET	2011-2012 ADMIN. RECOMENDED
PROGRAM/SPECIAL EVENTS							
100-504-232 FOOD/MEALS	97	28	180	0	75	180	
100-504-236 MISC. OCCASION	0	3,096	3,260	2,844	3,244	3,260	
100-504-237 TRAINING SUPPLIES	167	0	200	0	200	0	
TOTAL PROGRAM/SPECIAL EVENTS	264	3,125	3,640	2,844	3,519	3,440	
PUBLIC SAFETY SUPPLIES							
100-504-241 REFERENCE BOOKS	0	226	775	304	775	1,000	
TOTAL PUBLIC SAFETY SUPPLIES	0	226	775	304	775	1,000	
OPERATIONAL EQUIPMENT(ADMIN)							
100-504-261 OFFICE FURNITURE	0	117	150	0	150	100	
100-504-264 COMPUTER ACCESSORIES	465	0	0	0	0	0	
100-504-269 OTHER OFFICE EQUIPMENT	270	0	0	0	0	0	
TOTAL OPERATIONAL EQUIPMENT(AD	735	117	150	0	150	100	
TOTAL 200-OPERATIONAL SUPPLIES	5,739	9,275	9,915	6,561	9,794	9,489	
300-FACILITIES OPERATIONS/MAIN							
UTILITIES							
100-504-323 TRUNK TELEPHONE CHARGE	73	95	150	81	120	150	
TOTAL UTILITIES	73	95	150	81	120	150	
TOTAL 300-FACILITIES OPERATION	73	95	150	81	120	150	
400-EQUIPMENT OPERATIONS/MAINT							
OFFICE EQUIPMENT							
100-504-461 OFFICE EQUIPMENT RENTAL	149	0	0	0	0	0	
100-504-462 EQUIPMENT REPAIRS/MAINT	271	298	300	180	300	300	
TOTAL OFFICE EQUIPMENT	420	298	300	180	300	300	
TOTAL 400-EQUIPMENT OPERATIONS	420	298	300	180	300	300	
500-CONTRACT SERVICES AND FEES							
PROFESSIONAL SERVICES							
100-504-511 LEGAL SERVICES	5,920	3,069	6,000	488	6,000	6,000	
TOTAL PROFESSIONAL SERVICES	5,920	3,069	6,000	488	6,000	6,000	

)-GENERAL FUND
504-HUMAN RESOURCES
DEPARTMENT EXPENSES

	2008-2009 ACTUAL	2009-2010 ACTUAL	2010-2011 CURRENT BUDGET	2010-2011 YEAR-TO-DATE ACTUAL	2010-2011 PROJECTED YEAR END	2011-2012 REQUESTED BUDGET	2011-2012 ADMIN. RECOMENDED
FEES FOR SERVICES							
100-504-526 TESTING/CERTIFICATION	1,241	135	8,225	5,219	8,219	8,700	
100-504-528 ADVERTISING	4,660	2,367	2,500	1,782	2,500	2,500	
TOTAL FEES FOR SERVICES	5,901	2,502	10,725	7,001	10,719	11,200	
CONTRACT SERVICES							
100-504-532 SOFTWARE MAINT/LICENSE	3,176	6,612	6,761	3,455	3,511	3,800	
100-504-539 OTHER CONTRACT SERVICES	15,740	13,689	17,500	12,436	15,000	17,964	
TOTAL CONTRACT SERVICES	18,916	20,301	24,261	15,891	18,511	21,764	
TOTAL 500-CONTRACT SERVICES AN	30,736	25,873	40,986	23,380	35,230	38,964	
700-CAPITAL OUTLAY							
OFFICE FURNITURE/EQUIPMENT							
TAL 504-HUMAN RESOURCES	206,406	215,757	227,471	156,170	223,521	172,122	

PROPOSED BUDGET WORKSHEET
AS OF: JUNE 30TH, 2011

-GENERAL FUND
512-FINANCIAL SERVICES
DEPARTMENT EXPENSES

	2008-2009 ACTUAL	2009-2010 ACTUAL	2010-2011 CURRENT BUDGET	2010-2011 YEAR-TO-DATE ACTUAL	2010-2011 PROJECTED YEAR END	2011-2012 REQUESTED BUDGET	2011-2012 ADMIN. RECOMENDED
100-EMPLOYEE SERVICES							
WAGES & SALARIES							
100-512-111 REGULAR FULL TIME	200,941	204,620	201,875	145,843	201,875	201,875	
100-512-114 OVERTIME	62	30	0	0	0	0	
100-512-115 LONGEVITY PAY	1,440	1,584	1,748	1,728	1,728	1,872	
TOTAL WAGES & SALARIES	202,442	206,233	203,623	147,571	203,603	203,747	
PAID BENEFITS							
100-512-121 FICA SOCIAL SECURITY	15,062	15,681	15,667	11,050	15,636	15,668	
100-512-122 WORKERS COMPENSATION	739	568	590	470	590	591	
100-512-123 STATE UNEMPLOYMENT TAXE	221	756	156	271	268	1,080	
100-512-124 RETIREMENT- TMRS	25,493	27,075	27,402	19,744	27,347	25,260	
100-512-126 HEALTH INSURANCE	15,646	20,277	15,365	12,804	15,365	20,743	
100-512-127 DENTAL INSURANCE	809	809	849	708	849	926	
100-512-128 LONG TERM DISABILITY	716	788	787	656	787	1,062	
TOTAL PAID BENEFITS	58,685	65,952	60,816	45,703	60,842	65,330	
ALLOWANCES/REIMBURSEMENTS							
100-512-131 UNIFORMS	157	0	190	145	190	200	
TOTAL ALLOWANCES/REIMBURSEMENT	157	0	190	145	190	200	
TRAINING/PROFESSIONAL DEVELOPM							
100-512-141 WORKSHOP TRAINING	494	275	275	275	275	518	
100-512-142 PROFESSIONAL CONFERENCE	550	0	429	420	420	650	
100-512-143 MEMBERSHIPS AND DUES	1,689	1,425	1,900	1,714	1,875	1,875	
100-512-144 SUBSCRIPTIONS AND BOOKS	43	0	65	64	64	0	
100-512-146 TRAINING- TRANSPORTATIO	215	0	187	143	143	37	
100-512-148 TRAINING- MEALS	74	0	60	0	0	42	
TOTAL TRAINING/PROFESSIONAL DE	3,065	1,700	2,916	2,615	2,777	3,122	
TOTAL 100-EMPLOYEE SERVICES	264,350	273,886	267,545	196,035	267,412	272,399	
200-OPERATIONAL SUPPLIES							
OFFICE SUPPLIES							
100-512-211 GENERAL OFFICE SUPPLIES	8,617	7,500	6,000	2,924	3,500	2,600	
100-512-214 COMPUTER SUPPLIES	516	146	770	458	460	137	
100-512-215 POSTAGE	3,260	2,941	3,000	2,355	3,200	3,000	
TOTAL OFFICE SUPPLIES	12,394	10,587	9,770	5,737	7,160	5,737	

)-GENERAL FUND
512-FINANCIAL SERVICES
DEPARTMENT EXPENSES

	2008-2009 ACTUAL	2009-2010 ACTUAL	2010-2011 CURRENT BUDGET	2010-2011 YEAR-TO-DATE ACTUAL	2010-2011 PROJECTED YEAR END	2011-2012 REQUESTED BUDGET	2011-2012 ADMIN. RECOMENDED
PROGRAM/SPECIAL EVENTS							
OPERATIONAL EQUIPMENT(ADMIN)							
100-512-261 OFFICE FURNITURE	103	0	0	0	0	0	
100-512-266 GENERAL ELECTRONIC EQUI	0	0	230	209	210	0	
100-512-269 OTHER OFFICE EQUIPMENT	679	0	0	0	0	0	
TOTAL OPERATIONAL EQUIPMENT(AD	782	0	230	209	210	0	
TOTAL 200-OPERATIONAL SUPPLIES	13,176	10,587	10,000	5,946	7,370	5,737	
300-FACILITIES OPERATIONS/MAIN							
UTILITIES							
100-512-323 TRUNK TELEPHONE SYSTEM	38	67	75	61	75	75	
TOTAL UTILITIES	38	67	75	61	75	75	
TOTAL 300-FACILITIES OPERATION	38	67	75	61	75	75	
400-EQUIPMENT OPERATIONS/MAINT							
OFFICE EQUIPMENT							
100-512-461 OFFICE EQUIPMENT RENTAL	137	0	0	0	0	0	
100-512-462 OFFICE EQUIPMENT MAINT/	271	293	270	180	270	270	
TOTAL OFFICE EQUIPMENT	408	293	270	180	270	270	
TOTAL 400-EQUIPMENT OPERATIONS	408	293	270	180	270	270	
500-CONTRACT SERVICES AND FEES							
PROFESSIONAL SERVICES							
100-512-513 AUDIT SERVICES	36,850	40,000	49,500	49,500	49,500	53,200	
TOTAL PROFESSIONAL SERVICES	36,850	40,000	49,500	49,500	49,500	53,200	
FEES FOR SERVICES							
100-512-523 OUTSIDE PRINTING	4,682	3,665	3,594	3,755	4,000	3,780	
100-512-527 DELIVERY,COURIER SERVIC	226	127	253	253	253	200	
100-512-528 ADVERTISING	937	1,131	436	188	400	965	
TOTAL FEES FOR SERVICES	5,845	4,923	4,283	4,195	4,653	4,945	

PROPOSED BUDGET WORKSHEET
AS OF: JUNE 30TH, 2011

-GENERAL FUND
512-FINANCIAL SERVICES
DEPARTMENT EXPENSES

	2008-2009 ACTUAL	2009-2010 ACTUAL	2010-2011 CURRENT BUDGET	2010-2011 YEAR-TO-DATE ACTUAL	2010-2011 PROJECTED YEAR END	2011-2012 REQUESTED BUDGET	2011-2012 ADMIN. RECOMENDED
CONTRACT SERVICES							
100-512-532 SOFTWARE MAINT/LICENSIN	15,628	14,441	15,862	15,688	15,688	16,366	
100-512-533 CAD ENTITY FEE	47,312	46,378	48,000	37,471	49,962	50,238	
100-512-536 EXTENDED MAINTENANCE WA	495	495	416	375	375	400	
100-512-537 BANK FINANCE CHARGES	100	898	849	849	850	140	
100-512-538 COUNTY TAX COLLECTION F	1,726	1,719	1,749	1,748	1,748	2,000	
100-512-539 OTHER CONTRACT SERVICES	10,345	9,605	14,000	10,086	12,500	16,321	
TOTAL CONTRACT SERVICES	75,606	73,536	80,876	66,217	81,123	85,465	
TOTAL 500-CONTRACT SERVICES AN	118,301	118,459	134,659	119,912	135,276	143,610	
700-CAPITAL OUTLAY							
OFFICE FURNITURE/EQUIPMENT							
800-CONTRIBUTIONS & CONTINGENC							
CONTRIBUTIONS/TRANSFERS							
100-512-816 SALES TAX REBATE	22,801	11,152	12,000	10,608	14,145	3,650	
TOTAL CONTRIBUTIONS/TRANSFERS	22,801	11,152	12,000	10,608	14,145	3,650	
CONTINGENCY RESERVES/CLAIMS							
TOTAL 800-CONTRIBUTIONS & CONT	22,801	11,152	12,000	10,608	14,145	3,650	
TAL 512-FINANCIAL SERVICES	419,073	414,443	424,549	332,742	424,548	425,741	

-GENERAL FUND
516-MUNICIPAL COURT
DEPARTMENT EXPENSES

	2008-2009 ACTUAL	2009-2010 ACTUAL	2010-2011 CURRENT BUDGET	2010-2011 YEAR-TO-DATE ACTUAL	2010-2011 PROJECTED YEAR END	2011-2012 REQUESTED BUDGET	2011-2012 ADMIN. RECOMENDED
100-EMPLOYEE SERVICES							
WAGES & SALARIES							
100-516-111 REGULAR FULL TIME	95,581	97,184	115,498	81,392	115,498	120,033	
100-516-114 OVERTIME	1,206	1,659	685	0	0	500	
100-516-115 LONGEVITY PAY	1,536	1,632	1,728	1,728	1,728	1,872	
100-516-116 REGULAR PART TIME	33,600	33,975	33,600	24,179	33,600	33,600	
100-516-118 INSURANCE ALLOWANCE	2,175	1,213	2,169	1,510	2,169	2,400	
TOTAL WAGES & SALARIES	134,098	135,663	153,680	108,808	152,995	158,405	
PAID BENEFITS							
100-516-121 FICA SOCIAL SECURITY	10,127	10,524	11,815	8,350	11,815	12,205	
100-516-122 WORKERS COMPENSATION	498	352	444	308	444	458	
100-516-123 STATE EMPLOYMENT TAXES	180	756	195	318	360	1,350	
100-516-124 RETIREMENT- TMRS	12,631	13,334	16,169	11,315	16,169	15,535	
100-516-126 HEALTH INSURANCE	6,848	8,835	7,683	6,402	7,683	10,372	
100-516-127 DENTAL INSURANCE	404	404	584	478	584	694	
100-516-128 LONG TERM DISABILITY	344	378	450	368	450	631	
TOTAL PAID BENEFITS	31,033	34,584	37,340	27,538	37,505	41,245	
TRAINING/PROFESSIONAL DEVELOPM							
100-516-141 WORKSHOP/TRAINING	686	275	560	598	650	850	
100-516-142 PROFESSIONAL CONFERENCE	145	50	0	0	0	100	
100-516-143 MEMBERSHIPS AND DUES	0	50	150	100	150	240	
100-516-144 SUBSCRIPTIONS AND BOOKS	50	151	112	0	100	240	
100-516-146 TRAINING- TRANSPORTATIO	346	561	250	601	650	660	
100-516-147 TRAINING- LODGING	329	0	300	0	0	800	
100-516-148 TRAINING- MEALS	299	182	112	202	250	141	
TOTAL TRAINING/PROFESSIONAL DE	1,854	1,268	1,484	1,501	1,800	3,031	
TOTAL 100-EMPLOYEE SERVICES	166,984	171,515	192,504	137,847	192,300	202,681	
200-OPERATIONAL SUPPLIES							
OFFICE SUPPLIES							
100-516-211 GENERAL OFFICE SUPPLIES	6,102	4,584	3,700	3,359	3,700	3,700	
100-516-214 COMPUTER SUPPLIES	104	529	0	351	400	0	
100-516-215 POSTAGE	1,988	2,107	1,900	1,902	2,100	2,100	
TOTAL OFFICE SUPPLIES	8,193	7,219	5,600	5,612	6,200	5,800	

-GENERAL FUND
516-MUNICIPAL COURT
DEPARTMENT EXPENSES

	2008-2009 ACTUAL	2009-2010 ACTUAL	2010-2011 CURRENT BUDGET	2010-2011 YEAR-TO-DATE ACTUAL	2010-2011 PROJECTED YEAR END	2011-2012 REQUESTED BUDGET	2011-2012 ADMIN. RECOMENDED
SPECIALTY SUPPLIES							
OPERATIONAL EQUIPMENT(ADMIN)							
100-516-261 OFFICE FURNITURE	170	0	0	0	0	0	
100-516-266 GENERAL ELECTRONIC EQUI	130	0	0	0	0	0	
TOTAL OPERATIONAL EQUIPMENT(AD	301	0	0	0	0	0	
TOTAL 200-OPERATIONAL SUPPLIES	8,494	7,219	5,600	5,612	6,200	5,800	
300-FACILITIES OPERATIONS/MAIN							
UTILITIES							
100-516-321 LIGHT & POWER	5,566	5,053	5,670	1,503	4,000	3,500	
100-516-322 NATURAL GAS, PROPANE	153	201	200	102	210	200	
100-516-323 TRUNK TELEPHONE SYSTEM	340	568	600	305	450	450	
TOTAL UTILITIES	6,059	5,822	6,470	1,910	4,660	4,150	
JANITORIAL SUPPLIES/SERVICES							
TOTAL 300-FACILITIES OPERATION	6,059	5,822	6,470	1,910	4,660	4,150	
400-EQUIPMENT OPERATIONS/MAINT							
OFFICE EQUIPMENT							
100-516-462 OFFICE EQUIP MAINT/REPA	981	1,160	760	280	410	410	
TOTAL OFFICE EQUIPMENT	981	1,160	760	280	410	410	
TOTAL 400-EQUIPMENT OPERATIONS	981	1,160	760	280	410	410	
500-CONTRACT SERVICES AND FEES							
PROFESSIONAL SERVICES							
100-516-511 LEGAL SERVICES	23,240	26,371	25,000	17,865	24,450	25,000	
TOTAL PROFESSIONAL SERVICES	23,240	26,371	25,000	17,865	24,450	25,000	
FEES FOR SERVICES							
100-516-523 OUTSIDE PRINTING	0	0	450	355	450	450	
100-516-526 TESTING/CERT. PERMITS	50	0	275	50	275	275	
100-516-529 ELECTION JUDGE/JURY SER	294	408	1,000	180	450	600	
TOTAL FEES FOR SERVICES	344	408	1,725	585	1,175	1,325	

PROPOSED BUDGET WORKSHEET
AS OF: JUNE 30TH, 2011

-GENERAL FUND
516-MUNICIPAL COURT
DEPARTMENT EXPENSES

	2008-2009 ACTUAL	2009-2010 ACTUAL	2010-2011 CURRENT BUDGET	2010-2011 YEAR-TO-DATE ACTUAL	2010-2011 PROJECTED YEAR END	2011-2012 REQUESTED BUDGET	2011-2012 ADMIN. RECOMENDED
CONTRACT SERVICES							
100-516-532 SOFTWARE MAINT/LICENSIN	6,891	7,136	7,481	7,442	7,860	8,015	
100-516-539 OTHER CONTRACT SERVICES	0	0	300	314	300	0	
TOTAL CONTRACT SERVICES	6,891	7,136	7,781	7,756	8,160	8,015	
TOTAL 500-CONTRACT SERVICES AN	30,475	33,915	34,506	26,206	33,785	34,340	
700-CAPITAL OUTLAY							
OFFICE FURNITURE/EQUIPMENT							
TAL 516-MUNICIPAL COURT	212,993	219,631	239,840	171,855	237,355	247,381	

1-GENERAL FUND
522-C D - PLANNING & INSP
DEPARTMENT EXPENSES

	2008-2009 ACTUAL	2009-2010 ACTUAL	2010-2011 CURRENT BUDGET	2010-2011 YEAR-TO-DATE ACTUAL	2010-2011 PROJECTED YEAR END	2011-2012 REQUESTED BUDGET	2011-2012 ADMIN. RECOMENDED
100-EMPLOYEE SERVICES							
WAGES & SALARIES							
100-522-111 REGULAR FULL TIME	240,731	248,494	249,177	175,239	231,772	205,241	
100-522-114 OVERTIME	1,329	605	300	950	1,500	1,700	
100-522-115 LONGEVITY PAY	2,640	2,876	3,120	3,110	3,120	3,024	
100-522-116 REGULAR PART TIME	28,932	29,525	29,124	21,015	29,124	29,124	
100-522-118 INSURANCE ALLOWANCE	2,060	910	1,200	579	785	0	
TOTAL WAGES & SALARIES	275,692	282,409	282,921	200,893	266,301	239,089	
PAID BENEFITS							
100-522-121 FICA SOCIAL SECURITY	20,240	21,532	21,704	15,158	20,358	18,385	
100-522-122 WORKERS COMPENSATION	1,544	1,164	1,143	911	1,027	849	
100-522-123 STATE UNEMPLOYMENT TAXE	270	1,134	234	414	432	1,350	
100-522-124 RETIREMENT- TMRS	34,578	37,056	37,960	26,845	35,607	29,468	
100-522-126 HEALTH INSURANCE	18,582	24,042	19,206	16,006	19,206	25,929	
100-522-127 DENTAL INSURANCE	1,150	1,112	1,221	946	1,150	1,099	
100-522-128 LONG TERM DISABILITY	992	1,067	1,085	855	1,017	1,233	
TOTAL PAID BENEFITS	77,355	87,107	82,553	61,135	78,797	78,313	
ALLOWANCES/REIMBURSEMENTS							
TRAINING/PROFESSIONAL DEVELOPM							
100-522-141 WORKSHOP TRAINING	380	190	175	175	175	0	
100-522-142 PROFESSIONAL CONFERENCE	1,400	890	560	0	560	2,700	
100-522-143 MEMBERSHIPS AND DUES	4,165	1,197	5,140	3,463	5,140	5,125	
100-522-144 SUBSCRIPTIONS AND BOOKS	15	95	0	50	50	0	
100-522-146 TRAINING- TRANSPORTATIO	83	207	0	0	0	0	
100-522-147 TRAINING- LODGING	686	449	300	288	288	0	
100-522-148 TRAINING- MEALS	56	38	100	0	100	0	
TOTAL TRAINING/PROFESSIONAL DE	6,785	3,066	6,275	3,977	6,313	7,825	
TOTAL 100-EMPLOYEE SERVICES	359,831	372,582	371,749	266,005	351,411	325,227	
200-OPERATIONAL SUPPLIES							
OFFICE SUPPLIES							
100-522-211 GENERAL OFFICE SUPPLIES	1,066	1,039	2,800	1,731	2,800	1,800	
100-522-214 COMPUTER SUPPLIES	2,030	1,428	1,200	942	1,200	1,350	
100-522-215 POSTAGE	2,372	4,682	2,000	1,382	2,000	2,200	
TOTAL OFFICE SUPPLIES	5,468	7,150	6,000	4,056	6,000	5,350	

-GENERAL FUND
522-C D - PLANNING & INSP
DEPARTMENT EXPENSES

	2008-2009 ACTUAL	2009-2010 ACTUAL	2010-2011 CURRENT BUDGET	2010-2011 YEAR-TO-DATE ACTUAL	2010-2011 PROJECTED YEAR END	2011-2012 REQUESTED BUDGET	2011-2012 ADMIN. RECOMENDED
PROGRAM/SPECIAL EVENTS							
100-522-232 FOOD/MEALS	16	324	0	0	0	100	
TOTAL PROGRAM/SPECIAL EVENTS	16	324	0	0	0	100	
SPECIALTY SUPPLIES							
100-522-256 MINOR TOOLS/INSTRUMENTS	70	42	70	115	150	70	
100-522-259 MISC SUPPLIES	0	0	0	10	10	200	
TOTAL SPECIALTY SUPPLIES	70	42	70	125	160	270	
OPERATIONAL EQUIPMENT(ADMIN)							
100-522-267 COMPUTERS	0	1,931	0	0	0	0	
100-522-269 OTHER EQUIPMENT	237	0	0	0	0	0	
TOTAL OPERATIONAL EQUIPMENT(AD	237	1,931	0	0	0	0	
TOTAL 200-OPERATIONAL SUPPLIES	5,792	9,447	6,070	4,181	6,160	5,720	
300-FACILITIES OPERATIONS/MAIN							
UTILITIES							
100-522-323 TRUNK TELEPHONE SERVICE	346	517	560	477	600	700	
100-522-324 CELL PHONES	1,249	1,255	1,900	1,260	1,750	2,160	
TOTAL UTILITIES	1,595	1,773	2,460	1,737	2,350	2,860	
TOTAL 300-FACILITIES OPERATION	1,595	1,773	2,460	1,737	2,350	2,860	
400-EQUIPMENT OPERATIONS/MAINT							
EQUIPMENT RENTAL							
100-522-414 MOTOR VEHICLE RENTAL	5,112	5,676	6,020	17,553	6,137	6,200	
100-522-419 REPLACMENT FUND CONTRIB	1,413	0	0	0	0	0	
TOTAL EQUIPMENT RENTAL	6,525	5,676	6,020	17,553	6,137	6,200	
FUEL, OIL & LUBRICANTS							
FIXED EQUIPMENT MAINTENAN							
OFFICE EQUIPMENT							
100-522-461 OFFICE EQUIPMENT RENTAL	130	0	0	0	0	0	
100-522-462 EQUIP REPAIRS/MAINT	271	308	300	180	270	300	
TOTAL OFFICE EQUIPMENT	401	308	300	180	270	300	
TOTAL 400-EQUIPMENT OPERATIONS	6,926	5,984	6,320	17,733	6,407	6,500	

-GENERAL FUND
522-C D - PLANNING & INSP
DEPARTMENT EXPENSES

	2008-2009 ACTUAL	2009-2010 ACTUAL	2010-2011 CURRENT BUDGET	2010-2011 YEAR-TO-DATE ACTUAL	2010-2011 PROJECTED YEAR END	2011-2012 REQUESTED BUDGET	2011-2012 ADMIN. RECOMENDED
500-CONTRACT SERVICES AND FEES							
PROFESSIONAL SERVICES							
FEES FOR SERVICES							
100-522-521 COUNTY RECORDING FEES	3,121	4,890	3,915	3,500	3,915	4,500	
100-522-523 OUTSIDE PRINTING	76	1,392	250	0	250	150	
100-522-528 ADVERTISING	1,359	2,374	1,200	977	1,200	1,500	
TOTAL FEES FOR SERVICES	4,556	8,657	5,365	4,477	5,365	6,150	
CONTRACT SERVICES							
100-522-532 SOFTWARE MAINT/LICENSIN	10,266	5,597	7,112	5,818	7,112	7,112	
100-522-539 OTHER CONTRACT SERVICES	70,746	39,851	37,000	41,917	40,500	35,200	
TOTAL CONTRACT SERVICES	81,012	45,448	44,112	47,735	47,612	42,312	
TOTAL 500-CONTRACT SERVICES AN	85,568	54,105	49,477	52,212	52,977	48,462	
700-CAPITAL OUTLAY							
OFFICE FURNITURE/EQUIPMENT							
FIELD EQUIPMENT/VEHICLES							
TAL 522-C D - PLANNING & INSP	459,711	443,890	436,076	341,868	419,305	388,769	

PROPOSED BUDGET WORKSHEET
AS OF: JUNE 30TH, 2011

-GENERAL FUND
524-MAIN STREET PROGRAM
DEPARTMENT EXPENSES

	2008-2009 ACTUAL	2009-2010 ACTUAL	2010-2011 CURRENT BUDGET	2010-2011 YEAR-TO-DATE ACTUAL	2010-2011 PROJECTED YEAR END	2011-2012 REQUESTED BUDGET	2011-2012 ADMIN. RECOMENDED
100-EMPLOYEE SERVICES							
WAGES & SALARIES							
100-524-111 REGULAR FULL TIME	50,809	82,095	35,000	25,152	35,000	35,000	
100-524-115 LONGEVITY PAY	144	192	48	48	48	96	
100-524-118 INSURANCE ALLOWANCE	0	1,029	1,200	863	1,200	1,200	
TOTAL WAGES & SALARIES	50,953	83,316	36,248	26,064	36,248	36,296	
PAID BENEFITS							
100-524-121 FICA SOCIAL SECRUITY	3,509	6,006	2,783	2,031	2,783	2,788	
100-524-122 WORKERS COMPENSATION	194	144	96	77	105	105	
100-524-123 STATE UNEMPLOYMENT TAX	45	400	39	67	72	270	
100-524-124 RETIREMENT- TMRS	6,421	10,948	4,868	3,483	4,868	4,500	
100-524-126 HEALTH INSURANCE	3,911	5,069	0	0	0	0	
100-524-127 DENTAL INSURANCE	202	202	0	0	0	0	
100-524-128 LONG TERM DISABILITY	183	306	136	114	136	184	
TOTAL PAID BENEFITS	14,466	23,074	7,922	5,772	7,964	7,847	
ALLOWANCES/REIMBURSEMENTS							
100-524-133 BUSINESS- TRANSPORTATIO	137	0	200	0	0	0	
100-524-135 BUSINESS- MEALS	14	90	200	61	200	200	
TOTAL ALLOWANCES/REIMBURSEMENT	151	90	400	61	200	200	
TRAINING/PROFESSIONAL DEVELOPM							
100-524-141 WORKSHOP TRAINING	0	45	0	0	0	0	
100-524-142 PROFESSIONAL CONFERENCE	155	690	275	500	500	0	
100-524-143 MEMBERSHIPS AND DUES	595	675	675	645	675	675	
100-524-144 SUBSCRIPTIONS AND BOOKS	0	18	0	0	0	0	
100-524-146 TRAINING- TRANSPORTATIO	343	618	900	299	600	600	
100-524-147 TRAINING- LODGING	0	1,088	950	192	450	450	
100-524-148 TRAINING- MEALS	28	129	450	90	250	250	
TOTAL TRAINING/PROFESSIONAL DE	1,120	3,264	3,250	1,726	2,475	1,975	
TOTAL 100-EMPLOYEE SERVICES	66,689	109,743	47,820	33,623	46,887	46,318	
200-OPERATIONAL SUPPLIES							
OFFICE SUPPLIES							
100-524-211 GENERAL OFFICE SUPPLIES	259	435	1,500	798	1,000	750	
100-524-214 COMPUTER SUPPLIES	156	256	300	0	150	150	
100-524-215 POSTAGE	1,772	41	200	55	115	115	
TOTAL OFFICE SUPPLIES	2,187	732	2,000	853	1,265	1,015	

-GENERAL FUND
524-MAIN STREET PROGRAM
DEPARTMENT EXPENSES

	2008-2009 ACTUAL	2009-2010 ACTUAL	2010-2011 CURRENT BUDGET	2010-2011 YEAR-TO-DATE ACTUAL	2010-2011 PROJECTED YEAR END	2011-2012 REQUESTED BUDGET	2011-2012 ADMIN. RECOMENDED
PROGRAM/SPECIAL EVENTS							
100-524-235 MAIN ST. PROMO. SUPPLIE	760	184	1,000	0	250	480	
TOTAL PROGRAM/SPECIAL EVENTS	760	184	1,000	0	250	480	
OPERATIONAL EQUIPMENT(ADMIN)							
100-524-269 OTHER EQUIPMENT	57	0	0	0	0	0	
TOTAL OPERATIONAL EQUIPMENT(AD	57	0	0	0	0	0	
TOTAL 200-OPERATIONAL SUPPLIES	3,005	915	3,000	853	1,515	1,495	
300-FACILITIES OPERATIONS/MAIN							
UTILITIES							
100-524-323 TRUNK TELEPHONE SYSTEM	52	98	530	0	300	300	
TOTAL UTILITIES	52	98	530	0	300	300	
TOTAL 300-FACILITIES OPERATION	52	98	530	0	300	300	
400-EQUIPMENT OPERATIONS/MAINT							
OFFICE EQUIPMENT							
100-524-461 OFFICE EQUIPMENT RENTAL	69	0	0	0	0	0	
100-524-462 OFFICE EQUIP MAINT/REPA	271	293	270	180	270	300	
TOTAL OFFICE EQUIPMENT	340	293	270	180	270	300	
TOTAL 400-EQUIPMENT OPERATIONS	340	293	270	180	270	300	
500-CONTRACT SERVICES AND FEES							
PROFESSIONAL SERVICES							
100-524-519 OTHER PROFESSIONAL SERV	50	0	0	0	0	0	
TOTAL PROFESSIONAL SERVICES	50	0	0	0	0	0	
FEES FOR SERVICES							
100-524-523 OUTSIDE PRINTING	0	52	100	0	100	100	
100-524-528 ADVERTISING	0	495	500	0	500	500	
TOTAL FEES FOR SERVICES	0	547	600	0	600	600	

PROPOSED BUDGET WORKSHEET
AS OF: JUNE 30TH, 2011

-GENERAL FUND
524-MAIN STREET PROGRAM
DEPARTMENT EXPENSES

	2008-2009 ACTUAL	2009-2010 ACTUAL	2010-2011 CURRENT BUDGET	2010-2011 YEAR-TO-DATE ACTUAL	2010-2011 PROJECTED YEAR END	2011-2012 REQUESTED BUDGET	2011-2012 ADMIN. RECOMENDED
CONTRACT SERVICES							
100-524-539 OTHER CONTRACT SERVICES	300	305	820	309	820	820	
TOTAL CONTRACT SERVICES	300	305	820	309	820	820	
TOTAL 500-CONTRACT SERVICES AN	350	852	1,420	309	1,420	1,420	
700-CAPITAL OUTLAY							
OFFICE FURNITURE/EQUIPMENT							
TAL 524-MAIN STREET PROGRAM	70,436	111,901	53,040	34,964	50,392	49,833	

PROPOSED BUDGET WORKSHEET
AS OF: JUNE 30TH, 2011

-GENERAL FUND
527-C D - MOODY MUSEUM
DEPARTMENT EXPENSES

	2008-2009 ACTUAL	2009-2010 ACTUAL	2010-2011 CURRENT BUDGET	2010-2011 YEAR-TO-DATE ACTUAL	2010-2011 PROJECTED YEAR END	2011-2012 REQUESTED BUDGET	2011-2012 ADMIN. RECOMENDED
100-EMPLOYEE SERVICES							
TRAINING/PROFESSIONAL DEVELOPM							
200-OPERATIONAL SUPPLIES							
OFFICE SUPPLIES							
100-527-211 GENERAL OFFICE SUPPLIES	0	0	100	20	50	100	
100-527-217 OFFICE SECURITY	479	758	600	377	500	505	
TOTAL OFFICE SUPPLIES	479	758	700	397	550	605	
SPECIALTY SUPPLIES							
100-527-254 BOTANICAL/LANDSCAPE	0	202	300	9	300	300	
100-527-259 MISC. SUPPLIES	64	0	175	0	90	0	
TOTAL SPECIALTY SUPPLIES	64	202	475	9	390	300	
TOTAL 200-OPERATIONAL SUPPLIES	543	960	1,175	406	940	905	
300-FACILITIES OPERATIONS/MAIN							
UTILITIES							
100-527-321 LIGHT & POWER	4,400	4,118	4,500	2,071	4,500	4,500	
100-527-322 NATURAL GAS, PROPANE	210	59	225	191	250	290	
TOTAL UTILITIES	4,610	4,176	4,725	2,262	4,750	4,790	
FACILITY REPAIR/IMPROVEMENTS							
100-527-349 MISC. REPAIRS/MAINT	477	60	300	65	300	300	
TOTAL FACILITY REPAIR/IMPROVEM	477	60	300	65	300	300	
JANITORIAL SUPPLIES/SERVICES							
TOTAL 300-FACILITIES OPERATION	5,087	4,236	5,025	2,327	5,050	5,090	
500-CONTRACT SERVICES AND FEES							
PROFESSIONAL SERVICES							
100-527-519 OTHER PROFESSIONAL SERV	150	0	0	0	0	0	
TOTAL PROFESSIONAL SERVICES	150	0	0	0	0	0	

PROPOSED BUDGET WORKSHEET
AS OF: JUNE 30TH, 2011

-GENERAL FUND
527-C D - MOODY MUSEUM
DEPARTMENT EXPENSES

	2008-2009 ACTUAL	2009-2010 ACTUAL	2010-2011 CURRENT BUDGET	2010-2011 YEAR-TO-DATE ACTUAL	2010-2011 PROJECTED YEAR END	2011-2012 REQUESTED BUDGET	2011-2012 ADMIN. RECOMENDED
FEES FOR SERVICES							
CONTRACT SERVICES							
100-527-539 OTHER CONTRACT SERVICES	3,250	950	625	625	625	1,300	
TOTAL CONTRACT SERVICES	3,250	950	625	625	625	1,300	
TOTAL 500-CONTRACT SERVICES AN	3,400	950	625	625	625	1,300	
TAL 527-C D - MOODY MUSEUM	9,030	6,146	6,825	3,358	6,615	7,295	

-GENERAL FUND
532-PUBLIC LIBRARY
DEPARTMENT EXPENSES

	2008-2009 ACTUAL	2009-2010 ACTUAL	2010-2011 CURRENT BUDGET	2010-2011 YEAR-TO-DATE ACTUAL	2010-2011 PROJECTED YEAR END	2011-2012 REQUESTED BUDGET	2011-2012 ADMIN. RECOMENDED
100-EMPLOYEE SERVICES							
WAGES & SALARIES							
100-532-111 REGULAR FULL TIME	206,503	214,328	216,876	156,056	216,876	216,876	
100-532-114 OVERTIME	0	0	200	38	200	0	
100-532-115 LONGEVITY	1,944	1,404	1,644	1,692	1,644	2,028	
100-532-116 REGULAR PART TIME	4,435	0	0	0	0	0	
100-532-117 TEMPORARY/SEASONAL	1,923	5,220	9,135	0	0	0	
100-532-118 INSURANCE ALLOWANCE	1,200	1,213	1,200	1,648	2,308	2,400	
TOTAL WAGES & SALARIES	216,006	222,166	229,055	159,434	221,028	221,304	
PAID BENEFITS							
100-532-121 FICA SOCIAL SECURITY	16,132	16,622	17,572	11,755	16,973	17,032	
100-532-122 WORKERS COMPENSATION	757	647	641	511	619	620	
100-532-123 STATE UNEMPLOYMENT TAXE	401	1,461	313	355	504	1,890	
100-532-124 RETIREMENT- TMRS	26,944	28,483	29,512	21,309	29,687	27,461	
100-532-126 HEALTH INSURANCE	21,187	28,279	23,048	16,326	19,527	25,929	
100-532-127 DENTAL INSURANCE	1,116	1,365	1,486	1,238	1,486	1,620	
100-532-128 LONG TERM DISABILITY	753	826	846	705	846	1,141	
TOTAL PAID BENEFITS	67,290	77,682	73,418	52,198	69,642	75,693	
ALLOWANCES/REIMBURSEMENTS							
TRAINING/PROFESSIONAL DEVELOPM							
100-532-142 PROFESSIONAL CONFERENCE	431	457	500	462	462	500	
100-532-143 MEMBERSHIPS AND DUES	653	653	720	653	653	710	
100-532-146 TRAINING- TRANSPORTATIO	198	121	142	0	0	159	
100-532-147 TRAINING- LODGING	853	1,633	0	0	0	1,200	
100-532-148 TRAINING- MEALS	195	250	0	0	0	210	
TOTAL TRAINING/PROFESSIONAL DE	2,329	3,114	1,362	1,115	1,115	2,779	
TOTAL 100-EMPLOYEE SERVICES	285,625	302,962	303,835	212,747	291,785	299,776	
200-OPERATIONAL SUPPLIES							
OFFICE SUPPLIES							
100-532-211 GENERAL OFFICE SUPPLIES	8,011	8,272	8,045	5,737	8,045	7,792	
100-532-214 COMPUTER SUPPLIES	1,794	387	2,400	180	2,400	2,400	
100-532-215 POSTAGE	895	1,029	800	629	800	800	
100-532-217 OFFICE SECURITY	420	497	450	420	420	450	
TOTAL OFFICE SUPPLIES	11,120	10,185	11,695	6,965	11,665	11,442	

-GENERAL FUND
532-PUBLIC LIBRARY
DEPARTMENT EXPENSES

	2008-2009 ACTUAL	2009-2010 ACTUAL	2010-2011 CURRENT BUDGET	2010-2011 YEAR-TO-DATE ACTUAL	2010-2011 PROJECTED YEAR END	2011-2012 REQUESTED BUDGET	2011-2012 ADMIN. RECOMENDED
PROGRAM/SPECIAL EVENTS							
SPECIALTY SUPPLIES							
100-532-252 MEDICAL SUPPLIES	58	107	100	46	100	100	
TOTAL SPECIALTY SUPPLIES	58	107	100	46	100	100	
OPERATIONAL EQUIPMENT(ADMIN)							
100-532-269 OTHER EQUIPMENT	0	3,995	850	848	850	0	
TOTAL OPERATIONAL EQUIPMENT(AD	0	3,995	850	848	850	0	
TOTAL 200-OPERATIONAL SUPPLIES	11,178	14,287	12,645	7,859	12,615	11,542	
300-FACILITIES OPERATIONS/MAIN							
UTILITIES							
100-532-321 LIGHT & POWER	42,962	40,758	45,000	31,895	45,000	43,000	
100-532-322 NATURAL GAS, PROPANE	1,304	1,569	2,500	1,523	2,500	2,300	
100-532-323 TRUNK TELEPHONE SYSTEM	3,149	2,942	3,400	3,108	3,400	3,000	
TOTAL UTILITIES	47,415	45,269	50,900	36,525	50,900	48,300	
TOTAL 300-FACILITIES OPERATION	47,415	45,269	50,900	36,525	50,900	48,300	
400-EQUIPMENT OPERATIONS/MAINT							
FIXED EQUIPMENT MAINTENAN							
OFFICE EQUIPMENT							
100-532-461 OFFICE EQUIPMENT RENTAL	1,552	0	0	0	0	0	
100-532-462 OFFICE EQUIPMENT MAINT/	402	1,161	660	554	840	600	
TOTAL OFFICE EQUIPMENT	1,953	1,161	660	554	840	600	
TOTAL 400-EQUIPMENT OPERATIONS	1,953	1,161	660	554	840	600	
500-CONTRACT SERVICES AND FEES							
PROFESSIONAL SERVICES							

-GENERAL FUND
532-PUBLIC LIBRARY
DEPARTMENT EXPENSES

	2008-2009 ACTUAL	2009-2010 ACTUAL	2010-2011 CURRENT BUDGET	2010-2011 YEAR-TO-DATE ACTUAL	2010-2011 PROJECTED YEAR END	2011-2012 REQUESTED BUDGET	2011-2012 ADMIN. RECOMENDED
FEES FOR SERVICES							
CONTRACT SERVICES							
100-532-532 SOFTWARE MAINT/LICENSIN	934	2,800	3,760	3,820	3,821	4,100	
100-532-536 EXTENDED MAINTENANCE WA	1,426	1,479	1,730	1,534	1,534	1,700	
100-532-539 OTHER CONTRACT SERVICES	5,140	3,831	3,495	3,198	3,495	3,020	
TOTAL CONTRACT SERVICES	7,500	8,110	8,985	8,552	8,850	8,820	
TOTAL 500-CONTRACT SERVICES AN	7,500	8,110	8,985	8,552	8,850	8,820	
700-CAPITAL OUTLAY							
OFFICE FURNITURE/EQUIPMENT							
100-532-718 LIBRARY BOOKS	40,097	42,187	42,450	32,895	42,450	42,000	
TOTAL OFFICE FURNITURE/EQUIPME	40,097	42,187	42,450	32,895	42,450	42,000	
FIELD EQUIPMENT/VEHICLES							
TOTAL 700-CAPITAL OUTLAY	40,097	42,187	42,450	32,895	42,450	42,000	
TAL 532-PUBLIC LIBRARY	393,768	413,977	419,475	299,132	407,440	411,039	

PROPOSED BUDGET WORKSHEET
AS OF: JUNE 30TH, 2011

)-GENERAL FUND
542-FIRE SUPPRESSION/EMER
DEPARTMENT EXPENSES

	2008-2009 ACTUAL	2009-2010 ACTUAL	2010-2011 CURRENT BUDGET	2010-2011 YEAR-TO-DATE ACTUAL	2010-2011 PROJECTED YEAR END	2011-2012 REQUESTED BUDGET	2011-2012 ADMIN. RECOMENDED
100-EMPLOYEE SERVICES							
WAGES & SALARIES							
100-542-111 REGULAR FULL TIME	1,027,053	1,077,070	1,086,609	755,791	1,055,290	1,059,019	
100-542-114 OVERTIME	71,305	43,121	49,453	30,633	48,000	46,000	
100-542-115 LONGEVITY PAY	7,656	8,638	9,312	9,254	9,296	9,744	
100-542-118 INSURANCE ALLOWANCE	2,400	1,306	1,200	863	1,200	1,200	
TOTAL WAGES & SALARIES	1,108,414	1,130,134	1,146,574	796,541	1,113,786	1,115,963	
PAID BENEFITS							
100-542-121 FICA SOCIAL SECURITY	81,808	86,127	87,617	58,768	85,631	86,061	
100-542-122 WORKERS COMPENSATION	33,615	24,272	23,260	18,536	22,507	21,978	
100-542-123 STATE UNEMPLOYEMENT TAX	1,237	5,315	1,014	1,769	1,987	6,480	
100-542-124 RETIREMENT- TMRS	141,591	150,265	153,244	107,063	149,770	138,618	
100-542-126 HEALTH INSURANCE	93,057	123,965	96,032	75,545	90,270	119,273	
100-542-127 DENTAL INSURANCE	4,565	4,936	5,308	4,175	4,989	5,322	
100-542-128 LONG TERM DISABILITY	3,659	4,110	4,250	3,349	4,116	5,570	
TOTAL PAID BENEFITS	359,531	398,991	370,725	269,205	359,270	383,302	
ALLOWANCES/REIMBURSEMENTS							
100-542-131 UNIFORMS(BUY)	8,987	6,565	6,561	7,632	7,053	10,920	
100-542-135 BUSINESS- MEALS	288	399	250	159	300	300	
TOTAL ALLOWANCES/REIMBURSEMENT	9,274	6,964	6,811	7,792	7,353	11,220	
TRAINING/PROFESSIONAL DEVELOPM							
100-542-141 WORKSHOP TRAINING	3,429	5,747	3,740	5,893	7,310	7,100	
100-542-142 PROFESSIONAL CONFERENCE	1,745	165	350	275	300	300	
100-542-143 MEMBERSHIPS AND DUES	584	510	800	559	800	800	
100-542-144 SUBSCRIPTIONS AND BOOKS	36	1,243	1,200	645	1,100	1,100	
100-542-146 TRAINING- TRANSPORTATIO	349	164	0	0	0	0	
100-542-147 TRAINING- LODGING	667	278	351	351	351	500	
100-542-148 TRAINING- MEALS	1,297	666	402	170	275	270	
TOTAL TRAINING/PROFESSIONAL DE	8,106	8,773	6,843	7,894	10,136	10,070	
TOTAL 100-EMPLOYEE SERVICES	1,485,325	1,544,862	1,530,953	1,081,432	1,490,545	1,520,555	
200-OPERATIONAL SUPPLIES							
OFFICE SUPPLIES							
100-542-211 GENERAL OFFICE SUPPLIES	1,775	1,580	1,000	1,357	1,400	1,400	
100-542-214 COMPUTER SUPPLIES	919	1,069	915	1,229	1,175	1,050	
100-542-215 POSTAGE	196	209	270	76	175	200	
TOTAL OFFICE SUPPLIES	2,890	2,858	2,185	2,662	2,750	2,650	

)-GENERAL FUND
542-FIRE SUPPRESSION/EMER
DEPARTMENT EXPENSES

	2008-2009 ACTUAL	2009-2010 ACTUAL	2010-2011 CURRENT BUDGET	2010-2011 YEAR-TO-DATE ACTUAL	2010-2011 PROJECTED YEAR END	2011-2012 REQUESTED BUDGET	2011-2012 ADMIN. RECOMENDED
PROGRAM/SPECIAL EVENTS							
100-542-232 FOOD/MEALS	242	0	0	49	49	200	
TOTAL PROGRAM/SPECIAL EVENTS	242	0	0	49	49	200	
PUBLIC SAFETY SUPPLIES							
100-542-247 TURNOUT PROTECTIVE GEAR	10,596	9,784	10,480	7,294	12,000	13,000	
100-542-248 HOUSEHOLD SUPPLIES	861	922	750	595	750	750	
100-542-249 FIRE PREVENTION SUPPLIE	2,918	1,902	1,835	1,476	1,770	1,800	
TOTAL PUBLIC SAFETY SUPPLIES	14,375	12,608	13,065	9,364	14,520	15,550	
SPECIALTY SUPPLIES							
100-542-252 MEDICAL SUPPLIES	2,080	3,232	2,311	868	1,700	1,800	
100-542-253 CHEMICALS	2,695	343	1,400	271	1,300	1,400	
100-542-255 RECREATION/SPORTS EQUIP	0	1,086	250	0	200	250	
100-542-256 MINOR TOOLS/INSTRUMENTS	19,400	11,135	6,625	6,404	8,425	9,250	
100-542-259 MISC. SUPPLIES	0	5,362	4,900	5,084	4,600	4,600	
TOTAL SPECIALTY SUPPLIES	24,175	21,158	15,486	12,627	16,225	17,300	
OPERATIONAL EQUIPMENT(ADMIN)							
100-542-261 OFFICE FURNITURE	0	1,350	0	114	114	800	
100-542-262 COMMUNICATION EQUIPMENT	452	0	0	0	0	0	
100-542-265 INSTRUMENTS/APPARATUS	3,622	3,879	2,850	0	2,850	10,450	
100-542-267 COMPUTERS	0	3,185	1,255	0	1,255	1,000	
100-542-269 OTHER OFFICE EQUIPMENT	0	0	1,500	0	2,700	0	
TOTAL OPERATIONAL EQUIPMENT(AD	4,074	8,414	5,605	114	6,919	12,250	
TOTAL 200-OPERATIONAL SUPPLIES	45,757	45,037	36,341	24,815	40,463	47,950	
300-FACILITIES OPERATIONS/MAIN							
FACILITY RENTAL							
100-542-311 LONG TERM LEASE	6,353	6,473	6,890	4,568	6,090	6,400	
100-542-313 SHORT TERM RENTAL(BUILD	150	0	0	0	0	0	
TOTAL FACILITY RENTAL	6,503	6,473	6,890	4,568	6,090	6,400	
UTILITIES							
100-542-321 LIGHT & POWER	27,197	24,444	27,000	15,417	23,000	23,000	
100-542-322 NATURAL GAS, PROPANE	3,367	5,133	8,772	3,636	7,804	8,000	
100-542-323 TRUNK TELEPHONE SYSTEM	4,149	3,806	4,500	3,564	4,500	4,500	
100-542-324 CELL PHONES	1,945	1,716	1,900	1,113	1,500	1,800	
100-542-325 PAGERS	2,837	2,824	2,700	374	750	750	
TOTAL UTILITIES	39,496	37,923	44,872	24,105	37,554	38,050	

)-GENERAL FUND
542-FIRE SUPPRESSION/EMER
DEPARTMENT EXPENSES

	2008-2009 ACTUAL	2009-2010 ACTUAL	2010-2011 CURRENT BUDGET	2010-2011 YEAR-TO-DATE ACTUAL	2010-2011 PROJECTED YEAR END	2011-2012 REQUESTED BUDGET	2011-2012 ADMIN. RECOMENDED
JANITORIAL SUPPLIES/SERVICES							
TOTAL 300-FACILITIES OPERATION	45,999	44,396	51,762	28,672	43,644	44,450	
400-EQUIPMENT OPERATIONS/MAINT							
EQUIPMENT RENTAL							
100-542-414 MOTOR VEHICLE RENTAL	29,857	36,949	39,150	29,358	41,249	6,200	
100-542-415 TRUCKS,HEAVY EQUIP RENT	64,173	62,436	69,222	51,912	69,222	73,451	
100-542-419 REPLACEMENT FUND CONTRI	10,485	0	0	0	0	0	
TOTAL EQUIPMENT RENTAL	104,515	99,385	108,372	81,270	110,471	79,651	
FUEL, OIL & LUBRICANTS							
FIXED EQUIPMENT MAINTENAN							
100-542-436 OTHER EQUIP/MAINT REPAI	0	0	0	453	453	0	
TOTAL FIXED EQUIPMENT MAINTENA	0	0	0	453	453	0	
OFFICE EQUIPMENT							
TOTAL 400-EQUIPMENT OPERATIONS	104,515	99,385	108,372	81,723	110,924	79,651	
500-CONTRACT SERVICES AND FEES							
FEES FOR SERVICES							
100-542-523 OUTSIDE PRINTING	1,185	931	1,010	251	1,000	1,000	
100-542-526 TESTING/CERT. PERMITS	4,233	4,797	4,500	3,187	6,855	5,605	
100-542-527 DELIVERY, COURIER SERVI	316	299	290	292	290	290	
TOTAL FEES FOR SERVICES	5,734	6,026	5,800	3,729	8,145	6,895	
CONTRACT SERVICES							
100-542-532 SOFTWARE MAINT/LICENSIN	955	955	955	0	955	955	
100-542-539 OTHER CONTRACT SERVICES	630	569	1,000	15,140	15,400	11,497	
TOTAL CONTRACT SERVICES	1,585	1,524	1,955	15,140	16,355	12,452	
TOTAL 500-CONTRACT SERVICES AN	7,319	7,551	7,755	18,869	24,500	19,347	
700-CAPITAL OUTLAY							

PROPOSED BUDGET WORKSHEET
AS OF: JUNE 30TH, 2011

)-GENERAL FUND
542-FIRE SUPPRESSION/EMER
DEPARTMENT EXPENSES

	2008-2009 ACTUAL	2009-2010 ACTUAL	2010-2011 CURRENT BUDGET	2010-2011 YEAR-TO-DATE ACTUAL	2010-2011 PROJECTED YEAR END	2011-2012 REQUESTED BUDGET	2011-2012 ADMIN. RECOMENDED
OFFICE FURNITURE/EQUIPMENT							
100-542-712 COMMUNICATION EQUIPMENT	0	0	0	0	0	22,000	
100-542-717 INSTRUMENTS/APPARATUS	7,842	0	0	0	0	0	
TOTAL OFFICE FURNITURE/EQUIPME	7,842	0	0	0	0	22,000	
FIELD EQUIPMENT/VEHICLES							
TOTAL 700-CAPITAL OUTLAY	7,842	0	0	0	0	22,000	
800-CONTRIBUTIONS & CONTINGENC							
INTERFUND CHARGES							
100-542-820 CIVIL SL TRANSFER	5,000	1,271	2,500	1,875	2,500	5,000	
TOTAL INTERFUND CHARGES	5,000	1,271	2,500	1,875	2,500	5,000	
TOTAL 800-CONTRIBUTIONS & CONT	5,000	1,271	2,500	1,875	2,500	5,000	
TAL 542-FIRE SUPPRESSION/EMER	1,701,757	1,742,502	1,737,683	1,237,386	1,712,576	1,738,953	

PROPOSED BUDGET WORKSHEET
AS OF: JUNE 30TH, 2011

)-GENERAL FUND
552-POLICE FIELD SERVICES
DEPARTMENT EXPENSES

	2008-2009 ACTUAL	2009-2010 ACTUAL	2010-2011 CURRENT BUDGET	2010-2011 YEAR-TO-DATE ACTUAL	2010-2011 PROJECTED YEAR END	2011-2012 REQUESTED BUDGET	2011-2012 ADMIN. RECOMENDED
100-EMPLOYEE SERVICES							
WAGES & SALARIES							
100-552-111 REGULAR FULL TIME	1,643,510	1,638,780	1,581,572	1,136,284	1,589,886	1,476,374	
100-552-114 OVERTIME	33,446	32,121	29,690	24,210	29,690	29,690	
100-552-115 LONGEVITY PAY	13,200	14,540	15,840	15,744	15,936	16,080	
100-552-118 INSURANCE ALLOWANCE	1,200	1,227	1,200	1,081	1,431	1,200	
TOTAL WAGES & SALARIES	1,691,356	1,686,668	1,628,302	1,177,319	1,636,943	1,523,344	
PAID BENEFITS							
100-552-121 FICA SOCIAL SECURITY	124,524	127,925	124,977	88,809	125,700	117,130	
100-552-122 WORKERS COMPENSATION	53,900	38,823	37,348	29,808	36,617	31,606	
100-552-123 STATE UNEMPLOYMENT TAX	1,856	7,141	1,404	2,396	2,535	8,910	
100-552-124 RETIRMENT- TMRS	212,844	222,260	218,585	157,630	219,853	188,857	
100-552-126 HEALTH INSURANCE	144,720	184,179	137,733	108,218	129,099	165,945	
100-552-127 DENTAL INSURANCE	7,261	7,146	7,572	5,821	7,253	7,404	
100-552-128 LONG TERM DISABILITY	5,896	6,295	6,337	5,108	6,201	7,766	
TOTAL PAID BENEFITS	551,003	593,769	533,956	397,790	527,258	527,618	
ALLOWANCES/REIMBURSEMENTS							
100-552-131 UNIFORMS (BUY)	3,152	615	4,420	4,071	4,420	9,170	
TOTAL ALLOWANCES/REIMBURSEMENT	3,152	615	4,420	4,071	4,420	9,170	
TRAINING/PROFESSIONAL DEVELOPM							
100-552-141 WORKSHOP TRAINING	1,161	2,006	2,107	857	2,607	2,700	
100-552-143 MEMBERSHIPS/DUES	739	267	627	367	627	627	
100-552-144 SUBSCRIPTIONS AND BOOKS	630	2,806	937	931	937	967	
100-552-146 TRAINING-TRANSPORTATION	3	0	0	0	0	0	
100-552-147 TRAINING LODGING	0	0	593	530	593	1,000	
100-552-148 TRAINING- MEALS	124	762	300	225	300	300	
TOTAL TRAINING/PROFESSIONAL DE	2,657	5,841	4,564	2,910	5,064	5,594	
TOTAL 100-EMPLOYEE SERVICES	2,248,167	2,286,893	2,171,242	1,582,089	2,173,685	2,065,726	
200-OPERATIONAL SUPPLIES							
OFFICE SUPPLIES							
100-552-211 GENERAL OFFICE SUPPLIES	6,494	6,330	7,800	6,423	7,800	6,000	
100-552-213 PHOTOGRAPHIC SUPPLIES	37	63	290	0	290	290	
100-552-214 COMPUTER SUPPLIES	1,301	2,456	1,800	1,784	1,800	1,800	
100-552-215 POSTAGE	1,132	1,391	1,600	955	1,600	1,600	
TOTAL OFFICE SUPPLIES	8,964	10,240	11,490	9,162	11,490	9,690	

-GENERAL FUND
552-POLICE FIELD SERVICES
DEPARTMENT EXPENSES

	2008-2009 ACTUAL	2009-2010 ACTUAL	2010-2011 CURRENT BUDGET	2010-2011 YEAR-TO-DATE ACTUAL	2010-2011 PROJECTED YEAR END	2011-2012 REQUESTED BUDGET	2011-2012 ADMIN. RECOMENDED
PROGRAM/SPECIAL EVENTS							
100-552-232 FOOD/MEALS	598	701	500	321	500	500	
100-552-236 MISC OCCASIONS	2,500	5,143	5,500	4,031	5,500	5,500	
TOTAL PROGRAM/SPECIAL EVENTS	3,098	5,844	6,000	4,352	6,000	6,000	
PUBLIC SAFETY SUPPLIES							
100-552-242 FIRE ARMS SUPPLIES	3,420	1,570	2,900	2,567	2,900	3,000	
100-552-243 INVESTIGATIVE SUPPLIES	2,361	1,492	2,350	1,529	2,350	2,350	
100-552-248 PAL SUPPLIES	2,126	0	0	0	0	0	
TOTAL PUBLIC SAFETY SUPPLIES	7,907	3,062	5,250	4,096	5,250	5,350	
SPECIALTY SUPPLIES							
100-552-256 MINOR TOOLS/INSTRUMENTS	1,977	1,409	1,700	1,631	1,700	1,700	
100-552-259 MISC. SUPPLIES	2,506	17,301	2,620	2,590	2,620	2,620	
TOTAL SPECIALTY SUPPLIES	4,483	18,710	4,320	4,221	4,320	4,320	
OPERATIONAL EQUIPMENT(ADMIN)							
100-552-267 COMPUTERS	5,407	10,017	698	3,761	3,761	1,700	
100-552-269 OTHER EQUIPMENT	995	443	400	25	400	200	
TOTAL OPERATIONAL EQUIPMENT(AD	6,402	10,460	1,098	3,786	4,161	1,900	
OPERATIONAL EQUIPMENT(FIELD)							
100-552-279 OTHER OPERATIONAL EQUIP	0	1,381	0	0	0	0	
TOTAL OPERATIONAL EQUIPMENT(FI	0	1,381	0	0	0	0	
TOTAL 200-OPERATIONAL SUPPLIES	30,854	49,697	28,158	25,617	31,221	27,260	
300-FACILITIES OPERATIONS/MAIN							
FACILITY RENTAL							
100-552-311 LONG TERM LEASE	10,080	10,080	11,130	8,505	11,340	12,400	
TOTAL FACILITY RENTAL	10,080	10,080	11,130	8,505	11,340	12,400	
UTILITIES							
100-552-321 LIGHT & POWER	24,550	25,541	26,000	19,006	26,000	26,000	
100-552-323 TRUCK TELEPHONE SYSTEM	10,800	10,849	11,400	9,408	11,400	10,200	
100-552-324 CELL PHONES	4,033	4,268	4,500	4,226	5,800	5,800	
100-552-325 PAGERS	498	269	450	139	250	250	
100-552-326 WIRELESS DATA SERVICES	6,413	5,939	5,940	4,552	5,940	5,940	
TOTAL UTILITIES	46,293	46,866	48,290	37,330	49,390	48,190	

)-GENERAL FUND
552-POLICE FIELD SERVICES
DEPARTMENT EXPENSES

	2008-2009 ACTUAL	2009-2010 ACTUAL	2010-2011 CURRENT BUDGET	2010-2011 YEAR-TO-DATE ACTUAL	2010-2011 PROJECTED YEAR END	2011-2012 REQUESTED BUDGET	2011-2012 ADMIN. RECOMENDED
FACILITY REPAIR/IMPROVEMENTS							
TOTAL 300-FACILITIES OPERATION	56,373	56,946	59,420	45,835	60,730	60,590	
400-EQUIPMENT OPERATIONS/MAINT							
EQUIPMENT RENTAL							
100-552-414 MOTOR VEHICLE RENTAL	136,686	157,506	156,538	104,352	159,570	163,238	
100-552-419 REPLACEMENT FUND CONTRI	13,275	0	0	0	0	0	
TOTAL EQUIPMENT RENTAL	149,961	157,506	156,538	104,352	159,570	163,238	
FUEL, OIL & LUBRICANTS							
FIXED EQUIPMENT MAINTENAN							
100-552-436 OTHER EQUIPMENT MAINT/R	7,736	0	0	0	0	0	
TOTAL FIXED EQUIPMENT MAINTENA	7,736	0	0	0	0	0	
OFFICE EQUIPMENT							
100-552-461 OFFICE EQUIPMENT RENTAL	1,683	0	0	0	0	0	
100-552-462 OFFICE EQUIP. MAINT/REP	1,800	3,826	3,802	2,952	3,802	4,000	
TOTAL OFFICE EQUIPMENT	3,483	3,826	3,802	2,952	3,802	4,000	
TOTAL 400-EQUIPMENT OPERATIONS	161,180	161,332	160,340	107,304	163,372	167,238	
500-CONTRACT SERVICES AND FEES							
PROFESSIONAL SERVICES							
100-552-514 MEDICAL SERVICES	3,253	7,220	4,000	2,142	4,000	4,000	
TOTAL PROFESSIONAL SERVICES	3,253	7,220	4,000	2,142	4,000	4,000	
FEES FOR SERVICES							
100-552-523 OUTSIDE PRINTING	1,162	2,436	2,000	1,511	2,000	2,000	
100-552-524 LAUNDRY AND CLEANING	1,480	1,538	490	489	490	0	
100-552-528 ADVERTISING	0	24	0	0	0	0	
TOTAL FEES FOR SERVICES	2,642	3,998	2,490	2,000	2,490	2,000	
CONTRACT SERVICES							
100-552-539 OTHER CONTRACT SERVICES	15,223	22,731	21,638	19,908	21,638	48,711	
TOTAL CONTRACT SERVICES	15,223	22,731	21,638	19,908	21,638	48,711	
TOTAL 500-CONTRACT SERVICES AN	21,118	33,949	28,128	24,050	28,128	54,711	

1-GENERAL FUND
552-POLICE FIELD SERVICES
DEPARTMENT EXPENSES

	2008-2009 ACTUAL	2009-2010 ACTUAL	2010-2011 CURRENT BUDGET	2010-2011 YEAR-TO-DATE ACTUAL	2010-2011 PROJECTED YEAR END	2011-2012 REQUESTED BUDGET	2011-2012 ADMIN. RECOMENDED
700-CAPITAL OUTLAY							
OFFICE FURNITURE/EQUIPMENT							
FIELD EQUIPMENT/VEHICLES							
800-CONTRIBUTIONS & CONTINGENC							
CONTRIBUTIONS/TRANSFERS							
100-552-819 OTHER CONTRIBUTIONS	0	0	0	0	0	15,000	
TOTAL CONTRIBUTIONS/TRANSFERS	0	0	0	0	0	15,000	
INTERFUND CHARGES							
100-552-820 CIVIL SL TRANSFER	5,000	5,000	2,500	1,875	2,500	5,000	
TOTAL INTERFUND CHARGES	5,000	5,000	2,500	1,875	2,500	5,000	
TOTAL 800-CONTRIBUTIONS & CONT	5,000	5,000	2,500	1,875	2,500	20,000	
TOTAL 552-POLICE FIELD SERVICES	2,522,692	2,593,816	2,449,788	1,786,770	2,459,636	2,395,525	

)-GENERAL FUND
558-ANIMAL CONTROL SECTIO
DEPARTMENT EXPENSES

	2008-2009 ACTUAL	2009-2010 ACTUAL	2010-2011 CURRENT BUDGET	2010-2011 YEAR-TO-DATE ACTUAL	2010-2011 PROJECTED YEAR END	2011-2012 REQUESTED BUDGET	2011-2012 ADMIN. RECOMENDED
100-EMPLOYEE SERVICES							
WAGES & SALARIES							
100-558-111 REGULAR FULL TIME	35,435	35,591	35,180	27,300	38,882	41,818	
100-558-114 OVERTIME	4,103	1,837	3,869	1,102	3,869	3,869	
100-558-115 LONGEVITY PAY	336	384	432	432	432	480	
100-558-117 TEMPORARY/SEASONAL	10,467	12,669	11,375	8,579	11,375	12,797	
TOTAL WAGES & SALARIES	50,341	50,481	50,856	37,413	54,558	58,964	
PAID BENEFITS							
100-558-121 FICA SOCIAL SECURITY	3,628	3,687	3,887	2,876	4,185	4,528	
100-558-122 WORKERS COMPENSATION	1,063	997	1,208	963	1,303	1,416	
100-558-123 STATE UNEMPLOYMENT TAX	146	391	78	99	144	540	
100-558-124 RETIREMENT- TMRS	4,920	4,944	5,276	3,854	5,798	5,724	
100-558-126 HEALTH INSURANCE	3,911	5,069	3,841	3,201	3,841	5,186	
100-558-127 DENTAL INSURANCE	202	202	212	177	212	231	
100-558-128 LONG TERM DISABILITY	127	137	137	124	152	220	
TOTAL PAID BENEFITS	13,997	15,427	14,639	11,294	15,635	17,845	
ALLOWANCES/REIMBURSEMENTS							
100-558-131 UNIFORMS (BUY)	433	52	659	501	659	659	
TOTAL ALLOWANCES/REIMBURSEMENT	433	52	659	501	659	659	
TRAINING/PROFESSIONAL DEVELOPM							
100-558-141 WORKSHOP TRAINING	0	295	270	0	270	270	
TOTAL TRAINING/PROFESSIONAL DE	0	295	270	0	270	270	
TOTAL 100-EMPLOYEE SERVICES	64,770	66,256	66,424	49,208	71,122	77,738	
200-OPERATIONAL SUPPLIES							
CONSTRUCTION SUPPLIES							
SPECIALTY SUPPLIES							
100-558-253 CHEMICALS	809	0	0	0	0	0	
100-558-256 MINOR TOOLS/INSTRUMENTS	313	401	450	286	450	450	
100-558-259 MISCELLANEOUS SUPPLIES	2,145	2,845	2,700	2,262	2,700	2,700	
TOTAL SPECIALTY SUPPLIES	3,266	3,246	3,150	2,548	3,150	3,150	

0-GENERAL FUND
558-ANIMAL CONTROL SECTIO
DEPARTMENT EXPENSES

	2008-2009 ACTUAL	2009-2010 ACTUAL	2010-2011 CURRENT BUDGET	2010-2011 YEAR-TO-DATE ACTUAL	2010-2011 PROJECTED YEAR END	2011-2012 REQUESTED BUDGET	2011-2012 ADMIN. RECOMENDED
OPERATIONAL EQUIPMENT(ADMIN)							
OPERATIONAL EQUIPMENT(FIELD)							
100-558-278 ANIMAL CONTROL DEVICES	1,036	1,764	900	579	900	900	
TOTAL OPERATIONAL EQUIPMENT(FI	1,036	1,764	900	579	900	900	
TOTAL 200-OPERATIONAL SUPPLIES	4,302	5,010	4,050	3,127	4,050	4,050	
300-FACILITIES OPERATIONS/MAIN							
UTILITIES							
100-558-321 LIGHT & POWER	3,362	3,664	3,500	2,699	3,500	3,500	
100-558-323 TRUNK TELEPHONE SYSTEM	651	597	600	609	800	800	
100-558-324 CELL PHONES	400	388	400	328	450	450	
TOTAL UTILITIES	4,413	4,648	4,500	3,637	4,750	4,750	
FACILITY REPAIR/IMPROVEMENTS							
JANITORIAL SUPPLIES/SERVICES							
100-558-352 CLEANING SUPPLIES	682	1,414	1,395	1,015	1,395	1,395	
TOTAL JANITORIAL SUPPLIES/SERV	682	1,414	1,395	1,015	1,395	1,395	
TOTAL 300-FACILITIES OPERATION	5,095	6,062	5,895	4,651	6,145	6,145	
400-EQUIPMENT OPERATIONS/MAINT							
EQUIPMENT RENTAL							
100-558-414 MOTOR VEHICLE RENTAL	7,528	11,475	6,020	4,509	6,137	6,200	
100-558-419 REPLACEMENT FUND CONTRI	567	0	0	0	0	0	
TOTAL EQUIPMENT RENTAL	8,095	11,475	6,020	4,509	6,137	6,200	
FUEL, OIL & LUBRICANTS							
TOTAL 400-EQUIPMENT OPERATIONS	8,095	11,475	6,020	4,509	6,137	6,200	
500-CONTRACT SERVICES AND FEES							

10-GENERAL FUND
558-ANIMAL CONTROL SECTIO
DEPARTMENT EXPENSES

	2008-2009 ACTUAL	2009-2010 ACTUAL	2010-2011 CURRENT BUDGET	2010-2011 YEAR-TO-DATE ACTUAL	2010-2011 PROJECTED YEAR END	2011-2012 REQUESTED BUDGET	2011-2012 ADMIN. RECOMENDED
PROFESSIONAL SERVICES							
100-558-515 VETERINARIAN SERVICES	2,216	4,630	5,085	4,280	5,085	5,085	
TOTAL PROFESSIONAL SERVICES	2,216	4,630	5,085	4,280	5,085	5,085	
FEES FOR SERVICES							
TOTAL 500-CONTRACT SERVICES AN	2,216	4,630	5,085	4,280	5,085	5,085	
700-CAPITAL OUTLAY							
FIELD EQUIPMENT/VEHICLES							
TOTAL 558-ANIMAL CONTROL SECTIO	84,477	93,432	87,474	65,776	92,539	99,218	

0-GENERAL FUND
561-PUBLIC WORKS ADMINIST
DEPARTMENT EXPENSES

	2008-2009 ACTUAL	2009-2010 ACTUAL	2010-2011 CURRENT BUDGET	2010-2011 YEAR-TO-DATE ACTUAL	2010-2011 PROJECTED YEAR END	2011-2012 REQUESTED BUDGET	2011-2012 ADMIN. RECOMENDED
100-EMPLOYEE SERVICES							
WAGES & SALARIES							
100-561-111 REGULAR FULL TIME	103,249	106,280	107,969	77,698	107,969	107,969	
100-561-114 OVERTIME	1,397	1,735	1,000	609	609	1,000	
100-561-115 LONGEVITY PAY	432	528	624	624	624	720	
TOTAL WAGES & SALARIES	105,078	108,542	109,593	78,931	109,202	109,689	
PAID BENEFITS							
100-561-121 FICA SOCIAL SECURITY	8,253	8,369	8,416	6,153	8,416	8,435	
100-561-122 WORKERS COMPENSATION	393	302	315	251	315	315	
100-561-123 STATE UNEMPLOYMENT TAXE	90	378	78	132	144	540	
100-561-124 RETIREMENT- TMRS	13,546	13,922	14,720	10,567	14,720	13,599	
100-561-126 HEALTH INSURANCE	7,823	10,138	7,683	6,402	7,683	10,372	
100-561-127 DENTAL INSURANCE	404	404	425	354	425	463	
100-561-128 LONG TERM DISABILITY	383	421	421	351	421	568	
TOTAL PAID BENEFITS	30,893	33,935	32,058	24,210	32,124	34,292	
ALLOWANCES/REIMBURSEMENTS							
TRAINING/PROFESSIONAL DEVELOPM							
100-561-141 WORKSHOP TRAINING	0	35	0	0	0	0	
100-561-142 PROFESSIONAL CONFERENCE	99	27	0	0	0	250	
100-561-143 MEMBERSHIPS AND DUES	0	0	0	0	0	200	
100-561-144 SUBSCRIPTIONS AND BOOKS	0	0	0	0	0	100	
100-561-146 TRAINING- TRANSPORTATIO	218	103	0	0	0	175	
100-561-147 TRAINING- LODGING	0	621	0	0	0	600	
100-561-148 TRAINING- MEALS	119	1,552	0	0	0	250	
TOTAL TRAINING/PROFESSIONAL DE	436	2,338	0	0	0	1,575	
TOTAL 100-EMPLOYEE SERVICES	136,407	144,815	141,651	103,141	141,326	145,556	
200-OPERATIONAL SUPPLIES							
OFFICE SUPPLIES							
100-561-211 GENERAL OFFICE SUPPLIES	440	442	250	448	350	250	
100-561-215 POSTAGE	38	59	50	27	50	50	
TOTAL OFFICE SUPPLIES	477	502	300	474	400	300	

0-GENERAL FUND
561-PUBLIC WORKS ADMINIST
DEPARTMENT EXPENSES

	2008-2009 ACTUAL	2009-2010 ACTUAL	2010-2011 CURRENT BUDGET	2010-2011 YEAR-TO-DATE ACTUAL	2010-2011 PROJECTED YEAR END	2011-2012 REQUESTED BUDGET	2011-2012 ADMIN. RECOMENDED
PROGRAM/SPECIAL EVENTS							
SPECIALTY SUPPLIES							
OPERATIONAL EQUIPMENT(ADMIN)							
100-561-269 OTHER EQUIPMENT	158	0	0	0	0	0	
TOTAL OPERATIONAL EQUIPMENT(AD	158	0	0	0	0	0	
TOTAL 200-OPERATIONAL SUPPLIES	635	502	300	474	400	300	
300-FACILITIES OPERATIONS/MAIN							
UTILITIES							
100-561-323 TRUNK PHONE SYSTEM	178	17	125	49	125	125	
100-561-324 CELL PHONES	555	836	480	777	840	800	
TOTAL UTILITIES	732	853	605	826	965	925	
TOTAL 300-FACILITIES OPERATION	732	853	605	826	965	925	
400-EQUIPMENT OPERATIONS/MAINT							
EQUIPMENT RENTAL							
100-561-414 MOTOR VEHICLE RENTAL	1,094	1,670	0	0	0	0	
100-561-419 REPLACEMENT FUND CONTRI	405	0	0	0	0	0	
TOTAL EQUIPMENT RENTAL	1,499	1,670	0	0	0	0	
FUEL, OIL & LUBRICANTS							
FIXED EQUIPMENT MAINTENAN							
OFFICE EQUIPMENT							
100-561-461 OFFICE EQUIPMENT RENTAL	89	0	0	0	0	0	
100-561-462 EQUIP REPAIRS/MAINT	271	293	275	180	270	300	
TOTAL OFFICE EQUIPMENT	360	293	275	180	270	300	
TOTAL 400-EQUIPMENT OPERATIONS	1,859	1,963	275	180	270	300	
500-CONTRACT SERVICES AND FEES							

0-GENERAL FUND
561-PUBLIC WORKS ADMINIST
DEPARTMENT EXPENSES

	2008-2009 ACTUAL	2009-2010 ACTUAL	2010-2011 CURRENT BUDGET	2010-2011 YEAR-TO-DATE ACTUAL	2010-2011 PROJECTED YEAR END	2011-2012 REQUESTED BUDGET	2011-2012 ADMIN. RECOMENDED
PROFESSIONAL SERVICES							
FEES FOR SERVICES							
CONTRACT SERVICES							
700-CAPITAL OUTLAY							
OFFICE FURNITURE/EQUIPMENT							
OTAL 561-PUBLIC WORKS ADMINIST	139,633	148,132	142,831	104,621	142,961	147,081	

)-GENERAL FUND
563-STREET MAINTENANCE
DEPARTMENT EXPENSES

	2008-2009 ACTUAL	2009-2010 ACTUAL	2010-2011 CURRENT BUDGET	2010-2011 YEAR-TO-DATE ACTUAL	2010-2011 PROJECTED YEAR END	2011-2012 REQUESTED BUDGET	2011-2012 ADMIN. RECOMENDED
100-EMPLOYEE SERVICES							
WAGES & SALARIES							
100-563-111 REGULAR FULL TIME	281,946	256,291	232,134	147,102	226,152	384,017	
100-563-114 OVERTIME	5,370	5,597	4,500	3,917	4,500	15,270	
100-563-115 LONGEVITY PAY	1,872	1,920	1,968	1,968	1,968	4,464	
100-563-118 INSURANCE ALLOWANCE	2,538	1,213	1,200	863	1,200	1,200	
TOTAL WAGES & SALARIES	291,727	265,021	239,802	153,851	233,820	404,951	
PAID BENEFITS							
100-563-121 FICA SOCIAL SECURITY	21,436	19,697	18,682	11,550	17,955	31,133	
100-563-122 WORKERS COMPENSATION	28,225	22,091	13,710	10,925	13,297	16,705	
100-563-123 STATE UNEMPLOYMENT TAXE	409	1,635	273	350	648	3,510	
100-563-124 RETIREMENT- TMRS	36,799	35,135	32,675	20,750	31,403	50,204	
100-563-126 HEALTH INSURANCE	26,548	35,061	23,048	15,685	21,767	72,601	
100-563-127 DENTAL INSURANCE	1,264	1,398	1,274	867	1,203	2,777	
100-563-128 LONG TERM DISABILITY	1,012	1,001	905	659	882	2,020	
TOTAL PAID BENEFITS	115,691	116,018	90,567	60,786	87,155	178,950	
ALLOWANCES/REIMBURSEMENTS							
100-563-131 UNIFORMS (BUY)	951	1,208	1,800	693	1,800	4,170	
100-563-132 UNIFORM RENTAL	3,330	2,417	2,968	1,081	2,968	7,004	
TOTAL ALLOWANCES/REIMBURSEMENT	4,281	3,624	4,768	1,774	4,768	11,174	
TRAINING/PROFESSIONAL DEVELOPM							
100-563-141 WORKSHOP TRAINING	75	46	105	25	105	500	
100-563-143 MEMBERSHIPS AND DUES	10	147	153	0	153	395	
100-563-146 TRAINING- TRANSPORTATIO	0	0	0	0	0	36	
100-563-148 TRAINING- MEALS	180	62	27	9	27	67	
TOTAL TRAINING/PROFESSIONAL DE	265	255	285	34	285	998	
TOTAL 100-EMPLOYEE SERVICES	411,963	384,919	335,422	216,444	326,028	596,073	
200-OPERATIONAL SUPPLIES							
OFFICE SUPPLIES							
100-563-211 GENERAL OFFICE SUPPLIES	1,006	941	1,000	741	1,000	2,820	
TOTAL OFFICE SUPPLIES	1,006	941	1,000	741	1,000	2,820	

)-GENERAL FUND
563-STREET MAINTENANCE
DEPARTMENT EXPENSES

	2008-2009 ACTUAL	2009-2010 ACTUAL	2010-2011 CURRENT BUDGET	2010-2011 YEAR-TO-DATE ACTUAL	2010-2011 PROJECTED YEAR END	2011-2012 REQUESTED BUDGET	2011-2012 ADMIN. RECOMENDED
CONSTRUCTION SUPPLIES							
100-563-221 STREET REPAIR MATERIALS	68,111	34,957	64,500	7,794	32,500	63,055	
100-563-222 STRIPING AND STREET SIG	10,552	5,664	7,635	5,895	7,635	10,420	
100-563-225 SAND AND GRAVEL	0	0	0	0	0	3,450	
100-563-226 MISC. HARDWARE	50	105	192	31	192	992	
TOTAL CONSTRUCTION SUPPLIES	78,713	40,726	72,327	13,720	40,327	77,917	
PROGRAM/SPECIAL EVENTS							
100-563-232 FOOD/MEALS	352	284	350	222	350	825	
TOTAL PROGRAM/SPECIAL EVENTS	352	284	350	222	350	825	
SPECIALTY SUPPLIES							
100-563-252 MEDICAL SUPPLIES	195	202	300	138	300	880	
100-563-253 CHEMICALS	30	1,090	1,295	717	1,295	26,445	
100-563-254 BOTANICAL	0	0	0	0	0	5,000	
100-563-255 SPORTS EQUPMENT	0	0	0	0	0	5,650	
100-563-256 MINOR TOOLS/INSTRUMENTS	52	0	240	101	240	540	
100-563-259 MISC. SUPPLIES	2,277	639	1,000	198	500	2,500	
TOTAL SPECIALTY SUPPLIES	2,554	1,930	2,835	1,154	2,335	41,015	
OPERATIONAL EQUIPMENT(ADMIN)							
100-563-262 COMMUNICATION EQUIPMENT	0	76	390	0	390	390	
100-563-267 COMPUTERS	0	0	1,300	1,298	1,300	0	
100-563-269 OTHER OFFICE EQUIPMENT	0	0	0	154	0	0	
TOTAL OPERATIONAL EQUIPMENT(AD	0	76	1,690	1,452	1,690	390	
OPERATIONAL EQUIPMENT(FIELD)							
100-563-271 GROUNDS KEEPING EQUIP	0	0	0	0	0	1,660	
100-563-272 STREET MAINTENANCE EQUI	293	426	1,420	1,204	1,420	1,270	
100-563-279 OTHER OPERATIONAL EQUIP	0	0	0	0	0	1,300	
TOTAL OPERATIONAL EQUIPMENT(FI	293	426	1,420	1,204	1,420	4,230	
TOTAL 200-OPERATIONAL SUPPLIES	82,918	44,383	79,622	18,493	47,122	127,197	
300-FACILITIES OPERATIONS/MAIN							
FACILITY RENTAL							
100-563-311 LONG TERM LEASE	0	0	0	0	0	471	
100-563-312 ANNUAL LEASE	0	1,680	840	840	840	840	
100-563-313 SHORT TERM RENTAL	0	0	0	0	0	4,760	
TOTAL FACILITY RENTAL	0	1,680	840	840	840	6,071	

)-GENERAL FUND
563-STREET MAINTENANCE
DEPARTMENT EXPENSES

	2008-2009 ACTUAL	2009-2010 ACTUAL	2010-2011 CURRENT BUDGET	2010-2011 YEAR-TO-DATE ACTUAL	2010-2011 PROJECTED YEAR END	2011-2012 REQUESTED BUDGET	2011-2012 ADMIN. RECOMENDED
UTILITIES							
100-563-321 LIGHT & POWER	103,391	105,607	100,000	78,255	100,000	180,000	
100-563-322 NATURAL GAS,PROPANE	751	1,070	1,350	886	1,350	1,350	
100-563-323 TRUNK TELEPHONE SYSTEM	3,243	3,758	3,500	3,137	3,500	3,500	
100-563-324 CELL PHONE CHARGES	799	802	1,332	811	1,332	1,772	
100-563-325 PAGERS	553	514	684	268	684	1,140	
TOTAL UTILITIES	108,736	111,750	106,866	83,358	106,866	187,762	
FACILITY REPAIR/IMPROVEMENTS							
100-563-349 MISC REPAIRS/MAINT	0	0	0	0	0	28,000	
TOTAL FACILITY REPAIR/IMPROVEM	0	0	0	0	0	28,000	
JANITORIAL SUPPLIES/SERVICES							
100-563-352 CLEANING SUPPLIES	0	0	0	0	0	1,200	
TOTAL JANITORIAL SUPPLIES/SERV	0	0	0	0	0	1,200	
TOTAL 300-FACILITIES OPERATION	108,736	113,430	107,706	84,198	107,706	223,033	
400-EQUIPMENT OPERATIONS/MAINT							
EQUIPMENT RENTAL							
100-563-412 LIGHT EQUIPMENT RENTAL	3,109	1,936	2,109	1,575	2,109	55,438	
100-563-414 MOTOR VEHICLE RENTAL	13,106	20,219	23,560	17,667	25,659	54,070	
100-563-415 TRUCKS/HEAVY EQUIPMENT	67,896	70,950	82,703	62,019	82,703	82,703	
100-563-416 LT EQUIP RENTAL - EXT	0	0	1,000	0	1,000	3,360	
100-563-418 TRUCK/HEAVY EQUIP RENTA	3,405	200	3,120	0	3,120	3,120	
100-563-419 REPLACEMENT FUND CONTRI	27,054	0	0	0	0	0	
TOTAL EQUIPMENT RENTAL	114,570	93,305	112,492	81,261	114,591	198,691	
FUEL, OIL & LUBRICANTS							
FIXED EQUIPMENT MAINTENAN							
OFFICE EQUIPMENT							
100-563-461 OFFICE EQUIPMENT RENTAL	0	375	375	0	375	375	
100-563-462 OFFICE EQUIPMENT MAINT/	708	730	320	176	320	320	
TOTAL OFFICE EQUIPMENT	708	1,105	695	176	695	695	
TOTAL 400-EQUIPMENT OPERATIONS	115,277	94,410	113,187	81,437	115,286	199,386	

0-GENERAL FUND
563-STREET MAINTENANCE
DEPARTMENT EXPENSES

	2008-2009 ACTUAL	2009-2010 ACTUAL	2010-2011 CURRENT BUDGET	2010-2011 YEAR-TO-DATE ACTUAL	2010-2011 PROJECTED YEAR END	2011-2012 REQUESTED BUDGET	2011-2012 ADMIN. RECOMENDED
500-CONTRACT SERVICES AND FEES							
PROFESSIONAL SERVICES							
FEES FOR SERVICES							
100-563-526 TESTING/CERT. PERMITS	174	307	396	220	396	456	
TOTAL FEES FOR SERVICES	174	307	396	220	396	456	
CONTRACT SERVICES							
100-563-531 TRASH COLLECTION SERVIC	1,060,783	1,190,012	1,186,400	810,965	1,186,400	0	
100-563-539 OTHER CONTRACT SERVICES	2,146	6,791	3,600	8,884	3,600	94,725	
TOTAL CONTRACT SERVICES	1,062,929	1,196,803	1,190,000	819,849	1,190,000	94,725	
ANNUAL MAINTENANCE FEES							
TOTAL 500-CONTRACT SERVICES AN	1,063,103	1,197,110	1,190,396	820,069	1,190,396	95,181	
700-CAPITAL OUTLAY							
OFFICE FURNITURE/EQUIPMENT							
FIELD EQUIPMENT/VEHICLES							
OTAL 563-STREET MAINTENANCE	1,781,997	1,834,253	1,826,333	1,220,641	1,786,538	1,240,870	

)-GENERAL FUND
564-PUBLIC WORKS GROUNDS
DEPARTMENT EXPENSES

	2008-2009 ACTUAL	2009-2010 ACTUAL	2010-2011 CURRENT BUDGET	2010-2011 YEAR-TO-DATE ACTUAL	2010-2011 PROJECTED YEAR END	2011-2012 REQUESTED BUDGET	2011-2012 ADMIN. RECOMENDED
100-EMPLOYEE SERVICES							
WAGES & SALARIES							
100-564-111 REGULAR FULL TIME	259,089	357,126	205,671	135,011	203,707	0	
100-564-114 OVERTIME	13,791	29,596	15,000	7,812	15,000	0	
100-564-115 LONGEVITY PAY	2,160	2,448	2,352	2,352	2,352	0	
100-564-118 INSURANCE ALLOWANCE	0	488	0	389	508	0	
TOTAL WAGES & SALARIES	275,041	389,658	223,023	145,564	221,567	0	
PAID BENEFITS							
100-564-121 FICA SOCIAL SECURITY	20,988	30,436	16,633	11,316	17,011	0	
100-564-122 WORKERS COMPENSATION	9,864	14,079	5,700	4,542	5,660	0	
100-564-123 STATE UNEMPLOYMENT TAXE	618	2,903	312	374	652	0	
100-564-124 RETIREMENT- TMRS	34,631	51,893	29,092	19,465	29,752	0	
100-564-126 HEALTH INSURANCE	42,438	68,624	38,413	29,290	35,852	0	
100-564-127 DENTAL INSURANCE	1,719	2,397	1,698	1,353	1,648	0	
100-564-128 LONG TERM DISABILITY	935	1,357	802	619	794	0	
TOTAL PAID BENEFITS	111,193	171,687	92,650	66,959	91,369	0	
ALLOWANCES/REIMBURSEMENTS							
100-564-131 UNIFORMS (BUY)	2,074	4,052	2,650	604	2,000	0	
100-564-132 UNIFORM RENTAL	3,879	3,865	3,120	2,372	3,120	0	
TOTAL ALLOWANCES/REIMBURSEMENT	5,953	7,917	5,770	2,977	5,120	0	
TRAINING/PROFESSIONAL DEVELOPM							
100-564-141 WORKSHOP TRAINING	529	680	950	915	950	0	
100-564-143 MEMBERSHIP AND DUES	210	215	395	0	0	0	
100-564-148 TRAINING- MEALS	71	278	100	89	100	0	
TOTAL TRAINING/PROFESSIONAL DE	810	1,173	1,445	1,004	1,050	0	
TOTAL 100-EMPLOYEE SERVICES	392,997	570,436	322,888	216,504	319,106	0	
200-OPERATIONAL SUPPLIES							
OFFICE SUPPLIES							
100-564-211 GENERAL OFFICE SUPPLIES	919	1,165	1,000	606	1,000	0	
TOTAL OFFICE SUPPLIES	919	1,165	1,000	606	1,000	0	

0-GENERAL FUND
564-PUBLIC WORKS GROUNDS
DEPARTMENT EXPENSES

	2008-2009 ACTUAL	2009-2010 ACTUAL	2010-2011 CURRENT BUDGET	2010-2011 YEAR-TO-DATE ACTUAL	2010-2011 PROJECTED YEAR END	2011-2012 REQUESTED BUDGET	2011-2012 ADMIN. RECOMENDED
CONSTRUCTION SUPPLIES							
100-564-222 STRIPING AND STREET SIG	1,915	4,386	1,000	580	500	0	
100-564-225 SAND AND GRAVEL	3,708	5,859	6,000	2,953	6,000	0	
100-564-226 MISC. HARDWARE	786	722	800	432	800	0	
TOTAL CONSTRUCTION SUPPLIES	6,408	10,967	7,800	3,964	7,300	0	
PROGRAM/SPECIAL EVENTS							
100-564-232 FOOD/MEALS	0	173	200	97	200	0	
TOTAL PROGRAM/SPECIAL EVENTS	0	173	200	97	200	0	
SPECIALTY SUPPLIES							
100-564-252 MEDICAL SUPPLIES	393	876	400	341	400	0	
100-564-253 CHEMICALS	25,460	31,758	25,150	14,778	25,150	0	
100-564-254 BOTANICAL/LANDSCAPE	5,093	4,923	5,000	4,561	5,000	0	
100-564-255 RECREATION/SPORTS EQUIP	888	15,892	7,000	4,693	7,000	0	
100-564-256 MINOR TOOLS/INSTRUMENTS	227	327	300	48	300	0	
100-564-259 MISC. SUPPLIES	1,540	1,702	2,000	1,874	2,000	0	
TOTAL SPECIALTY SUPPLIES	33,602	55,478	39,850	26,295	39,850	0	
OPERATIONAL EQUIPMENT(ADMIN)							
100-564-262 COMMUNICATION EQUIPMENT	68	0	0	0	0	0	
100-564-263 PHOTOGRAHIC EQUIPMENT	580	0	0	0	0	0	
100-564-267 COMPUTERS	0	2,358	0	0	0	0	
100-564-269 OTHER OFFICE EQUIPMENT	0	1,403	0	0	0	0	
TOTAL OPERATIONAL EQUIPMENT(AD	648	3,761	0	0	0	0	
OPERATIONAL EQUIPMENT(FIELD)							
100-564-271 GROUNDS KEEPING EQUIPME	972	2,924	1,000	708	1,000	0	
100-564-277 SPORTS EQUIPMENT	507	943	1,000	0	1,000	0	
100-564-279 OTHER OPERATIONAL EQUIP	535	1,641	1,200	918	1,200	0	
TOTAL OPERATIONAL EQUIPMENT(FI	2,014	5,507	3,200	1,625	3,200	0	
TOTAL 200-OPERATIONAL SUPPLIES	43,590	77,051	52,050	32,588	51,550	0	
300-FACILITIES OPERATIONS/MAIN							
FACILITY RENTAL							
100-564-311 LONG TERM RENTAL	1,218	1,689	1,941	1,288	2,001	0	
100-564-313 SHORT TERM RENTAL	2,400	4,400	4,900	3,928	4,900	0	
TOTAL FACILITY RENTAL	3,618	6,089	6,841	5,215	6,901	0	

)-GENERAL FUND
564-PUBLIC WORKS GROUNDS
DEPARTMENT EXPENSES

	2008-2009 ACTUAL	2009-2010 ACTUAL	2010-2011 CURRENT BUDGET	2010-2011 YEAR-TO-DATE ACTUAL	2010-2011 PROJECTED YEAR END	2011-2012 REQUESTED BUDGET	2011-2012 ADMIN. RECOMENDED
UTILITIES							
100-564-321 LIGHT & POWER	67,514	104,548	100,000	45,599	100,000	0	
100-564-324 CELL PHONES	415	743	880	375	880	0	
100-564-325 PAGERS	330	316	340	274	340	0	
TOTAL UTILITIES	68,260	105,606	101,220	46,248	101,220	0	
FACILITY REPAIR/IMPROVEMENTS							
100-564-349 MISC. REPAIRS/MAINT	36,184	19,179	38,000	24,985	38,000	0	
TOTAL FACILITY REPAIR/IMPROVEM	36,184	19,179	38,000	24,985	38,000	0	
JANITORIAL SUPPLIES/SERVICES							
100-564-352 CLEANING SUPPLIES	0	4,494	1,400	1,084	1,400	0	
TOTAL JANITORIAL SUPPLIES/SERV	0	4,494	1,400	1,084	1,400	0	
TOTAL 300-FACILITIES OPERATION	108,062	135,369	147,461	77,532	147,521	0	
400-EQUIPMENT OPERATIONS/MAINT							
EQUIPMENT RENTAL							
100-564-412 LIGHT EQUIPMENT RENTAL	35,573	37,037	39,007	29,250	39,007	0	
100-564-414 MOTOR VEHICLE RENTAL	29,141	31,428	29,220	21,915	30,542	0	
100-564-416 LIGHT EQUIPMENT RENTAL-	0	635	0	0	0	0	
100-564-419 REPLACEMENT FUND CONTRI	12,924	10,303	0	0	0	0	
TOTAL EQUIPMENT RENTAL	77,638	79,403	68,227	51,165	69,549	0	
FUEL, OIL & LUBRICANTS							
FIXED EQUIPMENT MAINTENAN							
TOTAL 400-EQUIPMENT OPERATIONS	77,638	79,403	68,227	51,165	69,549	0	
500-CONTRACT SERVICES AND FEES							
PROFESSIONAL SERVICES							
FEES FOR SERVICES							
100-564-523 OUTSIDE PRINTING	0	35	0	0	0	0	
100-564-526 TESTING/CERT. PERMITS	272	112	380	73	380	0	
TOTAL FEES FOR SERVICES	272	147	380	73	380	0	

0-GENERAL FUND
564-PUBLIC WORKS GROUNDS
DEPARTMENT EXPENSES

	2008-2009 ACTUAL	2009-2010 ACTUAL	2010-2011 CURRENT BUDGET	2010-2011 YEAR-TO-DATE ACTUAL	2010-2011 PROJECTED YEAR END	2011-2012 REQUESTED BUDGET	2011-2012 ADMIN. RECOMENDED
CONTRACT SERVICES							
100-564-539 OTHER CONTRACT SERVICES	65,353	80,207	67,552	31,745	67,162	0	
TOTAL CONTRACT SERVICES	65,353	80,207	67,552	31,745	67,162	0	
TOTAL 500-CONTRACT SERVICES AN	65,625	80,354	67,932	31,818	67,542	0	
700-CAPITAL OUTLAY							
OFFICE FURNITURE/EQUIPMENT							
FIELD EQUIPMENT/VEHICLES							
OTAL 564-PUBLIC WORKS GROUNDS	687,912	942,613	658,558	409,606	655,268	0	

0-GENERAL FUND
565-PARKS & RECREATION
DEPARTMENT EXPENSES

	2008-2009 ACTUAL	2009-2010 ACTUAL	2010-2011 CURRENT BUDGET	2010-2011 YEAR-TO-DATE ACTUAL	2010-2011 PROJECTED YEAR END	2011-2012 REQUESTED BUDGET	2011-2012 ADMIN. RECOMENDED
100-EMPLOYEE SERVICES							
WAGES & SALARIES							
100-565-111 REGULAR FULL TIME	0	1,700	150,554	105,285	147,851	168,831	
100-565-114 OVERTIME	0	275	15,000	11,994	15,000	10,560	
100-565-115 LONGEVITY PAY	0	0	456	456	456	816	
100-565-116 REGULAR PART TIME	0	178	15,936	11,573	15,936	15,936	
TOTAL WAGES & SALARIES	0	2,153	181,946	129,307	179,243	196,143	
PAID BENEFITS							
100-565-121 FICA SOCIAL SECURITY	0	0	14,070	9,898	13,756	15,413	
100-565-122 WORKERS COMPENSATION	0	0	4,177	3,329	4,103	4,687	
100-565-123 STATE UNEMPLOYMENT TAXE	0	0	234	295	549	1,890	
100-565-124 RETIREMENT - TMRS	0	284	24,609	17,268	24,060	24,867	
100-565-126 HEALTH INSURANCE	0	0	21,287	15,669	18,870	31,115	
100-565-127 DENTAL INSURANCE	0	0	1,177	877	1,043	1,388	
100-565-128 LONG TERM DISABILITY	0	0	587	449	577	888	
TOTAL PAID BENEFITS	0	284	66,141	47,784	62,958	80,248	
ALLOWANCES/REIMBURSEMENTS							
100-565-131 UNIFORMS (BUY)	0	0	914	516	914	596	
100-565-132 UNIFORMS (RENTAL)	0	0	770	95	500	564	
TOTAL ALLOWANCES/REIMBURSEMENT	0	0	1,684	611	1,414	1,160	
TRAINING/PROFESSIONAL DEVELOPM							
100-565-141 WORKSHOP TRAINING	0	100	245	161	245	105	
100-565-143 MEMBERSHIP & DUES	0	0	280	260	280	80	
100-565-146 TRAINING - TRANSPORTATI	0	0	300	268	300	36	
100-565-148 TRAINING - MEALS	0	0	110	9	110	27	
TOTAL TRAINING/PROFESSIONAL DE	0	100	935	698	935	248	
TOTAL 100-EMPLOYEE SERVICES	0	2,537	250,706	178,401	244,550	277,799	
200-OPERATIONAL SUPPLIES							
OFFICE SUPPLIES							
100-565-211 GENERAL OFFICE SUPPLIES	0	0	1,000	407	1,000	1,000	
TOTAL OFFICE SUPPLIES	0	0	1,000	407	1,000	1,000	

)-GENERAL FUND
565-PARKS & RECREATION
DEPARTMENT EXPENSES

	2008-2009 ACTUAL	2009-2010 ACTUAL	2010-2011 CURRENT BUDGET	2010-2011 YEAR-TO-DATE ACTUAL	2010-2011 PROJECTED YEAR END	2011-2012 REQUESTED BUDGET	2011-2012 ADMIN. RECOMENDED
CONSTRUCTION SUPPLIES							
100-565-222 STRIPING AND STREET SIG	0	0	6,000	1,047	6,000	6,000	
100-565-225 SAND AND GRAVEL	0	0	24,200	3,552	24,200	30,250	
100-565-226 MISC HARDWARE	0	0	600	354	600	500	
TOTAL CONSTRUCTION SUPPLIES	0	0	30,800	4,953	30,800	36,750	
PROGRAM/SPECIAL EVENTS							
100-565-233 CITY SPONSORED EVENTS	0	0	1,325	270	1,325	1,300	
TOTAL PROGRAM/SPECIAL EVENTS	0	0	1,325	270	1,325	1,300	
SPECIALTY SUPPLIES							
100-565-252 MEDICAL SUPPLIES	0	0	800	561	800	400	
100-565-253 CHEMICALS	0	0	20,700	4,364	15,700	10,500	
100-565-254 BOTANICAL/LANDSCAPE	0	0	2,500	176	2,500	2,500	
100-565-255 RECREATION/SPORTS EQUIP	0	0	7,500	4,597	7,500	6,000	
100-565-256 MINOR TOOLS/INSTRUMENTS	0	0	600	342	600	600	
100-565-259 MISC SUPPLIES	0	0	3,600	2,769	2,600	3,560	
TOTAL SPECIALTY SUPPLIES	0	0	35,700	12,809	29,700	23,560	
OPERATIONAL EQUIPMENT(ADMIN)							
100-565-262 COMMUNICATION EQUIPMENT	0	0	500	0	1,000	500	
100-565-263 PHOTOGRAPHIC EQUIPMENT	0	0	300	0	300	0	
TOTAL OPERATIONAL EQUIPMENT(AD	0	0	800	0	1,300	500	
OPERATIONAL EQUIPMENT(FIELD)							
100-565-271 GROUNDS KEEPING EQUIPME	0	0	1,914	1,383	1,914	2,099	
100-565-277 SPORTS EQUIPMENT	0	0	1,970	738	1,970	3,370	
100-565-279 OTHER OPERATIONAL EQUIP	0	0	6,900	5,207	6,900	2,000	
TOTAL OPERATIONAL EQUIPMENT(FI	0	0	10,784	7,328	10,784	7,469	
TOTAL 200-OPERATIONAL SUPPLIES	0	0	80,409	25,768	74,909	70,579	
300-FACILITIES OPERATIONS/MAIN							
FACILITY RENTAL							
100-565-311 LONG TERM RENT	0	0	0	0	0	1,428	
TOTAL FACILITY RENTAL	0	0	0	0	0	1,428	

0-GENERAL FUND
565-PARKS & RECREATION
DEPARTMENT EXPENSES

	2008-2009 ACTUAL	2009-2010 ACTUAL	2010-2011 CURRENT BUDGET	2010-2011 YEAR-TO-DATE ACTUAL	2010-2011 PROJECTED YEAR END	2011-2012 REQUESTED BUDGET	2011-2012 ADMIN. RECOMENDED
UTILITIES							
100-565-321 LIGHT & POWER	0	0	55,000	41,787	55,000	75,000	
100-565-323 TRUNK TELEPHONE SYSTEM	0	0	15	11	15	15	
100-565-324 CELL PHONES	0	0	880	743	880	880	
100-565-325 PAGERS	0	0	0	134	0	0	
TOTAL UTILITIES	0	0	55,895	42,676	55,895	75,895	
FACILITY REPAIR/IMPROVEMENTS							
100-565-349 MISC REPAIRS/MAINT	0	0	8,000	6,645	8,000	8,000	
TOTAL FACILITY REPAIR/IMPROVEM	0	0	8,000	6,645	8,000	8,000	
JANITORIAL SUPPLIES/SERVICES							
100-565-352 CLEANING SUPPLIES	0	0	5,000	3,376	3,000	3,000	
TOTAL JANITORIAL SUPPLIES/SERV	0	0	5,000	3,376	3,000	3,000	
TOTAL 300-FACILITIES OPERATION	0	0	68,895	52,698	66,895	88,323	
400-EQUIPMENT OPERATIONS/MAINT							
EQUIPMENT RENTAL							
100-565-412 LIGHT EQUIPMENT RENTAL	0	0	12,042	0	12,042	14,902	
100-565-414 MOTOR VEHICLE RENTAL	0	0	6,020	4,509	6,370	6,200	
TOTAL EQUIPMENT RENTAL	0	0	18,062	4,509	18,412	21,102	
TOTAL 400-EQUIPMENT OPERATIONS	0	0	18,062	4,509	18,412	21,102	
500-CONTRACT SERVICES AND FEES							
FEES FOR SERVICES							
100-565-523 OUTSIDE PRINTING	0	0	100	68	100	100	
100-565-526 TESTING/CERT. PERMITS	0	0	236	12	236	236	
100-565-528 ADVERTISING	0	0	150	0	150	150	
TOTAL FEES FOR SERVICES	0	0	486	80	486	486	
CONTRACT SERVICES							
100-565-532 SOFTWARE MAINT/LICENSE	0	0	0	110	0	0	
100-565-539 OTHER CONTRACT SERVICES	0	0	119,062	33,496	119,062	136,500	
TOTAL CONTRACT SERVICES	0	0	119,062	33,606	119,062	136,500	
TOTAL 500-CONTRACT SERVICES AN	0	0	119,548	33,686	119,548	136,986	
OTAL 565-PARKS & RECREATION	0	2,537	537,620	295,061	524,314	594,789	

)-GENERAL FUND
566-GENERAL SVS/BLDG EQU
DEPARTMENT EXPENSES

	2008-2009 ACTUAL	2009-2010 ACTUAL	2010-2011 CURRENT BUDGET	2010-2011 YEAR-TO-DATE ACTUAL	2010-2011 PROJECTED YEAR END	2011-2012 REQUESTED BUDGET	2011-2012 ADMIN. RECOMENDED
100-EMPLOYEE SERVICES							
WAGES & SALARIES							
100-566-111 REGULAR FULL TIME	90,617	100,545	115,396	78,653	119,640	115,396	
100-566-114 OVERTIME	1,253	2,427	1,400	1,499	1,684	1,600	
100-566-115 LONGEVITY PAY	912	1,008	1,104	1,104	1,104	1,284	
100-566-116 REGULAR PART TIME	0	7,619	16,961	10,980	16,961	16,961	
100-566-118 INSURANCE ALLOWANCE	0	760	2,100	648	1,177	900	
TOTAL WAGES & SALARIES	92,782	112,359	136,961	92,884	140,566	136,141	
PAID BENEFITS							
100-566-121 FICA SOCIAL SECURITY	6,680	8,366	10,499	7,120	10,772	10,453	
100-566-122 WORKERS COMPENSATION	1,765	2,080	2,622	2,089	2,729	2,587	
100-566-123 STATE UNEMPLOYEMENT TAX	90	659	156	309	360	1,080	
100-566-124 RETIREMENT- TMRS	11,715	14,756	18,362	12,799	18,841	16,853	
100-566-126 HEALTH INSURANCE	7,823	10,138	7,683	8,963	10,884	15,557	
100-566-127 DENTAL INSURANCE	404	404	425	495	602	694	
100-566-128 LONG TERM DISABILITY	327	417	516	408	533	696	
TOTAL PAID BENEFITS	28,804	36,820	40,263	32,184	44,721	47,920	
ALLOWANCES/REIMBURSEMENTS							
100-566-131 UNIFORMS (BUY)	226	420	520	364	520	1,625	
TOTAL ALLOWANCES/REIMBURSEMENT	226	420	520	364	520	1,625	
TRAINING/PROFESSIONAL DEVELOPM							
100-566-141 WORKSHOP TRAINING	980	0	1,200	0	1,200	1,200	
100-566-143 MEMBERSHIP & DUES	100	100	140	100	140	140	
100-566-148 TRAINING- MEALS	22	0	0	0	0	0	
TOTAL TRAINING/PROFESSIONAL DE	1,102	100	1,340	100	1,340	1,340	
TOTAL 100-EMPLOYEE SERVICES	122,915	149,699	179,084	125,532	187,147	187,026	
200-OPERATIONAL SUPPLIES							
OFFICE SUPPLIES							
100-566-211 GENERAL OFFICE SUPPLIES	2,168	1,969	1,800	1,291	1,800	1,800	
100-566-215 POSTAGE	70	77	75	18	75	75	
100-566-219 MISC. OCASSION	0	39	50	0	50	50	
TOTAL OFFICE SUPPLIES	2,237	2,085	1,925	1,309	1,925	1,925	

)-GENERAL FUND
566-GENERAL SVS/BLDG EQU
DEPARTMENT EXPENSES

	2008-2009 ACTUAL	2009-2010 ACTUAL	2010-2011 CURRENT BUDGET	2010-2011 YEAR-TO-DATE ACTUAL	2010-2011 PROJECTED YEAR END	2011-2012 REQUESTED BUDGET	2011-2012 ADMIN. RECOMENDED
CONSTRUCTION SUPPLIES							
100-566-222 STRIPING AND STREET SIG	488	68	0	0	0	0	
100-566-223 BUILDING MATERIALS	999	970	1,000	869	1,100	1,100	
100-566-226 MISCELLANEOUS HARDWARE	1,123	990	1,100	909	1,200	1,200	
TOTAL CONSTRUCTION SUPPLIES	2,610	2,028	2,100	1,779	2,300	2,300	
PROGRAM/SPECIAL EVENTS							
100-566-232 FOOD/MEALS	45	40	50	0	50	50	
TOTAL PROGRAM/SPECIAL EVENTS	45	40	50	0	50	50	
PUBLIC SAFETY SUPPLIES							
100-566-249 FIRE PREVENTION SUPPLIE	1,858	1,464	1,500	1,500	1,500	1,700	
TOTAL PUBLIC SAFETY SUPPLIES	1,858	1,464	1,500	1,500	1,500	1,700	
SPECIALTY SUPPLIES							
100-566-252 MEDICAL SUPPLIES	115	164	300	124	300	300	
100-566-253 CHEMICALS	288	42	100	0	100	100	
100-566-256 MINOR TOOLS/INSTRUMENTS	1,498	1,037	1,000	766	1,000	1,000	
100-566-259 MISC. SUPPLIES	4,833	6,888	5,000	4,899	5,000	5,000	
TOTAL SPECIALTY SUPPLIES	6,733	8,131	6,400	5,789	6,400	6,400	
OPERATIONAL EQUIPMENT(ADMIN)							
100-566-261 OFFICE FURNITURE	0	0	1,195	1,183	1,195	0	
TOTAL OPERATIONAL EQUIPMENT(AD	0	0	1,195	1,183	1,195	0	
OPERATIONAL EQUIPMENT(FIELD)							
100-566-279 OTHER OPERATIONAL EQUIP	2,439	1,056	0	0	0	0	
TOTAL OPERATIONAL EQUIPMENT(FI	2,439	1,056	0	0	0	0	
TOTAL 200-OPERATIONAL SUPPLIES	15,923	14,803	13,170	11,560	13,370	12,375	
300-FACILITIES OPERATIONS/MAIN							
FACILITY RENTAL							
UTILITIES							
100-566-321 LIGHT & POWER	35,841	34,465	33,000	23,139	34,000	34,000	
100-566-322 NATURAL GAS, PROPANE	1,145	1,733	2,100	1,215	2,100	2,100	
100-566-323 TRUNK TELEPHONE SYSTEM	21,192	21,832	24,000	17,501	24,000	24,000	
100-566-324 CELL PHONES	769	873	880	788	1,200	1,200	
TOTAL UTILITIES	58,946	58,903	59,980	42,644	61,300	61,300	

)-GENERAL FUND
566-GENERAL SVS/BLDG EQU
DEPARTMENT EXPENSES

	2008-2009 ACTUAL	2009-2010 ACTUAL	2010-2011 CURRENT BUDGET	2010-2011 YEAR-TO-DATE ACTUAL	2010-2011 PROJECTED YEAR END	2011-2012 REQUESTED BUDGET	2011-2012 ADMIN. RECOMENDED
FACILITY REPAIR/IMPROVEMENTS							
100-566-349 MISC. REPAIRS/MAINT	45,628	46,361	24,500	42,766	42,500	38,000	
TOTAL FACILITY REPAIR/IMPROVEM	45,628	46,361	24,500	42,766	42,500	38,000	
JANITORIAL SUPPLIES/SERVICES							
100-566-351 JANITORIAL SERVICES- CO	55,073	26,796	0	0	0	0	
100-566-352 CLEANING SUPPLIES	9,734	11,705	10,000	9,036	10,000	10,000	
TOTAL JANITORIAL SUPPLIES/SERV	64,807	38,501	10,000	9,036	10,000	10,000	
TOTAL 300-FACILITIES OPERATION	169,382	143,765	94,480	94,447	113,800	109,300	
400-EQUIPMENT OPERATIONS/MAINT							
EQUIPMENT RENTAL							
100-566-414 MOTOR VEHICLE RENTAL	5,112	3,885	4,098	3,069	4,177	6,200	
100-566-419 REPLACEMENT FUND CONTRI	891	0	0	0	0	0	
TOTAL EQUIPMENT RENTAL	6,003	3,885	4,098	3,069	4,177	6,200	
FUEL, OIL & LUBRICANTS							
FIXED EQUIPMENT MAINTENAN							
100-566-439 OTHER EQUIP/MAINT REPAI	181	0	0	0	0	0	
TOTAL FIXED EQUIPMENT MAINTENA	181	0	0	0	0	0	
OFFICE EQUIPMENT							
100-566-461 OFFICE EQUIPMENT RENTAL	1,529	1,630	1,850	1,850	1,850	1,850	
100-566-462 OFFICE EQUIP. MAINT/REP	529	415	450	230	450	450	
TOTAL OFFICE EQUIPMENT	2,058	2,045	2,300	2,080	2,300	2,300	
TOTAL 400-EQUIPMENT OPERATIONS	8,241	5,930	6,398	5,149	6,477	8,500	
500-CONTRACT SERVICES AND FEES							
FEES FOR SERVICES							
100-566-523 OUTSIDE PRINTING	82	52	50	0	0	0	
100-566-528 ADVERTISING	193	0	100	0	0	0	
TOTAL FEES FOR SERVICES	275	52	150	0	0	0	

-GENERAL FUND
566-GENERAL SVS/BLDG EQU
DEPARTMENT EXPENSES

	2008-2009 ACTUAL	2009-2010 ACTUAL	2010-2011 CURRENT BUDGET	2010-2011 YEAR-TO-DATE ACTUAL	2010-2011 PROJECTED YEAR END	2011-2012 REQUESTED BUDGET	2011-2012 ADMIN. RECOMENDED
CONTRACT SERVICES							
100-566-539 OTHER CONTRACT SERVICE	9,663	9,460	9,300	6,477	9,300	9,300	
TOTAL CONTRACT SERVICES	9,663	9,460	9,300	6,477	9,300	9,300	
TOTAL 500-CONTRACT SERVICES AN	9,938	9,512	9,450	6,477	9,300	9,300	
700-CAPITAL OUTLAY							
OFFICE FURNITURE/EQUIPMENT							
FIELD EQUIPMENT/VEHICLES							
TAL 566-GENERAL SVS/BLDG EQU	326,398	323,710	302,582	243,164	330,094	326,501	

1-GENERAL FUND
573-ENGINEERING & INSPECT
DEPARTMENT EXPENSES

	2008-2009 ACTUAL	2009-2010 ACTUAL	2010-2011 CURRENT BUDGET	2010-2011 YEAR-TO-DATE ACTUAL	2010-2011 PROJECTED YEAR END	2011-2012 REQUESTED BUDGET	2011-2012 ADMIN. RECOMENDED
100-EMPLOYEE SERVICES							
WAGES & SALARIES							
100-573-111 REGULAR FULL TIME	100,155	105,449	101,904	75,101	101,904	101,903	
100-573-114 OVERTIME	9,304	6,609	5,000	2,970	5,000	5,000	
100-573-115 LONGEVITY PAY	1,440	1,536	1,632	1,632	1,632	1,680	
TOTAL WAGES & SALARIES	110,899	113,594	108,536	79,703	108,536	108,583	
PAID BENEFITS							
100-573-121 FICA/SOCIAL SECURITY	7,603	7,805	8,487	5,337	8,333	8,348	
100-573-122 WORKERS COMP.	955	687	683	544	683	684	
100-573-123 STATE UNEMPLOYMENT TAX	90	378	78	144	144	540	
100-573-124 RETIREMENT-TMRS	13,915	14,904	14,843	10,470	14,575	13,462	
100-573-126 HEALTH INSURANCE	7,823	10,138	7,683	6,402	7,683	10,372	
100-573-127 DENTAL INSURANCE	404	404	425	354	425	463	
100-573-128 LONG TERM DISABILITY	360	397	398	331	397	536	
TOTAL PAID BENEFITS	31,150	34,714	32,597	23,583	32,240	34,405	
ALLOWANCES/REIMBURSEMENTS							
100-573-131 UNIFORMS (BUY)	806	(3)	270	135	270	270	
TOTAL ALLOWANCES/REIMBURSEMENT	806	(3)	270	135	270	270	
TRAINING/PROFESSIONAL DEVELOPM							
100-573-141 WORKSHOPS/TRAINING	134	75	0	0	0	0	
100-573-143 MEMBERSHIPS AND DUES	135	235	200	55	200	200	
100-573-144 SUBSCRIPTIONS/BOOKS	58	0	0	0	0	0	
100-573-146 TRAINING-TRANSPORTATION	251	70	0	0	0	0	
100-573-147 TRAINING-LODGING	323	0	0	0	0	0	
100-573-148 TRAINING-MEALS	154	0	0	0	0	0	
TOTAL TRAINING/PROFESSIONAL DE	1,054	380	200	55	200	200	
TOTAL 100-EMPLOYEE SERVICES	143,909	148,685	141,603	103,476	141,246	143,458	
200-OPERATIONAL SUPPLIES							
OFFICE SUPPLIES							
100-573-211 OFFICE SUPPLIES	2,501	1,742	1,550	1,441	1,550	1,550	
100-573-215 POSTAGE	0	21	100	0	0	0	
TOTAL OFFICE SUPPLIES	2,501	1,763	1,650	1,441	1,550	1,550	

-GENERAL FUND
573-ENGINEERING & INSPECT
DEPARTMENT EXPENSES

	2008-2009 ACTUAL	2009-2010 ACTUAL	2010-2011 CURRENT BUDGET	2010-2011 YEAR-TO-DATE ACTUAL	2010-2011 PROJECTED YEAR END	2011-2012 REQUESTED BUDGET	2011-2012 ADMIN. RECOMENDED
SPECIALTY SUPPLIES							
100-573-256 MINOR TOOLS	22	0	0	0	0	0	
TOTAL SPECIALTY SUPPLIES	22	0	0	0	0	0	
OPERATIONAL EQUIPMENT(ADMIN)							
TOTAL 200-OPERATIONAL SUPPLIES	2,523	1,763	1,650	1,441	1,550	1,550	
300-FACILITIES OPERATIONS/MAIN							
FACILITY RENTAL							
UTILITIES							
100-573-321 LIGHT AND POWER	0	0	1,000	283	400	1,000	
100-573-324 CELL PHONES	807	782	960	799	1,070	960	
TOTAL UTILITIES	807	782	1,960	1,082	1,470	1,960	
TOTAL 300-FACILITIES OPERATION	807	782	1,960	1,082	1,470	1,960	
400-EQUIPMENT OPERATIONS/MAINT							
EQUIPMENT RENTAL							
100-573-414 MOTOR VEHICLE RENTAL	5,112	3,710	4,098	3,069	4,177	6,200	
100-573-419 REPLACE FUND CONTRIBUTI	999	0	0	0	0	0	
TOTAL EQUIPMENT RENTAL	6,111	3,710	4,098	3,069	4,177	6,200	
FUEL, OIL & LUBRICANTS							
OFFICE EQUIPMENT							
TOTAL 400-EQUIPMENT OPERATIONS	6,111	3,710	4,098	3,069	4,177	6,200	
500-CONTRACT SERVICES AND FEES							
PROFESSIONAL SERVICES							
100-573-512 ENGINEERING SERVICES	49,147	93,283	43,200	42,325	43,200	43,200	
TOTAL PROFESSIONAL SERVICES	49,147	93,283	43,200	42,325	43,200	43,200	

-GENERAL FUND
573-ENGINEERING & INSPECT
DEPARTMENT EXPENSES

	2008-2009 ACTUAL	2009-2010 ACTUAL	2010-2011 CURRENT BUDGET	2010-2011 YEAR-TO-DATE ACTUAL	2010-2011 PROJECTED YEAR END	2011-2012 REQUESTED BUDGET	2011-2012 ADMIN. RECOMENDED
FEES FOR SERVICES							
CONTRACT SERVICES							
100-573-536 WARRANTY/SERVICE AGREEM	0	0	900	0	900	900	
TOTAL CONTRACT SERVICES	0	0	900	0	900	900	
TOTAL 500-CONTRACT SERVICES AN	49,147	93,283	44,100	42,325	44,100	44,100	
700-CAPITAL OUTLAY							
OFFICE FURNITURE/EQUIPMENT							
100-573-714 COMPUTER EQUIPMENT	18,899	0	0	0	0	0	
TOTAL OFFICE FURNITURE/EQUIPME	18,899	0	0	0	0	0	
FIELD EQUIPMENT/VEHICLES							
TOTAL 700-CAPITAL OUTLAY	18,899	0	0	0	0	0	
TAL 573-ENGINEERING & INSPECT	221,396	248,223	193,411	151,393	192,543	197,268	

PROPOSED BUDGET WORKSHEET
AS OF: JUNE 30TH, 2011

1-GENERAL FUND
575-I T DEPT
DEPARTMENT EXPENSES

	2008-2009 ACTUAL	2009-2010 ACTUAL	2010-2011 CURRENT BUDGET	2010-2011 YEAR-TO-DATE ACTUAL	2010-2011 PROJECTED YEAR END	2011-2012 REQUESTED BUDGET	2011-2012 ADMIN. RECOMENDED
100-EMPLOYEE SERVICES							
WAGES & SALARIES							
100-575-111 REGULAR FULL TIME	37,271	38,327	37,885	27,257	37,885	37,885	
100-575-114 OVERTIME	94	301	300	27	200	200	
100-575-115 LONGEVITY PAY	0	48	96	96	96	144	
100-575-116 REGULAR PART TIME	0	0	0	0	32,897	0	
TOTAL WAGES & SALARIES	37,365	38,676	38,281	27,380	71,078	38,229	
PAID BENEFITS							
100-575-121 FICA/SOCIAL SECURITY	2,482	2,556	2,917	1,872	2,940	2,947	
100-575-122 WORKERS COMP.	134	105	110	88	111	111	
100-575-123 STATE UNEMPLOYMENT TAX	120	189	39	70	72	270	
100-575-124 RETIREMENT-TMRS	4,704	5,075	5,102	3,659	5,142	4,752	
100-575-126 HEALTH INSURANCE	3,911	5,069	3,841	3,201	3,841	5,186	
100-575-127 DENTAL INSURANCE	202	202	212	177	212	231	
100-575-128 LONG TERM DISABILITY	134	148	148	123	148	199	
TOTAL PAID BENEFITS	11,689	13,344	12,369	9,191	12,466	13,696	
ALLOWANCES/REIMBURSEMENTS							
TRAINING/PROFESSIONAL DEVELOPM							
100-575-144 SUBSCRIPTIONS/BOOKS	0	0	50	26	50	50	
TOTAL TRAINING/PROFESSIONAL DE	0	0	50	26	50	50	
TOTAL 100-EMPLOYEE SERVICES	49,054	52,020	50,700	36,598	83,594	51,975	
200-OPERATIONAL SUPPLIES							
OFFICE SUPPLIES							
100-575-211 OFFICE SUPPLIES	115	166	100	83	100	100	
TOTAL OFFICE SUPPLIES	115	166	100	83	100	100	
SPECIALTY SUPPLIES							
100-575-256 MINOR TOOLS	100	38	50	49	50	50	
TOTAL SPECIALTY SUPPLIES	100	38	50	49	50	50	

)-GENERAL FUND
575-I T DEPT
DEPARTMENT EXPENSES

	2008-2009 ACTUAL	2009-2010 ACTUAL	2010-2011 CURRENT BUDGET	2010-2011 YEAR-TO-DATE ACTUAL	2010-2011 PROJECTED YEAR END	2011-2012 REQUESTED BUDGET	2011-2012 ADMIN. RECOMENDED
OPERATIONAL EQUIPMENT(ADMIN)							
TOTAL 200-OPERATIONAL SUPPLIES	215	204	150	132	150	150	
300-FACILITIES OPERATIONS/MAIN							
FACILITY RENTAL							
UTILITIES							
100-575-324 CELL PHONES	400	424	440	324	600	600	
TOTAL UTILITIES	400	424	440	324	600	600	
TOTAL 300-FACILITIES OPERATION	400	424	440	324	600	600	
400-EQUIPMENT OPERATIONS/MAINT							
EQUIPMENT RENTAL							
100-575-414 MOTOR VEHICLE RENTAL	0	0	0	0	0	3,100	
TOTAL EQUIPMENT RENTAL	0	0	0	0	0	3,100	
FUEL, OIL & LUBRICANTS							
FIXED EQUIPMENT MAINTENAN							
OFFICE EQUIPMENT							
TOTAL 400-EQUIPMENT OPERATIONS	0	0	0	0	0	3,100	
500-CONTRACT SERVICES AND FEES							
PROFESSIONAL SERVICES							
FEES FOR SERVICES							
CONTRACT SERVICES							
100-575-532 SOFTWARE MAINT./LICENSE	4,345	5,051	4,172	3,172	4,300	6,261	
100-575-536 WARRANTY/SERVICE AGREEM	4,527	0	0	0	0	2,300	
100-575-539 OTHER CONTRACT SERVICES	18,054	31,244	27,368	25,092	29,000	29,168	
TOTAL CONTRACT SERVICES	26,927	36,295	31,540	28,264	33,300	37,729	
TOTAL 500-CONTRACT SERVICES AN	26,927	36,295	31,540	28,264	33,300	37,729	

)-GENERAL FUND
575-I T DEPT
DEPARTMENT EXPENSES

	2008-2009 ACTUAL	2009-2010 ACTUAL	2010-2011 CURRENT BUDGET	2010-2011 YEAR-TO-DATE ACTUAL	2010-2011 PROJECTED YEAR END	2011-2012 REQUESTED BUDGET	2011-2012 ADMIN. RECOMENDED
700-CAPITAL OUTLAY							
OFFICE FURNITURE/EQUIPMENT							
FIELD EQUIPMENT/VEHICLES							
)TAL 575-I T DEPT	76,596	88,943	82,830	65,317	117,644	93,554	

-GENERAL FUND
592-NON-DEPARTMENTAL
DEPARTMENT EXPENSES

	2008-2009 ACTUAL	2009-2010 ACTUAL	2010-2011 CURRENT BUDGET	2010-2011 YEAR-TO-DATE ACTUAL	2010-2011 PROJECTED YEAR END	2011-2012 REQUESTED BUDGET	2011-2012 ADMIN. RECOMENDED
100-EMPLOYEE SERVICES							
PAID BENEFITS							
TRAINING/PROFESSIONAL DEVELOPM							
200-OPERATIONAL SUPPLIES							
PROGRAM/SPECIAL EVENTS							
SPECIALTY SUPPLIES							
OPERATIONAL EQUIPMENT(ADMIN)							
300-FACILITIES OPERATIONS/MAIN							
UTILITIES							
500-CONTRACT SERVICES AND FEES							
PROFESSIONAL SERVICES							
100-592-511 LEGAL SERVICES	11,845	0	0	0	0	0	
TOTAL PROFESSIONAL SERVICES	11,845	0	0	0	0	0	
FEES FOR SERVICES							
100-592-522 INSURANCE AND BONDS	56,337	49,003	57,800	28,721	45,000	50,000	
TOTAL FEES FOR SERVICES	56,337	49,003	57,800	28,721	45,000	50,000	
CONTRACT SERVICES							
100-592-531 TRASH COLLECTION SERVIC	0	0	0	0	0	1,190,000	
100-592-539 OTHER CONTRACT SERVICES	0	19,577	20,150	1,125	1,125	0	
TOTAL CONTRACT SERVICES	0	19,577	20,150	1,125	1,125	1,190,000	
ANNUAL MAINTENANCE FEES							
100-592-543 CREDIT CARD FEES	5,316	3,324	3,200	3,749	5,300	5,300	
TOTAL ANNUAL MAINTENANCE FEES	5,316	3,324	3,200	3,749	5,300	5,300	
TOTAL 500-CONTRACT SERVICES AN	73,498	71,904	81,150	33,595	51,425	1,245,300	

)-GENERAL FUND
592-NON-DEPARTMENTAL
DEPARTMENT EXPENSES

	2008-2009 ACTUAL	2009-2010 ACTUAL	2010-2011 CURRENT BUDGET	2010-2011 YEAR-TO-DATE ACTUAL	2010-2011 PROJECTED YEAR END	2011-2012 REQUESTED BUDGET	2011-2012 ADMIN. RECOMENDED
600-DEPRECIATION/BAD DEBT EXPE							
BAD DEBT							
100-592-651 BAD DEBT	19,842	7,493	7,500	235	2,000	3,000	
TOTAL BAD DEBT	19,842	7,493	7,500	235	2,000	3,000	
TOTAL 600-DEPRECIATION/BAD DEB	19,842	7,493	7,500	235	2,000	3,000	
700-CAPITAL OUTLAY							
OFFICE FURNITURE/EQUIPMENT							
CAPITAL IMPROVEMENTS/ACQUISITI							
100-592-741 PURCHASE LAND	0	0	0	48,254	48,254	0	
TOTAL CAPITAL IMPROVEMENTS/ACQ	0	0	0	48,254	48,254	0	
TOTAL 700-CAPITAL OUTLAY	0	0	0	48,254	48,254	0	
800-CONTRIBUTIONS & CONTINGENC							
CONTRIBUTIONS/TRANSFERS							
100-592-815 INTERFUND TRANSFERS OUT	72,056	105,766	0	0	0	0	
TOTAL CONTRIBUTIONS/TRANSFERS	72,056	105,766	0	0	0	0	
CONTINGENCY RESERVES/CLAIMS							
100-592-831 CONTINGENCY RESERVES	0	0	0	0	300,622	69,481	
100-592-832 PAYMENT OF CLAIMS	0	0	0	655	655	0	
100-592-833 PAYMENT OF REFUNDS	843	120	0	57	100	0	
TOTAL CONTINGENCY RESERVES/CLA	843	120	0	712	301,377	69,481	
TOTAL 800-CONTRIBUTIONS & CONT	72,899	105,886	0	712	301,377	69,481	
900-DEBT SERVICE							
SHORT TERM DEBT/CAPITAL LEASE							
100-592-913 CAP.LEASE SHORT TERM-PR	62,400	50,762	52,539	52,539	52,539	54,378	
100-592-914 CAP.LEASE SHORT TERM-IN	0	11,637	9,861	9,861	9,861	8,022	
TOTAL SHORT TERM DEBT/CAPITAL	62,400	62,400	62,400	62,400	62,400	62,400	
TOTAL 900-DEBT SERVICE	62,400	62,400	62,400	62,400	62,400	62,400	
OTAL 592-NON-DEPARTMENTAL	228,639	247,683	151,050	145,196	465,456	1,380,181	
TOTAL EXPENDITURES	10,124,568	10,725,608	10,[illegible],195	7,478,091	10,829,157	10,696,910	

*** TOTAL PROFIT / (LOSS) ***	190,773	(354,890)	0	974,426	0	0	

Replacement Schedule - Computers

DEPARTMENT	DESCRIPTION	SERIAL NO.	PURCHASED	11-12	12-13	13-14	14-15
ACO	COMPAQ SR1710NX	MXF6100JK8	2007				
AIRPORT	COMPAQ	MXD43208S1	2003	$ 1,000			
AIRPORT	AMD SEMPRON	GQ6110	2006				$ 1,000
BUILDING	DELL D531 - RICK	C7ZBRDQ	2007				
BUILDING	DELL LATITUDE E6500 - LISA	1LZNPJ1	2009				
CEMETERY	COMPAQ DC5100	MXL6310357	2006				$ 1,000
CITY MGMT.	DELL LATITUDE 131L -	7716ZD1	2007				$ 1,500
CITY MGMT.	DELL LATITUDE D800 - DON	3CJ5K71	2005			$ 1,500	
CITY MGMT.	DELL LATITUDE D610 - CHRIS	C7RQV71	2005			$ 1,500	
CITY MGMT.	DELL LATITUDE D800 -	4HJ5K71	2005			$ 1,500	
CITY MGMT.	DELL LATITUDE D800 - JIM	B41M5M1	2010				
CITY MGMT.	DELL LATITUDE D800- CHRISTOPHER	JBJ5K71	2005			$ 1,500	
CITY MGMT.	DELL LATITUDE D800 - JOHN	7GJ5K71	2005			$ 1,500	
CITY MGMT.	DELL LATITUDE D800 - SUSAN	FFJ5K71	2005	$ 1,500			
CITY MGMT.	DELL LATITUDE D800 - TED	1FJ5K71	2005		$ 1,500		
CITY MGMT.	DELL OPTIPLEX 380 - COUNCIL CHAMBERS	54MJDQ1	2011				
COM. DEV.	COMPAQ D310 - JONNY	W238LB4ZA164	2002	$ 1,000			
COM. DEV.	COMPAQ DC5100 - JOHN	W247KN8ZB498	2006		$ 1,000		
COM. DEV.	COMPAQ DC5000 - BOB LUKE	USU42007J8	2004	$ 1,000			
COM. DEV.	COMPAQ DC5100 - MARSHA	2UA62402FD	2006		$ 1,000		
COM. DEV.	DELL LATITUDE E6500 - BOB	2LZNPJ1	2009				
COM. DEV.	HP WORKSTATION - DAVID		2010				
ENGINEERING	DELL LATITUDE E6500 - CLINT	GKZNPJ1	2009				
ENGINEERING	DELL LATITUDE E6500 - DENNIS	JKZNPJ1	2009				
FINANCE	DELL LATITUDE D630 - ALICE	D86ZGG1	2008				
FINANCE	DELL OPTIPLEX 760	GHRB4J1	2009				
FINANCE	DELL OPTIPLEX 740 - LILLIE	6J29GG1	2008				
FINANCE	DELL LATITUDE E6500 - TONI	3LZNPJ1	2009				
FINANCE	DELL OPTIPLEX 760	GHR94J1	2009				
FINANCE	DELL OPTIPLEX 760	GHRC4J1	2009				
FINANCE	COMPAQ DC5100 - TERRI	2UA63312ZT	2006		$ 1,000		
FINANCE	COMPAQ nx7400 - ROSE	CNU6391MLW	2006		$ 1,500		
FIRE	DELL LATITUDE E6510 - CHIEF	86R8RM1	2010				
FIRE	DELL OPTIPLEX 380 - ANITA	15NLKN1	2010				
FIRE	DELL OPTIPLEX 360 - STATION 1	CTROJK1	2009				
FIRE	DELL LATITUDE D800 - ADMIN	7HJ5K71	2005			$ 1,000	
FIRE	DELL OPTIPLEX 740 - STATION 2	36783D1	2007				$ 1,000
FLEET	DELL OPTIPLEX 360 - STEVEN	CTPZHK1	2009				
HUMAN	DELL LATITUDE D531 - ESTHER	CN1DYD1	2007				$ 1,500
HUMAN	DELL LATITUDE D531 - STARLA	B9G9HD1	2007				$ 1,500
HUMAN	COMPAQ D310 -CHRIS	W245LB4ZA458	2002	$ 1,000			
IT	DELL POWEREDGE 2850 SERVER SYMANTEC	3P3WW81	2005				
IT	DELL POWEREDGE 2850 SERVER INCODE2	68GLX81	2005				
IT	DELL LATITUDE D830 - ROGER	7YJ8KF1	2008				
IT	DELL POWEREDGE 2950 SERVER TAYLOR1	FK53GH1	2008				
IT	CISCO NETWORK SWITCH	FAB0532M2FQ	2005				

Replacement Schedule - Computers

DEPARTMENT	DESCRIPTION	SERIAL NO.	PURCHASED	11-12	12-13	13-14	14-15
LIBRARY	DELL POWEREDGE 2850 SERVER	48G1X81	2005				
LIBRARY	HP DC5800 PUBLIC 1	MXL8320140	2008				
LIBRARY	HP DC5800 PUBLIC 2	MXL8240PHT	2007				
LIBRARY	HP DC5800 PUBLIC 3	MXL8420DXR	2009				
LIBRARY	HP DC7700 PUBLIC 5	MXL8240PHS	2008				
LIBRARY	HP DC7700 PUBLIC 6	MXL7090WX9	2007				
LIBRARY	HP DC7700 PUBLIC 7	MXL8240PHR	2009				
LIBRARY	HP DC5800 PUBLIC 8	MXL832014I	2009				
LIBRARY	COMPAQ 6000 PRO PUBLIC 9	MXL1081CQF	2011				
LIBRARY	HP DC7700 PUBLIC 10	MXL7090WYS	2007				
LIBRARY	HP DC7700 PUBLIC 11	MXL7090WZ0	2007				
LIBRARY	COMPAQ DC5100 PUBLIC 12	MXL7090WXY	2007				
LIBRARY	COMPAQ 6000 PRO PUBLIC 13	MXL1081CQ8	2011				
LIBRARY	COMPAQ 6000 PRO PUBLIC 14	MXL1081CQ6	2011				
LIBRARY	COMPAQ 6000 PRO PUBLIC 15	MXL1081CQB	2011				
LIBRARY	COMPAQ 6000 PRO PUBLIC 16	MXL1081CQ9	2011				
LIBRARY	COMPAQ D330 KIOSK	USW405059J	2004				
LIBRARY	HP DX2000 PROGRAM ROOM	MXL91903KN	2009				
LIBRARY	DELL - MONITOR AIR CONDITIONER	3JQR131	2007				
LIBRARY	COMPAQ 6000 PRO CIRC. 1	MXL1081CQC	2011				
LIBRARY	COMPAQ 6000 PRO CIRC. 2	MXL1081CQ5	2011				
LIBRARY	COMPAQ 6000 PRO CIRC. 3	MXL1081CQD	2011				
LIBRARY	HP DC7700 CATALOG 1	MXL7090WZX	2007				
LIBRARY	HP DC7700 CATALOG 2	MXL7090XW6	2007				
LIBRARY	HP DC7700 CATALOG 3	MCL7090WZR	2007				
LIBRARY	HP DC5800 STAFF 1	MXL91903KL	2009				
LIBRARY	HP DC5800 STAFF 2	MXL91903KM	2009				
LIBRARY	HP DC5800 STAFF 3	MXL91903KR	2009				
LIBRARY	HP DC5800 STAFF 4	MXL91903KP	2009				
LIBRARY	HP DC7700 BETTY	MXL7090WX5	2007				
LIBRARY	COMPAQ 6000 PRO KAREN	MXL1081CQ7	2011				
LIBRARY	HP DX2000 REFERENCE 1	MXL91903KK	2009				
LIBRARY	HP 9000 PRO REFERENCE 2	MXL0230VKQ	2010				
LIBRARY	HP D220MT CHILDREN'S REFERENCE	MXL91903KQ	2009				
LIBRARY	LAPTOP 1, COMPAQ 6715b	CNU824036T	2008				
LIBRARY	LAPTOP 2, COMPAQ 6715b	CNU824036N	2008				
LIBRARY	LAPTOP 3, COMPAQ 6715b	CNU824037L	2008				
LIBRARY	LAPTOP 4, COMPAQ 6715b	CNU824036C	2008				
LIBRARY	LAPTOP 5, COMPAQ 6715b	CNU824037R	2008				
LIBRARY	LAPTOP 6, COMPAQ 6715b	CNU824036H	2008				
LIBRARY	LAPTOP 7, COMPAQ EVO N800V	5Y2AKSQE03G	2003				
LIBRARY	LAPTOP 8, MICROAGE W3000	5ANG073530	2006				
LIBRARY	LAPTOP 9 MICROAGE W3000	5ANGO73458	2006				
LIBRARY	LAPTOP 10 MICROAGE W3000	5ANG073446	2006				
LIBRARY	LAPTOP 11, MICROAGE W3000	5ANG073454	2006				
LIBRARY	IBM YOUNG EXPLORER	8143A6ULKH0980	2006				
LIBRARY	IBM YOUNG EXPLORER	8143A6ULKH0890	2006				
LIBRARY	COMPAQ DC7600 SPARE	MXL6300786	2006				
LIBRARY	COMPAQ DC7600 SPARE	MXL630075F	2006				

Replacement Schedule - Computers

DEPARTMENT	DESCRIPTION	SERIAL NO.	PURCHASED	11-12	12-13	13-14	14-15
MAIN STREET	COMPAQ DC5100 - DEBY	MXL5400B2T	2005			$ 1,000	
MUN. COURT	DELL OPTIPLEX 360 - TAFFENIE	CTR1JK1	2009				
MUN. COURT	COMPAQ DC5100 - JUDGE	MXL5490634	2006				
MUN. COURT	COMPAQ DC5100 - NICOLE	2UA6491HRG	2006			$ 1,000	
MUN. COURT	DELL D531 - DOLORES	2894MD1	2007				
MUN. COURT	DELL LATITUDE E6510	JCF8RM1	2010				
MUN. COURT	DELL OPTIPLEX 380 - DIANE	CZ16QN1	2010				
POLICE	COMPAQ D310 - BARTLETT	W247LB4ZB034	2002	$ 1,000			
POLICE	DELL OPTIPLEX 360 - CLAWSON	CTQ1JK1	2009				
POLICE	COMPAQ SR1710NX - LESHA	CNH6031F7F	2007				
POLICE	DELL DIMENSION E521 - PRIKRYL	91S0201	2007				
POLICE	DELL OPTIPLEX 360 - FIRE	JOL4CK1	2009				
POLICE	DELL OPTIPLEX 360 - POLICE	JOL7CK1	2009				
POLICE	DELL OPTIPLEX 360 - BRISTER	JOL5CK1	2009				
POLICE	DELL OPTIPLEX 360 - TOTTY	CTQ2JK1	2009				
POLICE	COMPAQ D310 - RECORDS	W247LB4ZB025	2002	$ 1,000			
POLICE	DELL OPTIPLEX 360 - BETH	CTQ1JK1	2009				
POLICE	DELL OPTIPLEX 360 - CHIEF	CTQZHKI	2009				
POLICE	DELL OPTIPLEX 360 - CLARK	JOL6CK1	2009				
POLICE	DELL OPTIPLEX 360 - JORDAN	JOL2CK1	2009				
POLICE	DELL OPTIPLEX 360 - DECHIARA	JOL3CK1	2009				
POLICE	DELL, AFIS	XPS7700V	2000				
POLICE	HP PAVILION P6000 - RAMSEY	4CE019226D	2010				
POLICE	TLETS SERVER DELL POWEREDGE 2600	D725000626601447					
POLICE	HIGERGROUND RECORDING SYSTEM	136741					
POLICE	MOTOROLA ML900 NOTEBOOK	343HHJ0966	2008				
POLICE	MOTOROLA ML900 NOTEBOOK	343HHJ1002	2008				
POLICE	MOTOROLA ML900 NOTEBOOK	343HHJ0985	2008				
POLICE	MOTOROLA ML900 NOTEBOOK	343HHJ0316	2008				
POLICE	MOTOROLA ML900 NOTEBOOK	343HHL0384	2008				
POLICE	MOTOROLA ML900 NOTEBOOK	343HHJ0970	2008				
POLICE	MOTOROLA ML900 NOTEBOOK	343HHJ0977	2008				
POLICE	MOTOROLA ML900 NOTEBOOK	343HHJ0989	2008				
POLICE	MOTOROLA ML900 NOTEBOOK	343HHJ1008	2008				
POLICE	MOTOROLA ML900 NOTEBOOK	343HHJ0975	2008				
POLICE	MOTOROLA ML900 NOTEBOOK	343HHJ0993	2008				
POLICE	MOTOROLA ML900 NOTEBOOK	343HHJ0991	2008				
POLICE	ATN PS14-2 NIGHT VISION MONOCULAR	271134	2008				
POLICE	ATN PS14-2 NIGHT VISION MONOCULAR	271235	2008				
POLICE	DELL POWEREDGE 2900 VIDEO SERVER	CN-ONP45171070-7AK-0818	2008				
POLICE	DIGITAL PATROLLER MOBILE VIDEO UNIT	DSM0807CM0568	2008				
POLICE	DIGITAL PATROLLER MOBILE VIDEO UNIT	DSM0809CM0329	2008				
POLICE	DIGITAL PATROLLER MOBILE VIDEO UNIT	DSM0804CM0817	2008				
POLICE	DIGITAL PATROLLER MOBILE VIDEO UNIT	DSM0805CM0786	2008				
POLICE	DIGITAL PATROLLER MOBILE VIDEO UNIT	DSM0805CM0792	2008				
POLICE	DIGITAL PATROLLER MOBILE VIDEO UNIT	DSM0805CM0744	2008				
POLICE	DIGITAL PATROLLER MOBILE VIDEO UNIT	DSM0807CM0570	2008				
POLICE	DIGITAL PATROLLER MOBILE VIDEO UNIT	DSM0808CM0167	2008				
POLICE	DIGITAL PATROLLER MOBILE VIDEO UNIT	DSM0806CM0246	2008				
POLICE	NETMOTION MOBILITY XE PILOT		2008				
POLICE	DIGITAL PATROLLER MOBILE VIDEO UNIT	DSM0805CM0707	2008				
POLICE	MAGICARD TANGO PRINTER/ID EXPRESS	45E5565;Q2VF9A2-95W6JD0	2008				

Replacement Schedule - Computers

DEPARTMENT	DESCRIPTION	SERIAL NO.	PURCHASED	11-12	12-13	13-14	14-15
PUBLIC INFO	DELL D520 - JEAN	9R3KHD1	2007				
PW ADMIN	DELL LATITUDE E6500 - BEVERLY	HKZNPJ1	2009				
PW ADMIN	DELL LATITUDE D820 - DANNY	5YR13D1	2007				
RECREATION	DELL LATITUDE E5500 - MIKE	CM4MLL1	2010				
RECREATION	HP NX7000 - CASEY	CND40503CY	2004				
RECREATION	DELL OPTIPLEX 755 - FRED	51KDMF1	2007				
STREET	DELL LATITUDE E5510 - LANCE	CMP1YM1	2010				
STREET	DELL OPTIPLEX 380 - LEISHA	58MNNL1	2010				
STREET	COMPAQ nc6120 - CREWLEADER	CNU616Y02W	2006				
UTILITY	COMPAQ Dc5100	2UA7041PQH	2005			$ 1,000	
UTILITY	COMPAQ D330	USW41600H5	2004		$ 1,000		
UTILITY	DELL OPTIPLEX 380 - JADE	FMVZNN1	2010				
UTILITY	COMPAQ DC5100	2UB60204H0	2006			$ 1,000	
WWTP	DELL OPTIPLEX 360	HPJTML1	2010				
WWTP	COMPAQ DC5700	MXM706084H	2007				
WWTP	COMPAQ DC5700	MXM706085R	2007				
				$ 7,500	$ 7,000	$ 12,500	$ 7,500

CEMETERY FUND

CITY OF TAYLOR
PROPOSED BUDGET WORKSHEET
AS OF: JUNE 30TH, 2011

-CEMETERY OPERATING FUND
REVENUES

	2008-2009 ACTUAL	2009-2010 ACTUAL	2010-2011 CURRENT BUDGET	2010-2011 YEAR-TO-DATE ACTUAL	2010-2011 PROJECTED YEAR END	2011-2012 REQUESTED BUDGET	2011-2012 ADMIN. RECOMENDED
0-CHARGES FOR SERVICES							
'0-340-286 GRAVE DIGGING SERVICES	73,550	72,800	77,000	56,200	73,300	73,300	
'0-340-287 GRAVESITE MARKING/LOCATING	1,220	1,825	1,700	760	1,040	1,040	
TOTAL 340-CHARGES FOR SERVICES	74,770	74,625	78,700	56,960	74,340	74,340	
0-USE OF MONEY AND PROPERTY							
'0-430-331 ACCRUED INTEREST EARNED	1,544	378	325	205	250	250	
'0-430-333 RENTAL INCOME (LEASES)	0	500	0	1,000	1,000	500	
'0-430-334 MISCELLANEOUS REVENUE	2,679	1,544	1,200	1,612	1,700	1,700	
TOTAL 430-USE OF MONEY AND PROPERTY	4,223	2,422	1,525	2,817	2,950	2,450	
0-DONATIONS FROM PRIVATE SOU							
'0-440-359 CEMETERY MISC DONATIONS	0	200	0	0	0	0	
TOTAL 440-DONATIONS FROM PRIVATE SOU	0	200	0	0	0	0	
0-INTERFUND OPERATING TRANSF							
'0-450-363 TRNSF IN FROM CEMETERY PER	30,000	30,000	30,000	22,500	22,000	22,000	
TOTAL 450-INTERFUND OPERATING TRANSF	30,000	30,000	30,000	22,500	22,000	22,000	
0-PROCEEDS GEN FIXED ASSETS							
'0-460-372 CEMETERY LOT SALE-UNRESTRI	22,365	27,188	25,000	25,760	30,000	30,000	
'0-460-373 CEMETERY LOT SALE-EXTENDED	11,825	10,361	11,000	4,723	6,000	8,000	
TOTAL 460-PROCEEDS GEN FIXED ASSETS	34,190	37,550	36,000	30,483	36,000	38,000	
TOTAL REVENUES	143,183	144,796	146,225	112,759	135,290	136,790	

-CEMETERY OPERATING FUND
761-CEMETERY OPERATING DEPT
DEPARTMENT EXPENSES

	2008-2009 ACTUAL	2009-2010 ACTUAL	2010-2011 CURRENT BUDGET	2010-2011 YEAR-TO-DATE ACTUAL	2010-2011 PROJECTED YEAR END	2011-2012 REQUESTED BUDGET	2011-2012 ADMIN. RECOMENDED
100-EMPLOYEE SERVICES							
WAGES & SALARIES							
370-761-115 LONGEVITY PAY'	0	0	0	0	0	36	
370-761-116 REGULAR PART-TIME	0	0	16,273	11,493	16,273	0	
370-761-117 TEMPORARY/SEASONAL	19,613	20,041	1,897	1,235	1,257	16,551	
TOTAL WAGES & SALARIES	19,613	20,041	18,170	12,728	17,530	16,587	
PAID BENEFITS							
370-761-121 FICA SOCIAL SECURITY	1,502	1,582	1,562	993	1,341	1,266	
370-761-122 WORKERS COMPENSATION	1,042	51	59	47	51	48	
370-761-123 STATE UNEMPLOYMENT TAXE	156	319	80	110	77	497	
370-761-124 RETIREMENT- TMRS	0	0	2,186	1,538	2,186	2,455	
370-761-128 LONG TERM DISABILITY	0	0	63	51	0	91	
TOTAL PAID BENEFITS	2,701	1,953	3,950	2,739	3,655	4,357	
TOTAL 100-EMPLOYEE SERVICES	22,314	21,994	22,120	15,467	21,185	20,944	
200-OPERATIONAL SUPPLIES							
OFFICE SUPPLIES							
370-761-211 GENERAL OFFICE SUPPLIES	237	484	300	183	300	400	
TOTAL OFFICE SUPPLIES	237	484	300	183	300	400	
SPECIALTY SUPPLIES							
370-761-253 CHEMICALS	11	1,459	1,604	294	1,604	3,000	
TOTAL SPECIALTY SUPPLIES	11	1,459	1,604	294	1,604	3,000	
OPERATIONAL EQUIPMENT(ADMIN)							
370-761-264 COMPUTER ACCESSORIES	362	0	275	0	0	0	
TOTAL OPERATIONAL EQUIPMENT(AD	362	0	275	0	0	0	
OPERATIONAL EQUIPMENT(FIELD)							
370-761-279 OTHER OPERATIONAL EQUIP	31	40	100	0	100	400	
TOTAL OPERATIONAL EQUIPMENT(FI	31	40	100	0	100	400	
TOTAL 200-OPERATIONAL SUPPLIES	641	1,983	2,279	477	2,004	3,800	
300-FACILITIES OPERATIONS/MAIN							

PROPOSED BUDGET WORKSHEET
AS OF: JUNE 30TH, 2011

1-CEMETERY OPERATING FUND
761-CEMETERY OPERATING DEPT
DEPARTMENT EXPENSES

	2008-2009 ACTUAL	2009-2010 ACTUAL	2010-2011 CURRENT BUDGET	2010-2011 YEAR-TO-DATE ACTUAL	2010-2011 PROJECTED YEAR END	2011-2012 REQUESTED BUDGET	2011-2012 ADMIN. RECOMENDED
UTILITIES							
370-761-321 LIGHT & POWER	958	1,189	1,400	805	1,400	1,400	
370-761-323 TRUNK TELEPHONE SYSTEM	579	573	600	564	820	600	
370-761-324 CELL PHONES	0	0	396	288	396	440	
TOTAL UTILITIES	1,537	1,761	2,396	1,657	2,616	2,440	
FACILITY REPAIR/IMPROVEMENTS							
370-761-349 MISC REPAIRS/MAINTENANC	448	342	600	288	600	600	
TOTAL FACILITY REPAIR/IMPROVEM	448	342	600	288	600	600	
JANITORIAL SUPPLIES/SERVICES							
TOTAL 300-FACILITIES OPERATION	1,986	2,103	2,996	1,945	3,216	3,040	
400-EQUIPMENT OPERATIONS/MAINT							
EQUIPMENT RENTAL							
370-761-414 MOTOR VEHICLE RENTAL	2,724	1,837	2,000	1,494	2,064	3,100	
370-761-419 REPLACEMENT FUND CONTRI	648	0	0	0	0	0	
TOTAL EQUIPMENT RENTAL	3,372	1,837	2,000	1,494	2,064	3,100	
FUEL, OIL & LUBRICANTS							
TOTAL 400-EQUIPMENT OPERATIONS	3,372	1,837	2,000	1,494	2,064	3,100	
500-CONTRACT SERVICES AND FEES							
FEES FOR SERVICES							
370-761-521 COUNTY RECORDING FEES	744	768	850	848	1,050	1,050	
370-761-522 INSURANCE AND BONDS	449	350	1,500	1,239	1,500	1,600	
370-761-523 OUTSIDE PRINTING	0	70	0	0	0	0	
TOTAL FEES FOR SERVICES	1,193	1,188	2,350	2,087	2,550	2,650	
CONTRACT SERVICES							
370-761-534 GRAVE DIGGING SERVICES	48,900	53,950	55,700	41,000	55,700	55,700	
370-761-539 OTHER CONTRACT SERVICES	21,128	28,247	32,400	4,697	8,571	32,400	
TOTAL CONTRACT SERVICES	70,028	82,197	88,100	45,697	64,271	88,100	
TOTAL 500-CONTRACT SERVICES AN	71,221	83,385	90,450	47,784	66,821	90,750	

PROPOSED BUDGET WORKSHEET
AS OF: JUNE 30TH, 2011

-CEMETERY OPERATING FUND
761-CEMETERY OPERATING DEPT
DEPARTMENT EXPENSES

	2008-2009 ACTUAL	2009-2010 ACTUAL	2010-2011 CURRENT BUDGET	2010-2011 YEAR-TO-DATE ACTUAL	2010-2011 PROJECTED YEAR END	2011-2012 REQUESTED BUDGET	2011-2012 ADMIN. RECOMENDED
600-DEPRECIATION/BAD DEBT EXPE							
DEPRECIATION							
800-CONTRIBUTIONS & CONTINGENC							
CONTRIBUTIONS/TRANSFERS							
370-761-815 TRANSFER OUT	78,883	40,000	140,000	30,000	40,000	40,000	
TOTAL CONTRIBUTIONS/TRANSFERS	78,883	40,000	140,000	30,000	40,000	40,000	
INTERFUND CHARGES							
TOTAL 800-CONTRIBUTIONS & CONT	78,883	40,000	140,000	30,000	40,000	40,000	
TAL 761-CEMETERY OPERATING DEPT	178,417	151,302	259,845	97,166	135,290	161,634	
TOTAL EXPENDITURES	178,417	151,302	259,845	97,166	135,290	161,634	
*** TOTAL PROFIT / (LOSS) ***	(35,234)	(6,506)	(113,620)	15,593	0	(24,844)	

SPECIAL REVENUE FUNDS

PROPOSED BUDGET WORKSHEET
AS OF: JUNE 30TH, 2011

7-TIF (TAX INCREMENT FUND)
REVENUES

	2008-2009 ACTUAL	2009-2010 ACTUAL	2010-2011 CURRENT BUDGET	2010-2011 YEAR-TO-DATE ACTUAL	2010-2011 PROJECTED YEAR END	2011-2012 REQUESTED BUDGET	2011-2012 ADMIN. RECOMENDED
10-TAXES							
19-310-111 CURRENT PROPERTY TAX	56,662	61,606	63,946	57,504	57,504	57,504	
TOTAL 310-TAXES	56,662	61,606	63,946	57,504	57,504	57,504	
30-INTERGOVERNMENTAL REVENUES							
19-330-238 LOCAL REIMBURSEMENT/REFUND	34,275	38,211	38,211	34,620	34,620	34,620	
TOTAL 330-INTERGOVERNMENTAL REVENUES	34,275	38,211	38,211	34,620	34,620	34,620	
30-USE OF MONEY AND PROPERTY							
19-430-331 INTEREST INCOME	965	444	400	285	380	300	
TOTAL 430-USE OF MONEY AND PROPERTY	965	444	400	285	380	300	
TOTAL REVENUES	91,902	100,261	102,557	92,408	92,504	92,424	

PROPOSED BUDGET WORKSHEET
AS OF: JUNE 30TH, 2011

9-TIF (TAX INCREMENT FUND)
500-CONTRACT SERVICES
DEPARTMENT EXPENSES

	2008-2009 ACTUAL	2009-2010 ACTUAL	2010-2011 CURRENT BUDGET	2010-2011 YEAR-TO-DATE ACTUAL	2010-2011 PROJECTED YEAR END	2011-2012 REQUESTED BUDGET	2011-2012 ADMIN. RECOMENDED
500-CONTRACT SERVICES AND FEES							
CONTRACT SERVICES							
119-520-539 OTHER CONTRACT SERVICES	0	19,500	31,500	4,500	73,450	20,000	
TOTAL CONTRACT SERVICES	0	19,500	31,500	4,500	73,450	20,000	
TOTAL 500-CONTRACT SERVICES AN	0	19,500	31,500	4,500	73,450	20,000	
TOTAL 500-CONTRACT SERVICES	0	19,500	31,500	4,500	73,450	20,000	
TOTAL EXPENDITURES	0	19,500	31,500	4,500	73,450	20,000	
*** TOTAL PROFIT / (LOSS) ***	91,902	80,761	71,057	87,908	19,054	72,424	

)-HOTEL/MOTEL FUND
REVENUES

	2009-2009 ACTUAL	2009-2010 ACTUAL	2010-2011 CURRENT BUDGET	2010-2011 YEAR-TO-DATE ACTUAL	2010-2011 PROJECTED YEAR END	2011-2012 REQUESTED BUDGET	2011-2012 ADMIN. RECOMENDED
10-TAXES							
20-310-143 HOTEL OCCUPANCY TAX	74,467	90,244	80,000	45,693	80,000	80,000	
20-310-274 LATE PAYMENT PENALTY	3,066	3,113	0	539	0	0	
TOTAL 310-TAXES	77,533	93,357	80,000	46,232	80,000	80,000	
20-ASSESSMENTS							
20-420-326 SPECIAL ASSESSMENTS	2,500	0	0	0	0	0	
TOTAL 420-ASSESSMENTS	2,500	0	0	0	0	0	
30-USE OF MONEY AND PROPERTY							
TOTAL REVENUES	80,033	93,357	80,000	46,232	80,000	80,000	

)-HOTEL/MOTEL FUND
612-HOTEL/MOTEL TAX
DEPARTMENT EXPENSES

	2008-2009 ACTUAL	2009-2010 ACTUAL	2010-2011 CURRENT BUDGET	2010-2011 YEAR-TO-DATE ACTUAL	2010-2011 PROJECTED YEAR END	2011-2012 REQUESTED BUDGET	2011-2012 ADMIN. RECOMENDED
500-CONTRACT SERVICES AND FEES							
PROFESSIONAL SERVICES							
120-612-511 LEGAL FEES	1,644	0	0	0	0	0	
120-612-512 ENGINEERING	0	0	0	1,500	1,500	0	
TOTAL PROFESSIONAL SERVICES	1,644	0	0	1,500	1,500	0	
FEES FOR SERVICES							
CONTRACT SERVICES							
TOTAL 500-CONTRACT SERVICES AN	1,644	0	0	1,500	1,500	0	
800-CONTRIBUTIONS & CONTINGENC							
CONTRIBUTIONS/TRANSFERS							
120-612-812 PASS THROUGHS- AGENCY	55,850	66,840	60,000	27,998	60,000	60,000	
120-612-815 INTERFUND TRANSFER OUT	0	0	9,000	6,750	9,500	0	
TOTAL CONTRIBUTIONS/TRANSFERS	55,850	66,840	69,000	34,748	69,500	60,000	
TOTAL 800-CONTRIBUTIONS & CONT	55,850	66,840	69,000	34,748	69,500	60,000	
DTAL 612-HOTEL/MOTEL TAX	57,494	66,840	69,000	36,248	71,000	60,000	
TOTAL EXPENDITURES	57,494	66,840	69,000	36,248	71,000	60,000	
*** TOTAL PROFIT / (LOSS) ***	22,539	26,517	11,000	9,984	9,000	20,000	

.-TEXAS CAPITAL FUND
REVENUES

	2008-2009 ACTUAL	2009-2010 ACTUAL	2010-2011 CURRENT BUDGET	2010-2011 YEAR-TO-DATE ACTUAL	2010-2011 PROJECTED YEAR END	2011-2012 REQUESTED BUDGET	2011-2012 ADMIN. RECOMENDED
30-INTERGOVERNMENTAL REVENUES							
30-USE OF MONEY AND PROPERTY							
21-430-333 RENTAL INCOME (LEASE)	25,021	25,102	25,021	18,767	25,021	25,021	
TOTAL 430-USE OF MONEY AND PROPERTY	25,021	25,102	25,021	18,767	25,021	25,021	
TOTAL REVENUES	25,021	25,102	25,021	18,767	25,021	25,021	

-TEXAS CAPITAL FUND
610-LEASE PAYMENT T J C
DEPARTMENT EXPENSES

	2008-2009 ACTUAL	2009-2010 ACTUAL	2010-2011 CURRENT BUDGET	2010-2011 YEAR-TO-DATE ACTUAL	2010-2011 PROJECTED YEAR END	2011-2012 REQUESTED BUDGET	2011-2012 ADMIN. RECOMENDED
500-CONTRACT SERVICES AND FEES							
CONTRACT SERVICES							
900-DEBT SERVICE							
LONG TERM DEBT/CAPITAL LEASE							
121-610-923 LONG TERM CAPITAL LEASE	25,021	25,023	25,021	18,767	25,021	25,021	
TOTAL LONG TERM DEBT/CAPITAL L	25,021	25,023	25,021	18,767	25,021	25,021	
TOTAL 900-DEBT SERVICE	25,021	25,023	25,021	18,767	25,021	25,021	
TAL 610-LEASE PAYMENT T J C	25,021	25,023	25,021	18,767	25,021	25,021	
TOTAL EXPENDITURES	25,021	25,023	25,021	18,767	25,021	25,021	
*** TOTAL PROFIT / (LOSS) ***	0	80	0	0	0	0	

1-MAIN STREET REVENUE FUND
REVENUES

	2008-2009 ACTUAL	2009-2010 ACTUAL	2010-2011 CURRENT BUDGET	2010-2011 YEAR-TO-DATE ACTUAL	2010-2011 PROJECTED YEAR END	2011-2012 REQUESTED BUDGET	2011-2012 ADMIN. RECOMENDED
30-INTERGOVERNMENTAL REVENUES							
23-330-236 OTHER CONTRIBUTIONS	0	2,500	0	0	0	0	
TOTAL 330-INTERGOVERNMENTAL REVENUES	0	2,500	0	0	0	0	
30-USE OF MONEY AND PROPERTY							
40-DONATIONS FROM PRIVATE SOU							
23-440-355 HERITAGE SQ CHRISTMAS LIGH	0	6,294	10,000	2,261	2,261	2,000	
23-440-357 SALES AND OTHER FUNDRAISIN	5,318	3,731	2,000	2,530	2,630	3,000	
23-440-358 TAYLOR ZEST FESTIVAL	14,786	16,154	10,000	16,138	18,638	16,000	
TOTAL 440-DONATIONS FROM PRIVATE SOU	20,104	26,178	22,000	20,929	23,529	21,000	
TOTAL REVENUES	20,104	28,678	22,000	20,929	23,529	21,000	

PROPOSED BUDGET WORKSHEET
AS OF: JUNE 30TH, 2011

-MAIN STREET REVENUE FUND
615-CONTRIBUTE TO CIVIC PROGRA
DEPARTMENT EXPENSES

	2008-2009 ACTUAL	2009-2010 ACTUAL	2010-2011 CURRENT BUDGET	2010-2011 YEAR-TO-DATE ACTUAL	2010-2011 PROJECTED YEAR END	2011-2012 REQUESTED BUDGET	2011-2012 ADMIN. RECOMENDED
100-EMPLOYEE SERVICES							
TRAINING/PROFESSIONAL DEVELOPM							
123-615-141 WORKSHOP TRAINING	502	1,138	1,200	100	100	0	
123-615-146 TRAINING - TRANSPORTATI	0	54	0	0	0	0	
TOTAL TRAINING/PROFESSIONAL DE	502	1,192	1,200	100	100	0	
TOTAL 100-EMPLOYEE SERVICES	502	1,192	1,200	100	100	0	
200-OPERATIONAL SUPPLIES							
PROGRAM/SPECIAL EVENTS							
123-615-233 CITY SPONSORED EVENTS	692	9,674	10,000	1,693	1,568	5,000	
123-615-234 FUND RAISING GOODS	897	2,429	1,500	0	500	500	
123-615-236 BLOOMIN' FESTIVAL	8,403	13,552	7,000	7,768	9,368	10,000	
TOTAL PROGRAM/SPECIAL EVENTS	9,992	25,655	18,500	9,461	11,436	15,500	
TOTAL 200-OPERATIONAL SUPPLIES	9,992	25,655	18,500	9,461	11,436	15,500	
500-CONTRACT SERVICES AND FEES							
FEES FOR SERVICES							
800-CONTRIBUTIONS & CONTINGENC							
CONTRIBUTIONS/TRANSFERS							
123-615-819 CONTRIBUTIONS-FACADE GR	160	7,288	4,500	10,967	14,193	20,000	
TOTAL CONTRIBUTIONS/TRANSFERS	160	7,288	4,500	10,967	14,193	20,000	
TOTAL 800-CONTRIBUTIONS & CONT	160	7,288	4,500	10,967	14,193	20,000	
TOTAL 615-CONTRIBUTE TO CIVIC PROGRA	10,653	34,135	24,200	20,528	25,729	35,500	
TOTAL EXPENDITURES	10,653	34,135	24,200	20,528	25,729	35,500	
*** TOTAL PROFIT / (LOSS) ***	9,450	(5,457)	(2,200)	401	(2,200)	(14,500)	

-CEMETERY LAND PURCHASES
REVENUES

	2008-2009 ACTUAL	2009-2010 ACTUAL	2010-2011 CURRENT BUDGET	2010-2011 YEAR-TO-DATE ACTUAL	2010-2011 PROJECTED YEAR END	2011-2012 REQUESTED BUDGET	2011-2012 ADMIN. RECOMENDED
10-USE OF MONEY AND PROPERTY							
60-PROCEEDS GEN FIXED ASSETS							
24-460-373 CEMETERY LOT SALES	2,442	2,682	2,430	2,177	2,430	2,600	
TOTAL 460-PROCEEDS GEN FIXED ASSETS	2,442	2,682	2,430	2,177	2,430	2,600	
TOTAL REVENUES	2,442	2,682	2,430	2,177	2,430	2,600	

-CEMETERY LAND PURCHASES
613-LAND PURCHASES
DEPARTMENT EXPENSES

	2008-2009 ACTUAL	2009-2010 ACTUAL	2010-2011 CURRENT BUDGET	2010-2011 YEAR-TO-DATE ACTUAL	2010-2011 PROJECTED YEAR END	2011-2012 REQUESTED BUDGET	2011-2012 ADMIN. RECOMENDED
700-CAPITAL OUTLAY							
CAPITAL IMPROVEMENTS/ACQUISITI							
124-613-741 LAND & REAL PROPERTY	0	0	0	42,460	42,460	0	
TOTAL CAPITAL IMPROVEMENTS/ACQ	0	0	0	42,460	42,460	0	
TOTAL 700-CAPITAL OUTLAY	0	0	0	42,460	42,460	0	
TAL 613-LAND PURCHASES	0	0	0	42,460	42,460	0	
TOTAL EXPENDITURES	0	0	0	42,460	42,460	0	
*** TOTAL PROFIT / (LOSS) ***	2,442	2,682	2,430	(40,282)	(40,030)	2,600	

-MUNICIPAL CRT SPECIAL FEE
REVENUES

	2008-2009 ACTUAL	2009-2010 ACTUAL	2010-2011 CURRENT BUDGET	2010-2011 YEAR-TO-DATE ACTUAL	2010-2011 PROJECTED YEAR END	2011-2012 REQUESTED BUDGET	2011-2012 ADMIN. RECOMENDED
.0-FINES AND FORFEITURES							
5-410-412 BUILDING SECURITY FEES	8,413	6,988	7,500	7,365	9,000	9,000	
5-410-413 TECHNOLOGY FEES	11,218	9,318	10,000	10,160	12,000	12,000	
TOTAL 410-FINES AND FORFEITURES	19,631	16,306	17,500	17,525	21,000	21,000	
0-USE OF MONEY AND PROPERTY							
TOTAL REVENUES	19,631	16,306	17,500	17,525	21,000	21,000	

PROPOSED BUDGET WORKSHEET
AS OF: JUNE 30TH, 2011

-MUNICIPAL CRT SPECIAL FEE
625-MUNICIPAL COURT BLDG SECUR
DEPARTMENT EXPENSES

	2008-2009 ACTUAL	2009-2010 ACTUAL	2010-2011 CURRENT BUDGET	2010-2011 YEAR-TO-DATE ACTUAL	2010-2011 PROJECTED YEAR END	2011-2012 REQUESTED BUDGET	2011-2012 ADMIN. RECOMENDED
500-CONTRACT SERVICES AND FEES							
CONTRACT SERVICES							
700-CAPITAL OUTLAY							
OFFICE FURNITURE/EQUIPMENT							
125-625-719 OTHER CAPITAL OUTLAY	0	3,103	0	0	0	0	
TOTAL OFFICE FURNITURE/EQUIPME	0	3,103	0	0	0	0	
TOTAL 700-CAPITAL OUTLAY	0	3,103	0	0	0	0	
TAL 625-MUNICIPAL COURT BLDG SECUR	0	3,103	0	0	0	0	

PROPOSED BUDGET WORKSHEET
AS OF: JUNE 30TH, 2011

-MUNICIPAL CRT SPECIAL FEE
626-MUNICIPAL COURT TECHNOLOGY
DEPARTMENT EXPENSES

	2008-2009 ACTUAL	2009-2010 ACTUAL	2010-2011 CURRENT BUDGET	2010-2011 YEAR-TO-DATE ACTUAL	2010-2011 PROJECTED YEAR END	2011-2012 REQUESTED BUDGET	2011-2012 ADMIN. RECOMENDED
100-EMPLOYEE SERVICES							
TRAINING/PROFESSIONAL DEVELOPM							
125-626-141 WORKSHOP/TRAINING	0	6,174	0	0	0	0	
TOTAL TRAINING/PROFESSIONAL DE	0	6,174	0	0	0	0	
TOTAL 100-EMPLOYEE SERVICES	0	6,174	0	0	0	0	
200-OPERATIONAL SUPPLIES							
OPERATIONAL EQUIPMENT(ADMIN)							
125-626-267 COMPUTERS	1,072	2,788	765	765	765	0	
125-626-269 OTHER OFFICE EQUIPMENT	1,000	498	2,060	1,878	2,060	0	
TOTAL OPERATIONAL EQUIPMENT(AD	2,072	3,286	2,825	2,643	2,825	0	
TOTAL 200-OPERATIONAL SUPPLIES	2,072	3,286	2,825	2,643	2,825	0	
500-CONTRACT SERVICES AND FEES							
CONTRACT SERVICES							
125-626-532 SOFTWARE MAINT/LICENSIN	0	1,376	5,638	0	70	0	
125-626-539 OTHER CONTRACT SERVICES	0	0	17,135	0	0	0	
TOTAL CONTRACT SERVICES	0	1,376	22,773	0	70	0	
TOTAL 500-CONTRACT SERVICES AN	0	1,376	22,773	0	70	0	
700-CAPITAL OUTLAY							
OFFICE FURNITURE/EQUIPMENT							
125-626-712 COMMUNICATION EQUIP	0	0	5,585	5,585	5,585	0	
TOTAL OFFICE FURNITURE/EQUIPME	0	0	5,585	5,585	5,585	0	
TOTAL 700-CAPITAL OUTLAY	0	0	5,585	5,585	5,585	0	
OTAL 626-MUNICIPAL COURT TECHNOLOGY	2,072	10,836	31,183	8,228	8,480	0	
TOTAL EXPENDITURES	2,072	13,939	31,183	8,228	8,480	0	
*** TOTAL PROFIT / (LOSS) ***	17,559	2,367	(13,683)	9,298	12,520	21,000	

PROPOSED BUDGET WORKSHEET
AS OF: JUNE 30TH, 2011

-LIBRARY GRANT/DONATION
REVENUES

	2008-2009 ACTUAL	2009-2010 ACTUAL	2010-2011 CURRENT BUDGET	2010-2011 YEAR-TO-DATE ACTUAL	2010-2011 PROJECTED YEAR END	2011-2012 REQUESTED BUDGET	2011-2012 ADMIN. RECOMENDED
30-INTERGOVERNMENTAL REVENUES							
29-330-227 GRANTS	17,635	16,102	10,000	6,850	6,850	0	
29-330-229 OTHER STATE GRANTS	0	426	0	0	0	5,000	
TOTAL 330-INTERGOVERNMENTAL REVENUES	17,635	16,528	10,000	6,850	6,850	5,000	
30-USE OF MONEY AND PROPERTY							
29-430-331 INTEREST INCOME	198	49	0	278	380	300	
29-430-334 COLLECTIONS/ GENERAL REVEN	10,945	0	0	965	0	0	
TOTAL 430-USE OF MONEY AND PROPERTY	11,143	49	0	1,243	380	300	
40-DONATIONS FROM PRIVATE SOU							
29-440-355 LOUIS NED BEQUEST	0	0	0	346,199	346,199	0	
29-440-359 MISCELLANEOUS DONATIONS	88	600	0	800	0	0	
TOTAL 440-DONATIONS FROM PRIVATE SOU	88	600	0	346,999	346,199	0	
TOTAL REVENUES	28,866	17,177	10,000	355,092	353,429	5,300	

-LIBRARY GRANT/DONATION
624-LIBRARY
DEPARTMENT EXPENSES

	2008-2009 ACTUAL	2009-2010 ACTUAL	2010-2011 CURRENT BUDGET	2010-2011 YEAR-TO-DATE ACTUAL	2010-2011 PROJECTED YEAR END	2011-2012 REQUESTED BUDGET	2011-2012 ADMIN. RECOMENDED
200-OPERATIONAL SUPPLIES							
CONSTRUCTION SUPPLIES							
129-624-226 MISC HARDWARE	0	0	0	365	365	0	
TOTAL CONSTRUCTION SUPPLIES	0	0	0	365	365	0	
SPECIALTY SUPPLIES							
129-624-259 MISC. SUPPLIES	1,050	2,606	1,000	5,750	6,000	0	
TOTAL SPECIALTY SUPPLIES	1,050	2,606	1,000	5,750	6,000	0	
OPERATIONAL EQUIPMENT(ADMIN)							
129-624-261 OFFICE FURNITURE	0	0	0	965	965	0	
129-624-267 COMPUTERS	0	0	0	13,433	13,433	0	
TOTAL OPERATIONAL EQUIPMENT(AD	0	0	0	14,398	14,398	0	
TOTAL 200-OPERATIONAL SUPPLIES	1,050	2,606	1,000	20,514	20,763	0	
500-CONTRACT SERVICES AND FEES							
CONTRACT SERVICES							
129-624-532 SOFTWARE MAINT/LICENSE	0	0	0	930	930	0	
129-624-539 OTHER CONTRACT SERVICES	5,537	2,832	2,000	605	2,000	2,500	
TOTAL CONTRACT SERVICES	5,537	2,832	2,000	1,535	2,930	2,500	
TOTAL 500-CONTRACT SERVICES AN	5,537	2,832	2,000	1,535	2,930	2,500	
700-CAPITAL OUTLAY							
OFFICE FURNITURE/EQUIPMENT							
129-624-715 GRANT EQUIPMENT	0	878	0	2,033	2,033	0	
129-624-718 LIBRARY BOOKS	4,380	11,572	7,000	2,342	20,000	2,500	
TOTAL OFFICE FURNITURE/EQUIPME	4,380	12,450	7,000	4,374	22,033	2,500	
TOTAL 700-CAPITAL OUTLAY	4,380	12,450	7,000	4,374	22,033	2,500	
800-CONTRIBUTIONS & CONTINGENC							
CONTRIBUTIONS/TRANSFERS							
OTAL 624-LIBRARY	10,968	17,888	10,000	26,422	45,726	5,000	
TOTAL EXPENDITURES	10,968	17,888	10,000	26,422	45,726	5,000	

*** TOTAL PROFIT / (LOSS) ***	17,898	(711)	0	328,670	307,703	300	

Proprietary Funds:

Utility Fund
Airport Fund
Municipal Drainage Utility Fund

UTILITY FUND

Revenue Assumptions

Charges for Services

- **Water Income**

Utility Fund revenues for FY2011-12 budget are proposed with a slight decrease of $18,300 from the adopted FY2010-11 budget. Water income is very elastic, and depends a great deal on what the weather does. Water income for FY2011-12 is proposed at 3,852,616 which contain no increased in water rates.

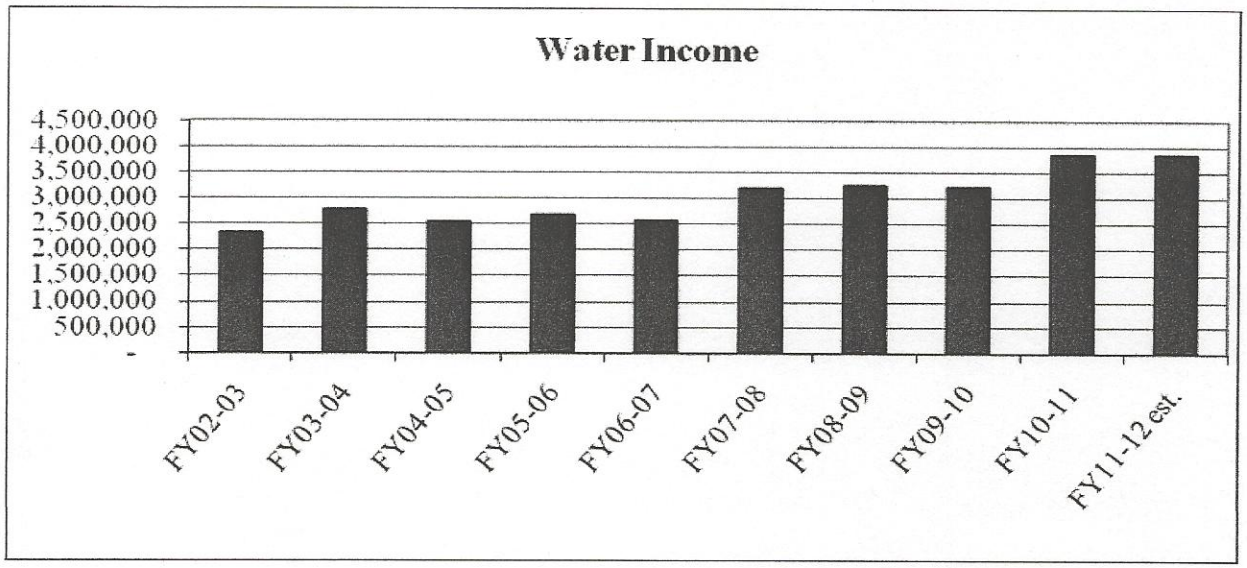

- **Sewer Income**

Sewer income for FY2011-12 is proposed at $2,269,562. Billable gallons are computed base on water consumption average for the months of December, January, and February. No rates increases are proposed in the FY2011-12 budget.

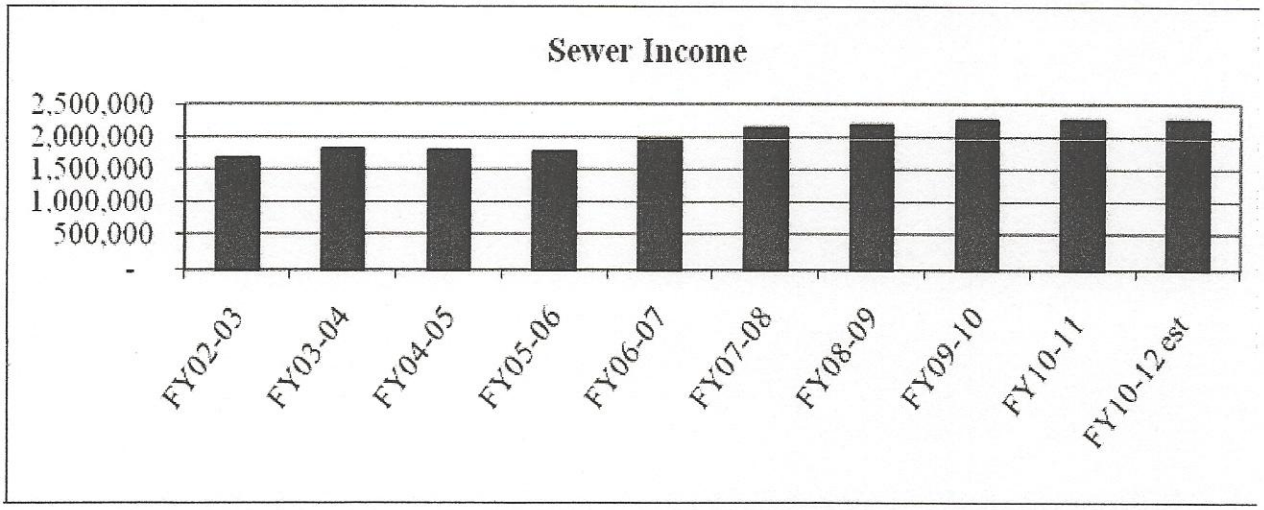

- **Wholesale Water Charges**

Wholesale water charge for FY2010-11 is proposed at $350,000 which is an increase over the FY2010-11 adopted budget. This revenue is derived from three contracts the city has for the sale of water.

Also, in the category for charges for services are late payment fees, connection fees, admin fee, transfer fees, bulk sewer disposal fees, credit card processing fees and miscellaneous water service charges. The total budgeted within these line items for these services are $293,000 which is a slight decrease of $1,500 from the FY2010-11 adopted budget.

Assessments

The total proposed amount in FY2011-12 for this category is $17,000. This is an increase of $1,500 or 9.6% over the FY2010-11 adopted budget.

Use of Money & Property-*(interest income, rental income, misc. income)*

The total budgeted amount in FY2010-11 for this category is $91,000 and the amount budgeted for FY2011-12 is $51,700. The decrease in this category is interest income. Interest rates remain low and proceeds from bond issuance are required to be available for payments on projects.

Proceeds from Sale of Fixed Assets

For the FY2011-12 this category is budgeted at $4,000 which is an increase over the adopted budget by $1,000.

The Utility Fund revenues are proposed at $6,837,878 for the FY 2011-12 budget.

0-PUBLIC UTILITIES FUND
REVENUES

	2008-2009 ACTUAL	2009-2010 ACTUAL	2010-2011 CURRENT BUDGET	2010-2011 YEAR-TO-DATE ACTUAL	2010-2011 PROJECTED YEAR END	2011-2012 REQUESTED BUDGET	2011-2012 ADMIN. RECOMENDED
30-INTERGOVERNMENTAL REVENUES							
40-330-238 LOCAL REIMBURSE/CONTRIBUTI	6,243	0	0	0	0	0	
TOTAL 330-INTERGOVERNMENTAL REVENUES	6,243	0	0	0	0	0	
40-CHARGES FOR SERVICES							
40-340-271 WATER SERVICE CHARGES	3,239,992	3,220,141	3,852,616	2,257,880	3,852,616	3,852,616	
40-340-272 CONNECT FEES	115,332	53,122	55,000	15,595	18,500	18,500	
40-340-273 TRANSFER FEES	3,201	4,608	4,700	2,680	3,300	3,300	
40-340-274 LATE PAYMENT FEES	146,184	127,737	145,000	113,187	145,000	145,000	
40-340-275 SEWER SERVICE CHARGES	2,189,031	2,276,894	2,269,562	1,513,736	2,269,562	2,269,562	
40-340-276 WHOLESALE WATER CHARGES	291,057	377,791	330,000	272,289	350,000	350,000	
40-340-277 ADMIN FEE	0	0	0	68,535	85,000	85,000	
40-340-279 BULK SEWER DISPOSAL FEE	11,250	8,280	9,500	3,120	3,700	3,700	
40-340-280 MISC. WATER SERVICE FEES	0	63,496	65,000	14,140	20,000	20,000	
40-340-289 CREDIT CARD PROCESSING FEE	10,899	15,627	15,300	13,350	17,500	17,500	
TOTAL 340-CHARGES FOR SERVICES	6,006,946	6,147,696	6,746,678	4,274,512	6,765,178	6,765,178	
20-ASSESSMENTS							
40-420-321 WATER TAP FEES	3,698	4,412	6,000	7,142	8,621	8,700	
40-420-322 SEWER TAP FEES	3,716	2,787	3,000	2,851	3,870	3,800	
40-420-325 METER FEES	6,360	5,480	6,500	3,213	4,500	4,500	
40-420-326 OTHER SPECIAL ASSESSMENTS	0	1,626	0	0	0	0	
TOTAL 420-ASSESSMENTS	13,774	14,305	15,500	13,206	16,991	17,000	
30-USE OF MONEY AND PROPERTY							
40-430-331 OPERATING FUND INTEREST	64,899	16,281	35,000	8,060	11,000	8,000	
40-430-333 RENTAL INCOME (LEASES)	36,000	38,700	36,000	18,000	38,700	38,700	
40-430-334 MISCELLANEOUS REVENUE	18,304	16,852	20,000	2,889	4,000	5,000	
TOTAL 430-USE OF MONEY AND PROPERTY	119,203	71,833	91,000	28,950	53,700	51,700	
50-INTERFUND OPERATING TRANSF							
40-450-365 INTERFUND TRANSFER IN	419,691	225,000	0	0	0	0	
TOTAL 450-INTERFUND OPERATING TRANSF	419,691	225,000	0	0	0	0	
60-PROCEEDS GEN FIXED ASSETS							
40-460-376 BULK WATER SALES	5,528	375	3,000	1,451	3,000	4,000	
TOTAL 460-PROCEEDS GEN FIXED ASSETS	5,528	375	3,000	1,451	3,000	4,000	

PROPOSED BUDGET WORKSHEET
AS OF: JUNE 30TH, 2011

)-PUBLIC UTILITIES FUND
REVENUES

	2008-2009 ACTUAL	2009-2010 ACTUAL	2010-2011 CURRENT BUDGET	2010-2011 YEAR-TO-DATE ACTUAL	2010-2011 PROJECTED YEAR END	2011-2012 REQUESTED BUDGET	2011-2012 ADMIN. RECOMENDED
70-PROCEEDS GEN LONG TERM LIA							
TOTAL REVENUES	6,571,384	6,459,208	6,856,178	4,318,118	6,838,869	6,837,878	

Comparative Retail Rates
City of Taylor

07/08/2011

	THEN						NOW
	Rates as of 10-10-02	Rates as of 9/23/03	Rates as of 10/25/2004	Rates as of 11/28/2006	Rates as of 9/25/2007	Rates as of 10/1/2009	Effective as of 10/1/2010
WATER RATES:	**FY 2002-03**	**FY 2003-04**	**FY 2004-05**	**FY 2006-07**	**FY 2007-08**	**FY 2009-10**	**FY 2010-11**
Percentage of increase/decrease in rates		**18.9%**	**-38.4%**	**10.0%**	**10.0%**	**10.0%**	**10.0%**
Meter size 5/8" x 3/4"	$ 19.50	$ 23.19	$ 16.76	$ 18.44	$ 20.28	**$ 22.31**	**$ 24.54**
1"	$ 32.10	$ 33.56	$ 23.08	$ 25.39	$ 27.93	**$ 30.72**	**$ 33.79**
1 1/2"	$ 68.10	$ 59.26	$ 38.73	$ 42.60	$ 46.86	**$ 51.55**	**$ 56.71**
2"	$ 118.50	$ 90.22	$ 57.59	$ 63.35	$ 69.69	**$ 76.66**	**$ 84.33**
3"	$ 262.50	$ 162.51	$ 101.63	$ 111.79	$ 122.97	**$ 135.27**	**$ 148.80**
4"	$ 464.10	$ 265.76	$ 164.53	$ 180.98	$ 199.08	**$ 218.99**	**$ 240.89**
6"	$ 649.94	$ 523.66	$ 321.63	$ 353.79	$ 389.17	**$ 428.09**	**$ 470.90**
Base Rate - inc. 2,000 gal							
Volume Charge per 1,000 gal	$2.25	$ 3.61	$ 3.42	$ 3.76	$ 4.14	**$ 4.55**	**$ 5.01**
LUE Surcharge(Multi Family Dwelling	$ 5.00	$ 10.84	$ 6.60	$ 7.26	$ 7.99	**$ 8.79**	**$ 9.67**

SEWER RATES:*

Percentage of increase/decrease in rates		**2.9%**	**-5.4%**	**15.0%**	**10.0%**	**10.0%**	**10.0%**
Base Rate - inc. 2,000 gal.	$12.07	$ 12.42	$ 11.78	$ 13.55	$ 14.91	**$ 14.91**	**$ 16.40**
Volume Charge per 1,000 gal.	$3.69	$ 4.14	$ 3.82	$ 4.39	$ 4.83	**$ 4.83**	**$ 5.31**

*** Residential charge is based on winter month's average water usage (Dec-Feb)**

UTILITY FUND EXPENDITURES

Expenditure Assumptions

100-Employee Services- Cost directly related to the employment of personnel to perform assigned functions and task.
The total employee services proposed is $1,170,809 for FY2011-12 an increase of $49,245 or 4.4% over the prior year adopted budget. Health insurance, long term disability insurance and training accounts for this increase in this category. There are two full time positions frozen in the utility fund.

200-Operational Supplies- Cost of consumable items needed during performance of regular functions and duties of each department.
The operational supplies are proposed at $1,618,033 for the FY2011-12, which is a decrease of $59,046 or 3.5% from the prior year adopted budget of $1,677,079. The major expense in this category is the purchase of treated water from the Brazos River Authority which is proposed at $1,290,900 which is a 2.3% increase from the projected FY2010-11.

300-Facilities Operational/Maintenance-Cost associated with the operation of facilities where city services are provided.
The facilities maintenance category is proposed $317,169 for the FY2011-12, which is an increase of $4,826 or 1.5% over the prior year adopted budget of $312,343.

400-Equipment Operations/Maintenance- Costs associated with the operation of vehicles and equipment used in providing city services.

The equipment operations and maintenance category is proposed at $154,966, which is an increase of $11,506 or 8% over the prior year adopted budget of $143,460. The increases are reflected in the equipment rental for this category.

500-Contract Services & Fees- Costs incurred by engaging the services of outside agents or agencies.
Total services for FY2011-12 are proposed at $265,114, which is an increase from the prior year adopted budget by $3,474 or 1.3%. The major expenditures in this category are insurance, testing/certification permit and other contract services.

600- Bad Debt Expense- Cost associated with uncollectible receivables, which are written off.
In FY2011-12, this line item remains the same as the FY2010-11 budget.

700- Capital Outlay- Expenditures which result in the acquisition of or addition to fixed assets (min. $5,000 per item).
No acquisition of capital outlay is budgeted for the FY2011-12 budget.

800-Contribution/Transfers/Contingencies- Direct payments to other governmental agencies or civic organizations for services rendered directly to the city or indirectly to the community.
Contribution, Transfers, and Contingencies for the FY2011-11 are proposed at $850,000. This remains unchanged from the adopted FY2010-11 budget. There is no contingency reserve budgeted to off-set any unexpected expenditures that may arise during the fiscal year.

900-Debt Service- These expenditures are composed of interest and principal payments on Bonds that have been sold.

The FY2011-12 is proposed at $2,431,737 which is a decrease over prior year adopted budget of $28,355 or 1.2%. This decreased is attributed to the refunding of Series 1997 Bonds which resulted in savings.

UTILITY FUND EXPENDITURE
SUMMARY

Department	Employee Services 100	Operational Supplies 200	Facilities Operation 300	Equipment Operation 400	Contract Services & Fees 500	Bad Debt 600	Capital Outlay 700	Contrib./ Transfers 800	Debt Service 900	Department Total	DEPT % to Total Budget
Utility Admin-701	268,348	47,270	5,124	6,910	53,434	-	-	-	-	$ 381,086	5.6%
WW Treatment-706	106,224	36,710	281,615	22,100	65,000	-	-	-	-	$ 511,649	7.5%
UT-Collect &Dist-708	796,237	243,153	30,430	125,956	93,380	-	-	-	-	$ 1,289,156	18.9%
Non-Dept-709	-	1,290,900	-	-	53,300	30,000	-	850,000	2,431,787	$ 4,655,987	68.1%
	1,170,809	**1,618,033**	**317,169**	**154,966**	**265,114**	**30,000**	**-**	**850,000**	**2,431,787**	**$ 6,837,878**	**100.0%**
Category % to Total Budget	*17.12%*	*23.66%*	*4.64%*	*2.27%*	*3.88%*	*0.44%*	*0.00%*	*12.43%*	*35.56%*		*100.0%*

0-PUBLIC UTILITIES FUND
701-UTILITIES ADMINISTRATION
DEPARTMENT EXPENSES

	2008-2009 ACTUAL	2009-2010 ACTUAL	2010-2011 CURRENT BUDGET	2010-2011 YEAR-TO-DATE ACTUAL	2010-2011 PROJECTED YEAR END	2011-2012 REQUESTED BUDGET	2011-2012 ADMIN. RECOMENDED
100-EMPLOYEE SERVICES							
WAGES & SALARIES							
340-701-111 REGULAR FULL TIME	259,614	180,251	187,632	133,367	187,632	187,632	
340-701-112 VACATION/HOLIDAY	(1,801)	1,514	0	0	0	0	
340-701-114 OVERTIME	3,670	3,286	1,000	956	956	1,000	
340-701-115 LONGEVITY PAY	1,488	768	1,008	1,008	1,008	1,248	
340-701-118 INSURANCE ALLOWANCE	975	0	0	0	0	0	
TOTAL WAGES & SALARIES	263,946	185,819	189,640	135,331	189,596	189,880	
PAID BENEFITS							
340-701-121 FICA SOCIAL SECURITY	19,385	14,034	14,908	9,763	14,563	14,601	
340-701-122 WORKERS COMPENSATION	5,000	2,188	2,098	1,672	2,098	2,100	
340-701-123 STATE UNEMPLOYMENT TAXE	457	1,283	234	332	432	1,620	
340-701-124 RETIREMENT TMRS	32,993	24,169	26,074	18,085	25,472	23,540	
340-701-126 HEALTH INSURANCE	27,708	29,570	23,048	19,206	23,048	31,115	
340-701-127 DENTAL INSURANCE	1,381	1,197	1,274	1,061	1,274	1,388	
340-701-128 LONG TERM DISABILITY	936	695	732	610	732	987	
TOTAL PAID BENEFITS	87,861	73,136	68,368	50,730	67,619	75,351	
ALLOWANCES/REIMBURSEMENTS							
340-701-131 UNIFORMS(BUY)	784	507	575	514	514	1,110	
TOTAL ALLOWANCES/REIMBURSEMENT	784	507	575	514	514	1,110	
TRAINING/PROFESSIONAL DEVELOPM							
340-701-141 WORKSHOP TRAINING	861	225	250	179	179	600	
340-701-142 PROFESSIONAL CONFERENCE	135	0	0	0	0	0	
340-701-143 MEMBERSHIPS AND DUES	182	(22)	140	65	65	195	
340-701-144 SUBSCRIPTION AND BOOKS	248	0	0	0	0	50	
340-701-146 TRAINING-TRANSPORTATION	256	74	105	104	105	0	
340-701-147 TRAINING LODGING	182	0	250	0	0	900	
340-701-148 TRAINING- MEALS	176	33	90	11	11	262	
TOTAL TRAINING/PROFESSIONAL DE	2,039	311	835	359	360	2,007	
TOTAL 100-EMPLOYEE SERVICES	354,631	259,773	259,418	186,934	258,089	268,348	
200-OPERATIONAL SUPPLIES							
OFFICE SUPPLIES							
340-701-211 GENERAL OFFICE SUPPLIES	4,506	1,995	2,406	2,062	2,400	2,500	
340-701-213 PHOTOGRAPHIC SUPPLIES	94	0	0	0	0	0	
340-701-214 COMPUTER SUPPLIES	790	552	960	447	650	1,190	
340-701-215 POSTAGE	33,915	32,969	34,770	23,043	34,500	38,000	
TOTAL OFFICE SUPPLIES	39,305	35,516	38,136	25,553	37,550	41,690	

)-PUBLIC UTILITIES FUND
701-UTILITIES ADMINISTRATION
DEPARTMENT EXPENSES

	2008-2009 ACTUAL	2009-2010 ACTUAL	2010-2011 CURRENT BUDGET	2010-2011 YEAR-TO-DATE ACTUAL	2010-2011 PROJECTED YEAR END	2011-2012 REQUESTED BUDGET	2011-2012 ADMIN. RECOMENDED
PROGRAM/SPECIAL EVENTS							
340-701-232 FOOD/MEALS	19	0	0	0	0	0	
TOTAL PROGRAM/SPECIAL EVENTS	19	0	0	0	0	0	
SPECIALTY SUPPLIES							
340-701-256 MINOR TOOLS	0	880	0	0	0	0	
340-701-258 TREATED WATER	1,051,686	1,262,023	1,290,912	946,517	1,262,023	0	
340-701-259 MISC. SUPPLIES	334	274	0	0	0	5,380	
TOTAL SPECIALTY SUPPLIES	1,052,019	1,263,177	1,290,912	946,517	1,262,023	5,380	
OPERATIONAL EQUIPMENT(ADMIN)							
340-701-261 OFFICE FURNITURE	0	0	362	361	361	200	
340-701-264 COMPUTER ACCESSORIES	21	0	0	0	0	0	
340-701-269 OTHER OFFICE EQUIPMENT	3,861	498	6,342	6,274	6,274	0	
TOTAL OPERATIONAL EQUIPMENT(AD	3,883	498	6,704	6,635	6,635	200	
TOTAL 200-OPERATIONAL SUPPLIES	1,095,226	1,299,191	1,335,752	978,705	1,306,208	47,270	
300-FACILITIES OPERATIONS/MAIN							
UTILITIES							
340-701-321 LIGHT & POWER	5,832	6,819	6,600	1,503	3,500	3,504	
340-701-322 NATURAL GAS, PROPANE	0	0	200	94	136	204	
340-701-323 TRUNK TELEPHONE	0	0	0	305	0	456	
340-701-324 CELL PHONES	1,782	1,058	960	647	870	960	
TOTAL UTILITIES	7,614	7,877	7,760	2,549	4,506	5,124	
JANITORIAL SUPPLIES/SERVICES							
340-701-352 CLEANING SUPPLIES	772	0	0	0	0	0	
TOTAL JANITORIAL SUPPLIES/SERV	772	0	0	0	0	0	
TOTAL 300-FACILITIES OPERATION	8,386	7,877	7,760	2,549	4,506	5,124	
400-EQUIPMENT OPERATIONS/MAINT							
EQUIPMENT RENTAL							
340-701-414 MOTOR VEHICLE RENTAL	5,623	5,867	6,020	4,509	6,137	6,200	
340-701-419 REPLACEMENT FUND CONTRI	1,035	0	0	0	0	0	
TOTAL EQUIPMENT RENTAL	6,658	5,867	6,020	4,509	6,137	6,200	

)-PUBLIC UTILITIES FUND
701-UTILITIES ADMINISTRATION
DEPARTMENT EXPENSES

	2008-2009 ACTUAL	2009-2010 ACTUAL	2010-2011 CURRENT BUDGET	2010-2011 YEAR-TO-DATE ACTUAL	2010-2011 PROJECTED YEAR END	2011-2012 REQUESTED BUDGET	2011-2012 ADMIN. RECOMENDED
FUEL, OIL & LUBRICANTS							
FIXED EQUIPMENT MAINTENAN							
OFFICE EQUIPMENT							
340-701-462 OFFICE EQUIPMENT MAINT/	220	360	0	280	300	710	
TOTAL OFFICE EQUIPMENT	220	360	0	280	300	710	
TOTAL 400-EQUIPMENT OPERATIONS	6,878	6,227	6,020	4,789	6,437	6,910	
500-CONTRACT SERVICES AND FEES							
PROFESSIONAL SERVICES							
340-701-512 ENGINEERING SERVICES	41,173	0	0	0	0	0	
TOTAL PROFESSIONAL SERVICES	41,173	0	0	0	0	0	
FEES FOR SERVICES							
340-701-523 OUTSIDE PRINTING	115	35	0	0	0	0	
TOTAL FEES FOR SERVICES	115	35	0	0	0	0	
CONTRACT SERVICES							
340-701-532 SOFTWARE MAINT/LICENSE	14,529	16,424	27,600	20,459	27,600	25,940	
340-701-539 OTHER CONTRACT SERVICES	36,044	25,019	27,540	19,775	27,500	27,494	
TOTAL CONTRACT SERVICES	50,573	41,443	55,140	40,234	55,100	53,434	
TOTAL 500-CONTRACT SERVICES AN	91,860	41,478	55,140	40,234	55,100	53,434	
600-DEPRECIATION/BAD DEBT EXPE							
DEPRECIATION							
340-701-601 DEPRECIATION FIXED ASSE	880,798	864,049	0	0	0	0	
TOTAL DEPRECIATION	880,798	864,049	0	0	0	0	
TOTAL 600-DEPRECIATION/BAD DEB	880,798	864,049	0	0	0	0	
700-CAPITAL OUTLAY							

PROPOSED BUDGET WORKSHEET
AS OF: JUNE 30TH, 2011

)-PUBLIC UTILITIES FUND
701-UTILITIES ADMINISTRATION
DEPARTMENT EXPENSES

	2008-2009 ACTUAL	2009-2010 ACTUAL	2010-2011 CURRENT BUDGET	2010-2011 YEAR-TO-DATE ACTUAL	2010-2011 PROJECTED YEAR END	2011-2012 REQUESTED BUDGET	2011-2012 ADMIN. RECOMENDED
OFFICE FURNITURE/EQUIPMENT							
FIELD EQUIPMENT/VEHICLES							
OTAL 701-UTILITIES ADMINISTRATION	2,437,779	2,478,594	1,664,090	1,213,211	1,630,340	381,086	

)-PUBLIC UTILITIES FUND
706-WASTEWATER TREATMENT
DEPARTMENT EXPENSES

	2008-2009 ACTUAL	2009-2010 ACTUAL	2010-2011 CURRENT BUDGET	2010-2011 YEAR-TO-DATE ACTUAL	2010-2011 PROJECTED YEAR END	2011-2012 REQUESTED BUDGET	2011-2012 ADMIN. RECOMENDED
100-EMPLOYEE SERVICES							
WAGES & SALARIES							
340-706-111 REGULAR FULL TIME	86,247	56,732	60,151	44,111	60,151	60,151	
340-706-112 VACATION/HOLIDAY	(2,040)	617	0	0	0	0	
340-706-114 OVERTIME	15,805	11,342	18,223	7,896	11,400	12,000	
340-706-115 LONGEVITY PAY	480	528	384	384	384	480	
TOTAL WAGES & SALARIES	100,493	69,220	78,758	52,391	71,935	72,631	
PAID BENEFITS							
340-706-121 FICA SOCIAL SECURITY	7,696	5,414	6,179	4,080	6,043	6,052	
340-706-122 WORKERS COMPENSATION	2,932	2,212	1,398	1,114	1,398	1,401	
340-706-123 STATE UNEMPLOYMENT TAXE	125	378	78	135	144	540	
340-706-124 RETIREMENT- TMRS	12,876	8,988	10,807	6,997	10,569	9,776	
340-706-126 HEALTH INSURANCE	10,104	9,293	7,683	6,402	7,683	10,372	
340-706-127 DENTAL INSURANCE	522	371	425	354	425	463	
340-706-128 LONG TERM DISABILITY	310	228	235	196	235	316	
TOTAL PAID BENEFITS	34,566	26,884	26,805	19,277	26,497	28,920	
ALLOWANCES/REIMBURSEMENTS							
340-706-131 UNIFORMS (BUY)	958	933	1,175	334	834	1,175	
340-706-132 UNIFORM RENTAL	1,441	699	1,248	429	775	1,248	
TOTAL ALLOWANCES/REIMBURSEMENT	2,399	1,632	2,423	763	1,609	2,423	
TRAINING/PROFESSIONAL DEVELOPM							
340-706-141 WORKSHOP TRAINING	405	0	740	525	740	1,000	
340-706-143 MEMBERSHIP AND DUES	140	140	140	130	0	130	
340-706-147 TRAINING- LODGING	340	0	860	391	960	800	
340-706-148 TRAINING- MEALS	180	0	240	240	240	320	
TOTAL TRAINING/PROFESSIONAL DE	1,065	140	1,980	1,286	1,940	2,250	
TOTAL 100-EMPLOYEE SERVICES	138,522	97,875	109,966	73,717	101,981	106,224	
200-OPERATIONAL SUPPLIES							
OFFICE SUPPLIES							
CONSTRUCTION SUPPLIES							
340-706-226 MISC. HARDWARE	289	128	350	97	350	500	
340-706-227 ELECTRICAL, PLUMBING SU	8,435	8,171	9,000	5,982	9,000	9,000	
340-706-228 MACHINE FABRICATED PART	80	91	800	171	800	800	
TOTAL CONSTRUCTION SUPPLIES	8,804	8,390	10,150	6,250	10,150	10,300	

)-PUBLIC UTILITIES FUND
706-WASTEWATER TREATMENT
DEPARTMENT EXPENSES

	2008-2009 ACTUAL	2009-2010 ACTUAL	2010-2011 CURRENT BUDGET	2010-2011 YEAR-TO-DATE ACTUAL	2010-2011 PROJECTED YEAR END	2011-2012 REQUESTED BUDGET	2011-2012 ADMIN. RECOMENDED
PROGRAM/SPECIAL EVENTS							
SPECIALTY SUPPLIES							
340-706-251 LABORATORY SUPPLIES	4,825	4,342	5,057	3,884	5,057	5,000	
340-706-252 MEDICAL SUPPLIES	32	119	200	13	200	200	
340-706-253 CHEMICALS	18,533	8,518	20,000	13,770	20,000	20,000	
340-706-254 BOTANICAL/LANDSCAPE	977	576	1,000	584	500	500	
340-706-256 MINOR TOOLS/INSTRUMENTS	708	731	770	230	770	710	
TOTAL SPECIALTY SUPPLIES	25,075	14,285	27,027	18,481	26,527	26,410	
OPERATIONAL EQUIPMENT(ADMIN)							
340-706-267 COMPUTERS	0	934	0	0	0	0	
TOTAL OPERATIONAL EQUIPMENT(AD	0	934	0	0	0	0	
OPERATIONAL EQUIPMENT(FIELD)							
TOTAL 200-OPERATIONAL SUPPLIES	33,879	23,609	37,177	24,732	36,677	36,710	
300-FACILITIES OPERATIONS/MAIN							
UTILITIES							
340-706-321 LIGHT & POWER	254,514	264,064	270,000	198,859	270,000	270,000	
340-706-323 TRUNK TELEPHONE SYSTEM	1,056	1,154	1,200	859	1,200	1,200	
340-706-324 CELL PHONES	677	612	503	325	563	615	
340-706-325 PAGERS	105	140	0	0	0	0	
TOTAL UTILITIES	256,353	265,970	271,703	200,042	271,763	271,815	
FACILITY REPAIR/IMPROVEMENTS							
340-706-342 ELECTRICAL REPAIRS	1,564	2,025	2,450	908	2,450	2,450	
340-706-343 HEATING/COOLING REPAIRS	60	347	1,000	976	1,000	1,000	
340-706-344 PLUMBING REPAIRS	48	6	350	0	350	350	
340-706-349 MISC. REPAIRS/MAINT	3,415	5,851	6,000	4,841	6,000	6,000	
TOTAL FACILITY REPAIR/IMPROVEM	5,087	8,229	9,800	6,725	9,800	9,800	
TOTAL 300-FACILITIES OPERATION	261,440	274,199	281,503	206,767	281,563	281,615	
400-EQUIPMENT OPERATIONS/MAINT							

)-PUBLIC UTILITIES FUND
706-WASTEWATER TREATMENT
DEPARTMENT EXPENSES

	2008-2009 ACTUAL	2009-2010 ACTUAL	2010-2011 CURRENT BUDGET	2010-2011 YEAR-TO-DATE ACTUAL	2010-2011 PROJECTED YEAR END	2011-2012 REQUESTED BUDGET	2011-2012 ADMIN. RECOMENDED
EQUIPMENT RENTAL							
340-706-412 LIGHT EQUIPMENT RENTAL	727	550	600	450	600	1,000	
340-706-414 MOTOR VEHICLE RENTAL	21,824	5,896	5,420	4,059	5,537	3,100	
340-706-415 TRUCKS,HEAVY EQUIPMENT	0	0	0	0	0	2,000	
340-706-419 REPLACEMENT FUND CONTRI	3,447	0	0	0	0	0	
TOTAL EQUIPMENT RENTAL	25,998	6,446	6,020	4,509	6,137	6,100	
FUEL, OIL & LUBRICANTS							
FIXED EQUIPMENT MAINTENAN							
340-706-432 MACHINE TOOLS MAINT/REP	2,893	2,672	4,000	3,244	4,000	4,000	
340-706-437 PUMPS, MAINTENANCE/REPA	11,191	1,723	3,000	0	3,000	3,000	
340-706-438 ELECTRIC MOTOR MAINT/RE	1,871	1,693	3,000	1,227	3,000	3,000	
340-706-439 OTHER EQUIPMENT MAINT/R	1,421	1,735	4,000	3,093	4,000	4,000	
TOTAL FIXED EQUIPMENT MAINTENA	17,376	7,822	14,000	7,565	14,000	14,000	
FUEL,OIL,FILTERS,TIRES,ET							
340-706-445 FUEL,OIL & LUBRICANTS	978	1,483	1,500	0	1,500	2,000	
TOTAL FUEL,OIL,FILTERS,TIRES,E	978	1,483	1,500	0	1,500	2,000	
OFFICE EQUIPMENT							
340-706-462 OFFICE EQUIPMENT MAINT/	70	0	500	0	0	0	
TOTAL OFFICE EQUIPMENT	70	0	500	0	0	0	
TOTAL 400-EQUIPMENT OPERATIONS	44,423	15,752	22,020	12,074	21,637	22,100	
500-CONTRACT SERVICES AND FEES							
PROFESSIONAL SERVICES							
340-706-514 MEDICAL SERVICES	0	0	0	0	3,000	0	
TOTAL PROFESSIONAL SERVICES	0	0	0	0	3,000	0	
FEES FOR SERVICES							
340-706-525 LANDFILL FEES	19,817	34,172	25,000	20,778	25,000	25,000	
340-706-526 TESTING/CERT. PERMITS	33,871	36,607	37,000	33,196	37,000	37,000	
340-706-528 ADVERTISING	276	0	0	0	0	0	
TOTAL FEES FOR SERVICES	53,964	70,779	62,000	53,974	62,000	62,000	

)-PUBLIC UTILITIES FUND
706-WASTEWATER TREATMENT
DEPARTMENT EXPENSES

	2008-2009 ACTUAL	2009-2010 ACTUAL	2010-2011 CURRENT BUDGET	2010-2011 YEAR-TO-DATE ACTUAL	2010-2011 PROJECTED YEAR END	2011-2012 REQUESTED BUDGET	2011-2012 ADMIN. RECOMENDED
CONTRACT SERVICES							
340-706-539 OTHER CONTRACT SERVICES	1,350	1,394	5,000	347	500	3,000	
TOTAL CONTRACT SERVICES	1,350	1,394	5,000	347	500	3,000	
TOTAL 500-CONTRACT SERVICES AN	55,314	72,173	67,000	54,320	65,500	65,000	
600-DEPRECIATION/BAD DEBT EXPE							
DEPRECIATION							
700-CAPITAL OUTLAY							
OFFICE FURNITURE/EQUIPMENT							
FIELD EQUIPMENT/VEHICLES							
)TAL 706-WASTEWATER TREATMENT	533,578	483,609	517,666	371,610	507,358	511,649	

PROPOSED BUDGET WORKSHEET
AS OF: JUNE 30TH, 2011

)-PUBLIC UTILITIES FUND
708-UTILITY DISTRIBUTION/COLLE
DEPARTMENT EXPENSES

	2008-2009 ACTUAL	2009-2010 ACTUAL	2010-2011 CURRENT BUDGET	2010-2011 YEAR-TO-DATE ACTUAL	2010-2011 PROJECTED YEAR END	2011-2012 REQUESTED BUDGET	2011-2012 ADMIN. RECOMENDED
100-EMPLOYEE SERVICES							
WAGES & SALARIES							
340-708-111 REGULAR FULL TIME	419,368	497,314	474,399	332,731	466,671	472,973	
340-708-112 VACATION/HOLIDAY	3,126	(1,846)	0	0	0	0	
340-708-114 OVERTIME	93,958	69,584	90,000	58,454	86,000	86,000	
340-708-115 LONGEVITY PAY	4,752	4,896	5,424	5,184	5,184	6,048	
TOTAL WAGES & SALARIES	521,204	569,949	569,823	396,369	557,855	565,021	
PAID BENEFITS							
340-708-121 FICA SOCIAL SECURITY	37,857	42,456	37,018	29,329	43,121	43,720	
340-708-122 WORKERS COMPENSATION	18,396	16,802	11,144	8,881	12,507	12,709	
340-708-123 STATE UNEMPLOYMENT TAXE	732	2,834	468	923	1,089	3,780	
340-708-124 RETIREMENT- TMRS	64,886	74,941	64,745	52,951	75,420	70,544	
340-708-126 HEALTH INSURANCE	53,781	75,928	49,937	46,735	56,339	77,787	
340-708-127 DENTAL INSURANCE	2,578	1,396	2,548	2,406	2,901	3,239	
340-708-128 LONG TERM DISABILITY	1,480	1,873	1,513	1,488	1,820	2,488	
TOTAL PAID BENEFITS	179,709	216,230	167,373	142,713	193,197	214,267	
ALLOWANCES/REIMBURSEMENTS							
340-708-131 UNIFORMS (BUY)	6,792	6,872	7,000	6,309	7,000	8,740	
340-708-132 UNIFORM RENTAL	6,590	3,645	3,354	2,381	3,354	3,354	
TOTAL ALLOWANCES/REIMBURSEMENT	13,381	10,517	10,354	8,690	10,354	12,094	
TRAINING/PROFESSIONAL DEVELOPM							
340-708-141 WORKSHOP TRAINING	1,075	1,715	1,990	1,975	1,650	1,500	
340-708-143 MEMBERSHIPS AND DUES	1,120	840	910	860	910	975	
340-708-144 SUBSCRIPTION AND BOOKS	0	276	250	0	250	250	
340-708-147 TRAINING- LODGING	873	1,489	1,360	(3)	1,360	1,500	
340-708-148 TRAINING- MEALS	436	755	600	227	600	630	
TOTAL TRAINING/PROFESSIONAL DE	3,504	5,075	5,110	3,059	4,770	4,855	
TOTAL 100-EMPLOYEE SERVICES	717,798	801,771	752,660	550,831	766,176	796,237	
200-OPERATIONAL SUPPLIES							
OFFICE SUPPLIES							
340-708-211 GENERAL OFFICE SUPPIES	0	1,898	2,500	994	1,900	2,000	
340-708-213 PHOTOGRAPHIC SUPPLIES	138	127	280	269	280	280	
340-708-214 COMPUTER SUPPLIES	0	286	350	266	350	350	
340-708-215 POSTAGE	0	934	500	133	422	300	
TOTAL OFFICE SUPPLIES	138	3,246	3,630	1,661	2,952	2,930	

)-PUBLIC UTILITIES FUND
708-UTILITY DISTRIBUTION/COLLE
DEPARTMENT EXPENSES

	2008-2009 ACTUAL	2009-2010 ACTUAL	2010-2011 CURRENT BUDGET	2010-2011 YEAR-TO-DATE ACTUAL	2010-2011 PROJECTED YEAR END	2011-2012 REQUESTED BUDGET	2011-2012 ADMIN. RECOMENDED
CONSTRUCTION SUPPLIES							
340-708-221 STREET REPAIR MATERIALS	32,238	19,042	35,000	0	20,000	25,000	
340-708-223 BUILDING MATERIALS	1,826	1,444	2,000	478	1,174	1,500	
340-708-224 CLAMPS	22,594	13,234	20,000	9,515	20,000	20,028	
340-708-225 SAND AND GRAVEL	33,575	23,661	28,000	20,186	28,000	28,000	
340-708-226 MISC. HARDWARE	52,706	38,150	45,000	27,833	45,000	45,000	
340-708-227 ELECTRICAL, PLUMBING SU	278	160	300	214	300	300	
340-708-228 MACHINE FABRICATED PART	0	229	250	126	250	250	
TOTAL CONSTRUCTION SUPPLIES	143,218	95,921	130,550	58,352	114,724	120,078	
PROGRAM/SPECIAL EVENTS							
340-708-232 FOOD/MEALS	364	506	500	93	500	500	
TOTAL PROGRAM/SPECIAL EVENTS	364	506	500	93	500	500	
SPECIALTY SUPPLIES							
340-708-252 MEDICAL SUPPLIES	322	482	500	433	500	500	
340-708-253 CHEMICALS	26,576	32,037	31,290	28,876	31,280	31,290	
340-708-254 BOTANICAL LANDSCAPE	0	4,297	5,000	255	1,500	5,000	
340-708-256 MINOR TOOLS/INSTRUMENTS	5,688	4,906	5,000	3,660	5,000	5,000	
340-708-259 MISCELLANEOUS SUPPLIES(	241,890)	54,839	0	0	0	0	
TOTAL SPECIALTY SUPPLIES (	209,304)	96,562	41,790	33,224	38,280	41,790	
OPERATIONAL EQUIPMENT(ADMIN)							
340-708-262 COMMUNICATION EQUIPMENT	0	0	200	0	200	200	
340-708-265 INSTRUMENTS/APPARATUS	4,705	794	1,955	1,092	1,955	4,000	
340-708-267 COMPUTERS	0	0	620	615	615	0	
TOTAL OPERATIONAL EQUIPMENT(AD	4,705	794	2,775	1,707	2,770	4,200	
OPERATIONAL EQUIPMENT(FIELD)							
340-708-273 FIRE HYDRANTS	3,406	14,583	15,000	7,456	15,000	15,000	
340-708-274 WATER VALVES	9,913	4,640	10,600	3,087	6,000	7,997	
340-708-275 WATER METERS	211,623	195,636	99,425	94,538	99,425	50,658	
TOTAL OPERATIONAL EQUIPMENT(FI	224,942	214,860	125,025	105,081	120,425	73,655	
TOTAL 200-OPERATIONAL SUPPLIES	164,063	411,888	304,270	200,119	279,651	243,153	
300-FACILITIES OPERATIONS/MAIN							
UTILITIES							
340-708-321 LIGHT & POWER	7,624	10,414	13,000	16,465	20,000	20,000	
340-708-322 NATURAL GAS, PROPANE	497	626	900	687	900	900	
340-708-323 TRUNK TELEPHONE SYSTEM	3,032	3,014	3,100	2,643	3,100	2,400	
340-708-324 CELL PHONES	1,310	3,233	2,880	2,533	3,630	2,880	

)-PUBLIC UTILITIES FUND
708-UTILITY DISTRIBUTION/COLLE
DEPARTMENT EXPENSES

	2008-2009 ACTUAL	2009-2010 ACTUAL	2010-2011 CURRENT BUDGET	2010-2011 YEAR-TO-DATE ACTUAL	2010-2011 PROJECTED YEAR END	2011-2012 REQUESTED BUDGET	2011-2012 ADMIN. RECOMENDED
340-708-325 PAGERS	1,629	359	600	223	450	450	
TOTAL UTILITIES	14,092	17,646	20,480	22,551	28,080	26,630	
FACILITY REPAIR/IMPROVEMENTS							
340-708-342 ELECTRICAL REPAIRS	922	1,479	1,000	60	1,000	2,000	
340-708-343 HEATING/COOLING REPAIRS	0	0	500	118	500	500	
340-708-344 PLUMBING REPAIRS	93	0	300	10	300	300	
340-708-349 MISC. REPAIRS/MAINT	982	689	1,000	734	1,000	1,000	
TOTAL FACILITY REPAIR/IMPROVEM	1,997	2,167	2,800	922	2,800	3,800	
JANITORIAL SUPPLIES/SERVICES							
TOTAL 300-FACILITIES OPERATION	16,089	19,813	23,280	23,473	30,880	30,430	
400-EQUIPMENT OPERATIONS/MAINT							
EQUIPMENT RENTAL							
340-708-412 LIGHT EQUIPMENT RENTAL	60	0	0	0	0	0	
340-708-414 MOTOR VEHICLE RENTAL	66,364	71,945	56,720	42,534	58,706	56,070	
340-708-415 TRUCKS, HEAVY EQUIPMENT	49,858	55,704	45,800	34,344	45,800	58,736	
340-708-416 LIGHT EQUIP RENTAL-EXTE	1,600	1,677	1,700	990	1,700	1,700	
340-708-418 TRUCKS,HEAVY EQUIP RENT	1,586	2,951	3,000	2,989	3,000	3,000	
340-708-419 REPLACEMENT FUND CONTRI	45,423	0	0	0	0	0	
TOTAL EQUIPMENT RENTAL	164,891	132,277	107,220	80,857	109,206	119,506	
FUEL, OIL & LUBRICANTS							
FIXED EQUIPMENT MAINTENAN							
340-708-432 MACHINE TOOLS MAINT/REP	0	15	1,000	892	1,000	1,000	
340-708-433 LIGHT EQUIPMENT MAINT&R	933	1,500	1,500	0	500	0	
340-708-437 PUMPS, MAINTENANCE REPA	627	461	800	1,050	1,050	800	
340-708-438 ELECTRIC MOTOR REPAIR	866	579	1,000	297	1,000	1,000	
340-708-439 OTHER EQUIPMENT MAINT/R	3,053	3,400	3,400	2,420	3,400	3,400	
TOTAL FIXED EQUIPMENT MAINTENA	5,479	5,955	7,700	4,659	6,950	6,200	
OFFICE EQUIPMENT							
340-708-462 OTHER EQUIP. MAINT/REPA	0	233	500	0	500	250	
TOTAL OFFICE EQUIPMENT	0	233	500	0	500	250	
TOTAL 400-EQUIPMENT OPERATIONS	170,369	138,465	115,420	85,517	116,656	125,956	
500-CONTRACT SERVICES AND FEES							

PROPOSED BUDGET WORKSHEET
AS OF: JUNE 30TH, 2011

)-PUBLIC UTILITIES FUND
708-UTILITY DISTRIBUTION/COLLE
DEPARTMENT EXPENSES

	2008-2009 ACTUAL	2009-2010 ACTUAL	2010-2011 CURRENT BUDGET	2010-2011 YEAR-TO-DATE ACTUAL	2010-2011 PROJECTED YEAR END	2011-2012 REQUESTED BUDGET	2011-2012 ADMIN. RECOMENDED
PROFESSIONAL SERVICES							
340-708-512 ENGINEERING SERVICES	0	28,200	28,200	18,800	28,200	28,200	
340-708-514 MEDICAL SERVICES	40	40	430	0	500	892	
TOTAL PROFESSIONAL SERVICES	40	28,240	28,630	18,800	28,700	29,092	
FEES FOR SERVICES							
340-708-523 OUTSIDE PRINTING	0	0	1,140	1,140	1,140	1,200	
340-708-526 TESTING/CERT. PERMITS	17,504	19,008	25,000	18,327	25,000	38,000	
TOTAL FEES FOR SERVICES	17,504	19,008	26,140	19,467	26,140	39,200	
CONTRACT SERVICES							
340-708-532 SOFTWARE MAINT/LICENSE	0	0	70	70	70	0	
340-708-539 OTHER CONTRACT SERVICES	14,906	27,388	23,860	12,889	25,000	25,088	
TOTAL CONTRACT SERVICES	14,906	27,388	23,930	12,959	25,070	25,088	
TOTAL 500-CONTRACT SERVICES AN	32,450	74,636	78,700	51,226	79,910	93,380	
600-DEPRECIATION/BAD DEBT EXPE							
DEPRECIATION							
700-CAPITAL OUTLAY							
OFFICE FURNITURE/EQUIPMENT							
FIELD EQUIPMENT/VEHICLES							
INFRASTRUCTURE HARDWARE							
OTAL 708-UTILITY DISTRIBUTION/COLLE	1,100,770	1,446,573	1,274,330	911,167	1,273,273	1,289,156	

)-PUBLIC UTILITIES FUND
709-UTILITIES NON-DEPARTMENTAL
DEPARTMENT EXPENSES

	2008-2009 ACTUAL	2009-2010 ACTUAL	2010-2011 CURRENT BUDGET	2010-2011 YEAR-TO-DATE ACTUAL	2010-2011 PROJECTED YEAR END	2011-2012 REQUESTED BUDGET	2011-2012 ADMIN. RECOMENDED
100-EMPLOYEE SERVICES							
PAID BENEFITS							
200-OPERATIONAL SUPPLIES							
CONSTRUCTION SUPPLIES							
340-709-226 UNAMORT. BOND DISCOUNT	13,567	0	0	0	0	0	
340-709-227 AMORT. DEFERRED REFUNDI	16,196	0	0	0	0	0	
340-709-228 AMORTIZED BOND DISCOUN(	2,607)	0	0	0	0	0	
TOTAL CONSTRUCTION SUPPLIES	27,156	0	0	0	0	0	
SPECIALTY SUPPLIES							
340-709-258 TREATED WATER	0	0	0	0	0	1,290,900	
TOTAL SPECIALTY SUPPLIES	0	0	0	0	0	1,290,900	
TOTAL 200-OPERATIONAL SUPPLIES	27,156	0	0	0	0	1,290,900	
300-FACILITIES OPERATIONS/MAIN							
UTILITIES							
500-CONTRACT SERVICES AND FEES							
PROFESSIONAL SERVICES							
340-709-511 LEGAL SERVICES	6,650	0	0	0	0	0	
TOTAL PROFESSIONAL SERVICES	6,650	0	0	0	0	0	
FEES FOR SERVICES							
340-709-522 INSURANCE AND BONDS	35,533	33,026	45,000	20,062	35,000	40,000	
TOTAL FEES FOR SERVICES	35,533	33,026	45,000	20,062	35,000	40,000	
CONTRACT SERVICES							
340-709-537 BANK FINANCE CHARGES	2,271	1,357	2,000	339	1,500	2,000	
340-709-539 OTHER CONTRACT SERVICES	5,839	1,000	6,000	0	0	0	
TOTAL CONTRACT SERVICES	8,110	2,357	8,000	339	1,500	2,000	

)-PUBLIC UTILITIES FUND
709-UTILITIES NON-DEPARTMENTAL
DEPARTMENT EXPENSES

	2008-2009 ACTUAL	2009-2010 ACTUAL	2010-2011 CURRENT BUDGET	2010-2011 YEAR-TO-DATE ACTUAL	2010-2011 PROJECTED YEAR END	2011-2012 REQUESTED BUDGET	2011-2012 ADMIN. RECOMENDED
ANNUAL MAINTENANCE FEES							
340-709-543 CREDIT CARD FEES	8,234	9,731	7,000	8,624	11,300	11,300	
TOTAL ANNUAL MAINTENANCE FEES	8,234	9,731	7,000	8,624	11,300	11,300	
TOTAL 500-CONTRACT SERVICES AN	58,527	45,114	60,000	29,025	47,800	53,300	
600-DEPRECIATION/BAD DEBT EXPE							
DEPRECIATION							
BAD DEBT							
340-709-651 BAD DEBT	139,849	34,185	30,000	9,542	30,000	30,000	
TOTAL BAD DEBT	139,849	34,185	30,000	9,542	30,000	30,000	
TOTAL 600-DEPRECIATION/BAD DEB	139,849	34,185	30,000	9,542	30,000	30,000	
700-CAPITAL OUTLAY							
CAPITAL IMPROVEMENTS/ACQUISITI							
800-CONTRIBUTIONS & CONTINGENC							
CONTRIBUTIONS/TRANSFERS							
340-709-815 INTERFUND TRANSFERS OUT	810,680	800,000	850,000	0	850,000	850,000	
TOTAL CONTRIBUTIONS/TRANSFERS	810,680	800,000	850,000	0	850,000	850,000	
INTERFUND CHARGES							
CONTINGENCY RESERVES/CLAIMS							
340-709-831 CONTINGENCY RESERVES	0	0	0	0	40,006	0	
340-709-832 PAYMENT OF CLAIMS	574	0	0	0	0	0	
340-709-833 PAYMENT OF REFUNDS	5	36	0	0	0	0	
TOTAL CONTINGENCY RESERVES/CLA	579	36	0	0	40,006	0	
TOTAL 800-CONTRIBUTIONS & CONT	811,259	800,036	850,000	0	890,006	850,000	
900-DEBT SERVICE							

0-PUBLIC UTILITIES FUND
709-UTILITIES NON-DEPARTMENTAL
DEPARTMENT EXPENSES

	2008-2009 ACTUAL	2009-2010 ACTUAL	2010-2011 CURRENT BUDGET	2010-2011 YEAR-TO-DATE ACTUAL	2010-2011 PROJECTED YEAR END	2011-2012 REQUESTED BUDGET	2011-2012 ADMIN. RECOMENDED
SHORT TERM DEBT/CAPITAL LEASE							
LONG TERM DEBT/CAPITAL LEASE							
340-709-921 TRANSFER TO I&S PRINCIP	512,488	0	1,061,438	796,079	1,061,438	1,142,922	
340-709-922 TRANSFER TO I&S INTERES	1,091,670	1,123,718	1,398,654	1,048,991	1,398,654	1,288,865	
TOTAL LONG TERM DEBT/CAPITAL L	1,604,158	1,123,718	2,460,092	1,845,069	2,460,092	2,431,787	
TOTAL 900-DEBT SERVICE	1,604,158	1,123,718	2,460,092	1,845,069	2,460,092	2,431,787	
OTAL 709-UTILITIES NON-DEPARTMENTAL	2,640,948	2,003,053	3,400,092	1,883,636	3,427,898	4,655,987	
TOTAL EXPENDITURES	6,713,075	6,411,829	6,856,178	4,379,624	6,838,869	6,837,878	
*** TOTAL PROFIT / (LOSS) ***	(141,690)	47,378	0	(61,506)	0	0	

)-AIRPORT FUND
REVENUES

	2008-2009 ACTUAL	2009-2010 ACTUAL	2010-2011 CURRENT BUDGET	2010-2011 YEAR-TO-DATE ACTUAL	2010-2011 PROJECTED YEAR END	2011-2012 REQUESTED BUDGET	2011-2012 ADMIN. RECOMENDED
)0-INTERGOVERNMENTAL REVENUES							
)0-330-229 OTHER STATE GRANTS/REIMBUR	0	0	0	1,587	1,587	0	
)0-330-234 TEDC CONTRIBUTIONS	25,000	0	0	0	0	0	
TOTAL 330-INTERGOVERNMENTAL REVENUES	25,000	0	0	1,587	1,587	0	
)0-CHARGES FOR SERVICES							
)0-340-281 T-HANGER RENT	150,871	143,581	147,000	114,376	151,868	152,600	
)0-340-283 GROUND LEASES	2,732	3,122	1,562	1,042	2,602	2,602	
)0-340-284 SALE OF AV GAS	230,393	210,905	215,800	165,941	211,770	220,000	
)0-340-285 SALE OF JET A FUEL	82,101	68,624	78,600	77,270	97,400	103,400	
)0-340-374 LATE PAYMENT FEES	0	1,091	1,100	355	0	0	
TOTAL 340-CHARGES FOR SERVICES	466,097	427,323	444,062	358,984	463,640	478,602	
)0-USE OF MONEY AND PROPERTY							
)0-430-334 MISCELLANEOUS REVENUE	618	460	0	0	0	0	
)0-430-335 REIMBURSEMENTS/REFUNDS	1,677	0	0	0	0	0	
TOTAL 430-USE OF MONEY AND PROPERTY	2,295	460	0	0	0	0	
)0-DONATIONS FROM PRIVATE SOU							
)0-440-356 SALES AND OTHER FUND RAISE	1,000	100	1,000	280	280	300	
TOTAL 440-DONATIONS FROM PRIVATE SOU	1,000	100	1,000	280	280	300	
TOTAL REVENUES	494,392	427,883	445,062	360,851	465,507	478,902	

)-AIRPORT FUND
732-AIRPORT OPERATIONS DEPARTM
DEPARTMENT EXPENSES

	2008-2009 ACTUAL	2009-2010 ACTUAL	2010-2011 CURRENT BUDGET	2010-2011 YEAR-TO-DATE ACTUAL	2010-2011 PROJECTED YEAR END	2011-2012 REQUESTED BUDGET	2011-2012 ADMIN. RECOMENDED
100-EMPLOYEE SERVICES							
WAGES & SALARIES							
350-732-117 TEMPORARY/SEASONAL	25,852	25,259	26,273	17,121	26,273	27,368	
TOTAL WAGES & SALARIES	25,852	25,259	26,273	17,121	26,273	27,368	
PAID BENEFITS							
350-732-121 FICA SOCIAL SECURITY	1,982	1,992	2,010	1,333	2,010	2,094	
350-732-122 WORKERS COMPENSATION	105	75	76	61	76	79	
350-732-123 STATE UNEMPLOYMENT TAXE	230	412	116	183	215	810	
TOTAL PAID BENEFITS	2,318	2,478	2,202	1,576	2,301	2,983	
ALLOWANCES/REIMBURSEMENTS							
350-732-131 UNIFORMS (BUY)	0	129	0	0	0	100	
TOTAL ALLOWANCES/REIMBURSEMENT	0	129	0	0	0	100	
TRAINING/PROFESSIONAL DEVELOPM							
TOTAL 100-EMPLOYEE SERVICES	28,169	27,866	28,475	18,697	28,574	30,451	
200-OPERATIONAL SUPPLIES							
OFFICE SUPPLIES							
350-732-211 GENERAL OFFICE SUPPLIES	1,102	956	700	802	1,000	700	
350-732-217 OFFICE SECURITY	252	252	230	189	230	230	
TOTAL OFFICE SUPPLIES	1,354	1,208	930	991	1,230	930	
CONSTRUCTION SUPPLIES							
350-732-223 BUILDING MATERIALS	0	0	200	136	200	200	
350-732-226 MISC.HARDWARE	0	179	0	0	0	0	
TOTAL CONSTRUCTION SUPPLIES	0	179	200	136	200	200	
PROGRAM/SPECIAL EVENTS							
350-732-233 CITY SPONSORED EVENTS	0	0	400	100	400	400	
TOTAL PROGRAM/SPECIAL EVENTS	0	0	400	100	400	400	

)-AIRPORT FUND
732-AIRPORT OPERATIONS DEPARTM
DEPARTMENT EXPENSES

	2008-2009 ACTUAL	2009-2010 ACTUAL	2010-2011 CURRENT BUDGET	2010-2011 YEAR-TO-DATE ACTUAL	2010-2011 PROJECTED YEAR END	2011-2012 REQUESTED BUDGET	2011-2012 ADMIN. RECOMENDED
SPECIALTY SUPPLIES							
350-732-256 MINOR TOOLS/INSTRUMENTS	3,838	0	0	0	0	0	
TOTAL SPECIALTY SUPPLIES	3,838	0	0	0	0	0	
OPERATIONAL EQUIPMENT(ADMIN)							
350-732-269 OTHER OFFICE EQUIPMENT	0	344	0	0	0	0	
TOTAL OPERATIONAL EQUIPMENT(AD	0	344	0	0	0	0	
TOTAL 200-OPERATIONAL SUPPLIES	5,192	1,731	1,530	1,227	1,830	1,530	
300-FACILITIES OPERATIONS/MAIN							
UTILITIES							
350-732-321 LIGHT & POWER	11,939	13,175	12,000	10,566	12,000	14,100	
350-732-323 TRUNK TELEPHONE SYSTEM	736	689	850	646	750	750	
350-732-325 PAGERS	57	14	0	45	75	150	
TOTAL UTILITIES	12,732	13,878	12,850	11,258	12,825	15,000	
FACILITY REPAIR/IMPROVEMENTS							
350-732-349 MISC. REPAIRS/MAINT	1,806	1,080	1,000	424	1,000	1,000	
TOTAL FACILITY REPAIR/IMPROVEM	1,806	1,080	1,000	424	1,000	1,000	
JANITORIAL SUPPLIES/SERVICES							
TOTAL 300-FACILITIES OPERATION	14,538	14,958	13,850	11,681	13,825	16,000	
400-EQUIPMENT OPERATIONS/MAINT							
EQUIPMENT RENTAL							
350-732-414 MOTOR VEHICLE RENTAL	2,220	2,023	2,000	1,494	2,000	2,000	
350-732-419 REPLACEMENT FUND CONTRI	648	0	0	0	0	0	
TOTAL EQUIPMENT RENTAL	2,868	2,023	2,000	1,494	2,000	2,000	
FUEL, OIL & LUBRICANTS							
350-732-422 AV GAS & JET A FUEL PUR	178,028	197,441	210,000	150,435	210,000	215,000	
350-732-423 JET A FUEL	58,579	58,386	60,000	52,831	75,000	80,000	
TOTAL FUEL, OIL & LUBRICANTS	236,606	255,827	270,000	203,266	285,000	295,000	

)-AIRPORT FUND
732-AIRPORT OPERATIONS DEPARTM
DEPARTMENT EXPENSES

	2008-2009 ACTUAL	2009-2010 ACTUAL	2010-2011 CURRENT BUDGET	2010-2011 YEAR-TO-DATE ACTUAL	2010-2011 PROJECTED YEAR END	2011-2012 REQUESTED BUDGET	2011-2012 ADMIN. RECOMENDED
FIXED EQUIPMENT MAINTENAN							
TOTAL 400-EQUIPMENT OPERATIONS	239,474	257,850	272,000	204,760	287,000	297,000	
500-CONTRACT SERVICES AND FEES							
PROFESSIONAL SERVICES							
FEES FOR SERVICES							
350-732-522 INSURANCE AND BONDS	8,245	8,074	8,245	5,611	7,700	0	
350-732-528 ADVERTISING	95	95	0	0	0	7,700	
TOTAL FEES FOR SERVICES	8,340	8,169	8,245	5,611	7,700	7,700	
CONTRACT SERVICES							
350-732-532 SOFTWARE MAINT/LICENSIN	50	2,157	2,310	1,178	1,150	1,300	
350-732-537 BANK FINANCE CHARGES	124	110	0	0	0	0	
350-732-539 OTHER CONTRACT SERVICES	600	483	500	95	95	0	
TOTAL CONTRACT SERVICES	774	2,750	2,810	1,273	1,245	1,300	
ANNUAL MAINTENANCE FEES							
TOTAL 500-CONTRACT SERVICES AN	9,115	10,919	11,055	6,883	8,945	9,000	
600-DEPRECIATION/BAD DEBT EXPE							
DEPRECIATION							
350-732-601 DEPRECIATION- FIXED ASS	89,697	91,886	0	0	0	0	
TOTAL DEPRECIATION	89,697	91,886	0	0	0	0	
BAD DEBT							
350-732-651 BAD DEBT	197	3,006	0	0	0	0	
TOTAL BAD DEBT	197	3,006	0	0	0	0	
TOTAL 600-DEPRECIATION/BAD DEB	89,894	94,891	0	0	0	0	
700-CAPITAL OUTLAY							

1-AIRPORT FUND
732-AIRPORT OPERATIONS DEPARTM
DEPARTMENT EXPENSES

	2008-2009 ACTUAL	2009-2010 ACTUAL	2010-2011 CURRENT BUDGET	2010-2011 YEAR-TO-DATE ACTUAL	2010-2011 PROJECTED YEAR END	2011-2012 REQUESTED BUDGET	2011-2012 ADMIN. RECOMENDED
OFFICE FURNITURE/EQUIPMENT							
FIELD EQUIPMENT/VEHICLES							
800-CONTRIBUTIONS & CONTINGENC							
CONTRIBUTIONS/TRANSFERS							
350-732-815 INTERFUND TRANSFERS OUT	30,000	30,000	30,000	22,500	30,000	30,000	
TOTAL CONTRIBUTIONS/TRANSFERS	30,000	30,000	30,000	22,500	30,000	30,000	
INTERFUND CHARGES							
CONTINGENCY RESERVES/CLAIMS							
TOTAL 800-CONTRIBUTIONS & CONT	30,000	30,000	30,000	22,500	30,000	30,000	
900-DEBT SERVICE							
SPECIFIC DEBT							
350-732-901 REPAY LOAN FROM GENERAL	0	0	41,733	0	28,908	41,475	
350-732-902 INTEREST EXPENSE	7,032	6,475	5,897	5,576	5,576	3,865	
TOTAL SPECIFIC DEBT	7,032	6,475	47,630	5,576	34,484	45,340	
SHORT TERM DEBT/CAPITAL LEASE							
LONG TERM DEBT/CAPITAL LEASE							
350-732-921 TRANSFER TO I&S PRINCIP	0	0	22,995	17,246	27,995	27,995	
350-732-922 TRANSFER TO I&S INTERES	16,667	15,783	14,899	11,174	14,899	10,498	
TOTAL LONG TERM DEBT/CAPITAL L	16,667	15,783	37,894	28,421	42,894	38,493	
TOTAL 900-DEBT SERVICE	23,699	22,258	85,524	33,996	77,378	83,833	
OTAL 732-AIRPORT OPERATIONS DEPARTM	440,081	460,472	442,434	299,745	447,552	467,814	
TOTAL EXPENDITURES	440,081	460,472	442,434	299,745	447,552	467,814	
*** TOTAL PROFIT / (LOSS) ***	54,311	(32,589)	2,628	61,106	17,955	11,088	

)-MUNICIPAL DRAINAGE UTILIT
REVENUES

	2008-2009 ACTUAL	2009-2010 ACTUAL	2010-2011 CURRENT BUDGET	2010-2011 YEAR-TO-DATE ACTUAL	2010-2011 PROJECTED YEAR END	2011-2012 REQUESTED BUDGET	2011-2012 ADMIN. RECOMENDED
)0-INTERGOVERNMENTAL REVENUES							
)0-CHARGES FOR SERVICES							
)0-340-260 DRAINAGE FEES	0	0	0	62,458	100,850	155,200	
)0-340-274 LATE PAYMENT FEE	0	0	0	773	1,200	1,200	
TOTAL 340-CHARGES FOR SERVICES	0	0	0	63,231	102,050	156,400	
)0-USE OF MONEY AND PROPERTY							
TOTAL REVENUES	0	0	0	63,231	102,050	156,400	

)-MUNICIPAL DRAINAGE UTILIT
750-MUNICIPAL DRAINAGE
DEPARTMENT EXPENSES

	2008-2009 ACTUAL	2009-2010 ACTUAL	2010-2011 CURRENT BUDGET	2010-2011 YEAR-TO-DATE ACTUAL	2010-2011 PROJECTED YEAR END	2011-2012 REQUESTED BUDGET	2011-2012 ADMIN. RECOMENDED
500-CONTRACT SERVICES AND FEES							
PROFESSIONAL SERVICES							
FEES FOR SERVICES							
CONTRACT SERVICES							
ANNUAL MAINTENANCE FEES							
600-DEPRECIATION/BAD DEBT EXPE							
DEPRECIATION							
BAD DEBT							
800-CONTRIBUTIONS & CONTINGENC							
CONTRIBUTIONS/TRANSFERS							
300-750-815 TRANSFER OUT	0	0	0	0	0	60,000	
TOTAL CONTRIBUTIONS/TRANSFERS	0	0	0	0	0	60,000	
TOTAL 800-CONTRIBUTIONS & CONT	0	0	0	0	0	60,000	
900-DEBT SERVICE							
LONG TERM DEBT/CAPITAL LEASE							
OTAL 750-MUNICIPAL DRAINAGE	0	0	0	0	0	60,000	
TOTAL EXPENDITURES	0	0	0	0	0	60,000	
*** TOTAL PROFIT / (LOSS) ***	0	0	0	63,231	102,050	96,400	

OTHER FUNDS:

Utility Impact Fund
Roadway Fund
Cemetery Permanent Fund

)-UTILITY IMPACT FEE FUND
REVENUES

	2008-2009 ACTUAL	2009-2010 ACTUAL	2010-2011 CURRENT BUDGET	2010-2011 YEAR-TO-DATE ACTUAL	2010-2011 PROJECTED YEAR END	2011-2012 REQUESTED BUDGET	2011-2012 ADMIN. RECOMENDED
)0-CHARGES FOR SERVICES							
)5-340-323 WATER CAP. IMPACT FEE	14,311	20,355	20,000	12,442	15,325	15,325	
)5-340-324 SEWER CAP. IMPACT FEE	4,469	5,577	6,000	2,959	3,200	3,200	
TOTAL 340-CHARGES FOR SERVICES	18,779	25,932	26,000	15,401	18,525	18,525	
TOTAL REVENUES	18,779	25,932	26,000	15,401	18,525	18,525	

-UTILITY IMPACT FEE FUND
592-NON-DEPARTMENTAL
DEPARTMENT EXPENSES

	2008-2009 ACTUAL	2009-2010 ACTUAL	2010-2011 CURRENT BUDGET	2010-2011 YEAR-TO-DATE ACTUAL	2010-2011 PROJECTED YEAR END	2011-2012 REQUESTED BUDGET	2011-2012 ADMIN. RECOMENDED
500-CONTRACT SERVICES AND FEES							
PROFESSIONAL SERVICES							
345-592-512 ENGINEERING	0	0	0	6,400	6,900	0	
TOTAL PROFESSIONAL SERVICES	0	0	0	6,400	6,900	0	
CONTRACT SERVICES							
345-592-539 OTHER CONTRACT SERVICES	0	0	0	1,583	17,830	0	
TOTAL CONTRACT SERVICES	0	0	0	1,583	17,830	0	
TOTAL 500-CONTRACT SERVICES AN	0	0	0	7,983	24,730	0	
TAL 592-NON-DEPARTMENTAL	0	0	0	7,983	24,730	0	
TOTAL EXPENDITURES	0	0	0	7,983	24,730	0	
*** TOTAL PROFIT / (LOSS) ***	18,779	25,932	26,000	7,418	(6,205)	18,525	

)-ROADWAY IMPACT FEE FUND
REVENUES

	2008-2009 ACTUAL	2009-2010 ACTUAL	2010-2011 CURRENT BUDGET	2010-2011 YEAR-TO-DATE ACTUAL	2010-2011 PROJECTED YEAR END	2011-2012 REQUESTED BUDGET	2011-2012 ADMIN. RECOMENDED
20-ASSESSMENTS							
)0-420-328 ROADWAY IMPACT FEES	42,185	29,380	27,000	18,441	22,000	22,000	
TOTAL 420-ASSESSMENTS	42,185	29,380	27,000	18,441	22,000	22,000	
TOTAL REVENUES	42,185	29,380	27,000	18,441	22,000	22,000	
*** TOTAL PROFIT / (LOSS) ***	42,185	29,380	27,000	18,441	22,000	22,000	

I-CEMETERY PERMANENT FUND
REVENUES

	2008-2009 ACTUAL	2009-2010 ACTUAL	2010-2011 CURRENT BUDGET	2010-2011 YEAR-TO-DATE ACTUAL	2010-2011 PROJECTED YEAR END	2011-2012 REQUESTED BUDGET	2011-2012 ADMIN. RECOMENDED
30-USE OF MONEY AND PROPERTY							
10-430-331 INTEREST INCOME	30,276	26,129	30,000	17,419	22,000	22,000	
10-430-337 UNREALIZED GAIN/LOSS INVE	(9,482)	(9,808)	0	(9,549)	0	0	
TOTAL 430-USE OF MONEY AND PROPERTY	20,794	16,322	30,000	7,869	22,000	22,000	
40-DONATIONS FROM PRIVATE SOU							
60-INTERFUND OPERATING TRANSF							
60-PROCEEDS GEN FIXED ASSETS							
10-460-371 CEMETERY LOT SALES -RESTRI	12,211	13,410	12,000	10,887	12,000	12,000	
TOTAL 460-PROCEEDS GEN FIXED ASSETS	12,211	13,410	12,000	10,887	12,000	12,000	
TOTAL REVENUES	33,005	29,732	42,000	18,756	34,000	34,000	

)-CEMETERY PERMANENT FUND
812-CEMETERY CLEARING FUND DEP
DEPARTMENT EXPENSES

	2008-2009 ACTUAL	2009-2010 ACTUAL	2010-2011 CURRENT BUDGET	2010-2011 YEAR-TO-DATE ACTUAL	2010-2011 PROJECTED YEAR END	2011-2012 REQUESTED BUDGET	2011-2012 ADMIN. RECOMENDED
500-CONTRACT SERVICES AND FEES							
CONTRACT SERVICES							
410-812-537 BANK FINANCE/SERVICE FE	60	40	75	5	15	25	
TOTAL CONTRACT SERVICES	60	40	75	5	15	25	
TOTAL 500-CONTRACT SERVICES AN	60	40	75	5	15	25	
800-CONTRIBUTIONS & CONTINGENC							
CONTRIBUTIONS/TRANSFERS							
410-812-813 TRNSF INT OUT TO CEM OP	30,000	30,000	30,000	22,500	22,000	22,000	
TOTAL CONTRIBUTIONS/TRANSFERS	30,000	30,000	30,000	22,500	22,000	22,000	
TOTAL 800-CONTRIBUTIONS & CONT	30,000	30,000	30,000	22,500	22,000	22,000	
TAL 812-CEMETERY CLEARING FUND DEP	30,060	30,040	30,075	22,505	22,015	22,025	
TOTAL EXPENDITURES	30,060	30,040	30,075	22,505	22,015	22,025	
*** TOTAL PROFIT / (LOSS) ***	2,945	(308)	11,925	(3,749)	11,985	11,975	

INTERNAL SERVICES FUNDS

?-FLEET SERVICES OPERATING
REVENUES

	2008-2009 ACTUAL	2009-2010 ACTUAL	2010-2011 CURRENT BUDGET	2010-2011 YEAR-TO-DATE ACTUAL	2010-2011 PROJECTED YEAR END	2011-2012 REQUESTED BUDGET	2011-2012 ADMIN. RECOMENDED
40-CHARGES FOR SERVICES							
32-340-277 EQUIPMENT RENTAL FEE	556,187	592,098	602,050	442,413	613,712	621,112	
TOTAL 340-CHARGES FOR SERVICES	556,187	592,098	602,050	442,413	613,712	621,112	
20-ASSESSMENTS							
32-420-329 PAYMENT OF CLAIMS	7,794	777	0	6,021	0	0	
TOTAL 420-ASSESSMENTS	7,794	777	0	6,021	0	0	
30-USE OF MONEY AND PROPERTY							
32-430-334 MISCELLANEOUS REVENUE	2,724	0	0	0	0	0	
32-430-335 REIMBURSEMENT/REPAYMENT	0	500	0	0	0	0	
TOTAL 430-USE OF MONEY AND PROPERTY	2,724	500	0	0	0	0	
50-INTERFUND OPERATING TRANSF							
70-PROCEEDS GEN LONG TERM LIA							
TOTAL REVENUES	566,705	593,375	602,050	448,434	613,712	621,112	

PROPOSED BUDGET WORKSHEET
AS OF: JUNE 30TH, 2011

?-FLEET SERVICES OPERATING
517-FLEET SERVICES
DEPARTMENT EXPENSES

	2008-2009 ACTUAL	2009-2010 ACTUAL	2010-2011 CURRENT BUDGET	2010-2011 YEAR-TO-DATE ACTUAL	2010-2011 PROJECTED YEAR END	2011-2012 REQUESTED BUDGET	2011-2012 ADMIN. RECOMENDED
100-EMPLOYEE SERVICES							
WAGES & SALARIES							
382-517-111 REGULAR FULL-TIME	82,719	85,569	85,706	62,308	85,706	86,382	
382-517-114 OVERTIME	2,240	3,593	4,239	2,376	4,000	3,687	
382-517-115 LONGEVITY PAY	384	480	576	576	576	672	
TOTAL WAGES & SALARIES	85,343	89,642	90,521	65,259	90,282	90,741	
PAID BENEFITS							
382-517-121 FICA SOCIAL SECURITY	6,554	7,076	6,950	5,080	6,950	7,019	
382-517-122 WORKERS COMPENSATION	2,737	2,132	2,278	1,772	2,278	2,298	
382-517-123 STATE UNEMPLOYMENT TAXE	90	378	78	141	144	540	
382-517-124 RETIREMENT-TMRS	10,789	11,795	12,156	8,721	12,156	11,304	
382-517-126 HEALTH INSURANCE	9,452	10,138	7,683	6,402	7,683	10,372	
382-517-127 DENTAL INSURANCE	404	404	425	354	425	463	
382-517-128 LONG TERM DISABILITY	295	327	334	278	334	454	
TOTAL PAID BENEFITS	30,322	32,251	29,904	22,749	29,970	32,450	
ALLOWANCES/REIMBURSEMENTS							
382-517-131 UNIFORMS(BUY)	225	320	330	200	330	330	
382-517-132 UNIFORM RENTAL	1,068	1,137	1,780	869	1,780	1,780	
TOTAL ALLOWANCES/REIMBURSEMENT	1,294	1,457	2,110	1,069	2,110	2,110	
TRAINING/PROFESSIONAL DEVELOPM							
382-517-141 WORKSHOP TRAINING	648	479	250	300	264	264	
382-517-143 MEMBERSHIP AND DUES	0	0	155	155	155	155	
382-517-144 SUBSCRIPTIONS,BOOKS	79	151	100	0	100	100	
382-517-148 TRAINING- MEALS	22	0	44	0	44	44	
TOTAL TRAINING/PROFESSIONAL DE	749	630	549	455	563	563	
TOTAL 100-EMPLOYEE SERVICES	117,708	123,979	123,084	89,532	122,925	125,864	
200-OPERATIONAL SUPPLIES							
OFFICE SUPPLIES							
382-517-211 GENERAL OFFICE SUPPLIES	236	138	250	121	250	250	
TOTAL OFFICE SUPPLIES	236	138	250	121	250	250	

!-FLEET SERVICES OPERATING
517-FLEET SERVICES
DEPARTMENT EXPENSES

	2008-2009 ACTUAL	2009-2010 ACTUAL	2010-2011 CURRENT BUDGET	2010-2011 YEAR-TO-DATE ACTUAL	2010-2011 PROJECTED YEAR END	2011-2012 REQUESTED BUDGET	2011-2012 ADMIN. RECOMENDED
CONSTRUCTION SUPPLIES							
382-517-226 MISC. HARDWARE	2,500	3,015	3,000	3,024	3,000	3,000	
TOTAL CONSTRUCTION SUPPLIES	2,500	3,015	3,000	3,024	3,000	3,000	
PUBLIC SAFETY SUPPLIES							
382-517-249 FIRE PREVENTION SUPPLIE	1,984	1,598	1,400	629	1,400	1,400	
TOTAL PUBLIC SAFETY SUPPLIES	1,984	1,598	1,400	629	1,400	1,400	
SPECIALTY SUPPLIES							
382-517-252 MEDICAL SUPPLIES	296	325	300	98	300	300	
382-517-253 CHEMICALS	3,027	3,023	3,000	2,484	3,000	3,000	
382-517-256 MINOR TOOLS/INSTRUMENTS	3,494	3,743	2,100	2,244	2,300	2,100	
382-517-259 MISC. SUPPLIES	7,579	7,682	7,000	6,015	7,000	7,000	
TOTAL SPECIALTY SUPPLIES	14,395	14,773	12,400	10,841	12,600	12,400	
OPERATIONAL EQUIPMENT(ADMIN)							
382-517-262 COMMUNICATION EQUIPMENT	290	100	100	0	100	100	
382-517-264 COMPUTER ACCESSORIES	118	86	100	0	100	100	
382-517-267 COMPUTERS	0	899	0	0	0	0	
TOTAL OPERATIONAL EQUIPMENT(AD	408	1,085	200	0	200	200	
OPERATIONAL EQUIPMENT(FIELD)							
382-517-279 OTHER OPERATIONAL EQUIP	0	4,052	0	0	0	0	
TOTAL OPERATIONAL EQUIPMENT(FI	0	4,052	0	0	0	0	
TOTAL 200-OPERATIONAL SUPPLIES	19,524	24,662	17,250	14,614	17,450	17,250	
300-FACILITIES OPERATIONS/MAIN							
UTILITIES							
382-517-323 TRUNK TELEPHONE SYSTEM	0	7	540	437	600	600	
382-517-324 CELL PHONES	872	1,491	880	654	880	1,040	
TOTAL UTILITIES	872	1,498	1,420	1,091	1,480	1,640	
FACILITY REPAIR/IMPROVEMENTS							
TOTAL 300-FACILITIES OPERATION	872	1,498	1,420	1,091	1,480	1,640	
400-EQUIPMENT OPERATIONS/MAINT							

-FLEET SERVICES OPERATING
517-FLEET SERVICES
DEPARTMENT EXPENSES

	2008-2009 ACTUAL	2009-2010 ACTUAL	2010-2011 CURRENT BUDGET	2010-2011 YEAR-TO-DATE ACTUAL	2010-2011 PROJECTED YEAR END	2011-2012 REQUESTED BUDGET	2011-2012 ADMIN. RECOMENDED
EQUIPMENT RENTAL							
382-517-414 MOTOR VEHICLE RENTAL	3,361	3,399	3,704	2,772	3,704	3,704	
382-517-416 LIGHT EQUIP RENTAL-EXTE	4,613	2,453	5,854	3,140	5,854	6,000	
382-517-418 TRUCKS,HEAVY, EQUIP REN	4,730	4,462	7,000	4,054	7,000	7,000	
382-517-419 REPLACEMENT FUND CONTRI	1,494	0	0	0	0	0	
TOTAL EQUIPMENT RENTAL	14,199	10,315	16,558	9,966	16,558	16,704	
FUEL, OIL & LUBRICANTS							
382-517-421 FUEL LINE AND PUMP REPA	4,480	4,624	5,500	4,370	3,500	3,500	
382-517-422 CARBURETOR REPAIRS	3,852	4,062	3,500	2,328	3,500	3,500	
382-517-423 TRANSMISSION SYSTEM	10,505	12,076	11,000	5,154	11,000	11,000	
382-517-424 BRAKE SYSTEM	15,281	16,672	15,000	13,714	15,000	15,000	
382-517-425 SUSPENSION SYSTEM	12,588	14,058	13,000	8,945	13,000	13,000	
382-517-426 HYDRAULIC SYSTEM	12,779	13,230	12,000	11,991	12,000	12,000	
382-517-427 COOLING SYSTEM	4,303	5,212	4,000	3,602	4,000	4,000	
382-517-428 ENGINE REPAIRS	29,947	32,470	30,000	26,969	30,000	30,000	
382-517-429 BODY SHOP REPAIRS	19,424	22,989	14,845	7,525	18,845	20,000	
TOTAL FUEL, OIL & LUBRICANTS	113,159	125,394	108,845	84,598	110,845	112,000	
FUEL,OIL,FILTERS,TIRES,ET							
382-517-441 FUEL(GAS, DIESEL)	134,097	163,316	182,439	144,043	200,000	200,000	
382-517-442 OIL,LUBRICANTS,OIL FILT	27,660	27,134	28,000	24,061	28,000	28,000	
382-517-445 TIRES	26,878	26,784	24,000	23,332	24,000	24,000	
382-517-446 BATTERIES	7,694	8,193	7,000	5,637	7,000	7,000	
382-517-447 ELECTRICAL	19,259	19,752	18,000	14,197	18,000	18,000	
382-517-448 EXHAUST SYSTEMS	2,251	2,000	2,000	50	2,000	2,000	
382-517-449 MISCELLANEOUS PARTS	22,847	28,675	27,000	25,401	25,000	25,000	
TOTAL FUEL,OIL,FILTERS,TIRES,E	240,686	275,853	288,439	236,721	304,000	304,000	
TOTAL 400-EQUIPMENT OPERATIONS	368,044	411,562	413,842	331,285	431,403	432,704	
500-CONTRACT SERVICES AND FEES							
FEES FOR SERVICES							
382-517-522 INSURANCE AND BONDS	47,377	37,523	42,000	25,584	36,000	38,000	
382-517-526 TESTING/CERT. PERMITS	1,739	1,683	1,500	596	1,500	1,500	
TOTAL FEES FOR SERVICES	49,115	39,206	43,500	26,180	37,500	39,500	
CONTRACT SERVICES							
382-517-532 SOFTWARE LICENSE/MAINTE	0	2,580	1,908	1,908	1,908	3,108	
382-517-536 WARRANTY/SERVICE AGREEM	2,197	1,046	1,046	1,046	1,046	1,046	
TOTAL CONTRACT SERVICES	2,197	3,626	2,954	2,954	2,954	4,154	
TOTAL 500-CONTRACT SERVICES AN	51,312	42,832	46,454	29,134	40,454	43,654	

-FLEET SERVICES OPERATING
517-FLEET SERVICES
DEPARTMENT EXPENSES

	2008-2009 ACTUAL	2009-2010 ACTUAL	2010-2011 CURRENT BUDGET	2010-2011 YEAR-TO-DATE ACTUAL	2010-2011 PROJECTED YEAR END	2011-2012 REQUESTED BUDGET	2011-2012 ADMIN. RECOMENDED
600-DEPRECIATION/BAD DEBT EXPE							
DEPRECIATION							
700-CAPITAL OUTLAY							
FIELD EQUIPMENT/VEHICLES							
382-517-725 OTHER EQUIPMENT	(2,197)	0	0	0	0	0	
TOTAL FIELD EQUIPMENT/VEHICLE	(2,197)	0	0	0	0	0	
TOTAL 700-CAPITAL OUTLAY	(2,197)	0	0	0	0	0	
800-CONTRIBUTIONS & CONTINGENC							
CONTINGENCY RESERVES/CLAIMS							
900-DEBT SERVICE							
SHORT TERM DEBT/CAPITAL LEASE							
TAL 517-FLEET SERVICES	555,262	604,534	602,050	465,656	613,712	621,112	
TOTAL EXPENDITURES	555,262	604,534	602,050	465,656	613,712	621,112	
*** TOTAL PROFIT / (LOSS) ***	11,442	(11,159)	0	(17,223)	0	0	

Rental Rates Budget 11-12

Fund/Dept. #	Department/Division	Rental Fee 414	Rental Fee 415	Rental Fee 412	Budget 11-12
100-522	Community Development	$ 6,200			**$ 6,200**
100-542	Fire Department	$ 6,200	$ 73,451		**$ 79,651**
100-552	Police - Field Services	$ 163,238			**$ 163,238**
100-558	Police - Animal Control	$ 6,200			**$ 6,200**
100-573	Public Works - Engineering	$ 6,200			**$ 6,200**
100-563	Public Works - Street/Grounds	$ 54,070	$ 82,703	$ 55,438	**$ 192,211**
100-565	Public Works - Recreation	$ 6,200		$ 14,902	**$ 21,102**
100-566	Gen. Services - Bldg. Maint.	$ 6,200			**$ 6,200**
100-575	Gen. Services - IT	$ 3,100			**$ 3,100**
	Total General Fund	$ 257,608	$ 156,154	$ 70,340	**$ 484,102**
340-701	Administration	$ 6,200			**$ 6,200**
340-706	Wastewater Plant Operations	$ 3,100	$ 2,000	$ 1,000	**$ 6,100**
340-708	Maintenance of Distribution/Collec	$ 56,070	$ 58,736		**$ 114,806**
	Total Utility Fund	$ 65,370	$ 60,736	$ 1,000	**$ 127,106**
350-732	Airport Fund	$ 3,100			**$ 3,100**
370-761	Cemetery Fund	$ 3,100			**$ 3,100**
382-517	Fleet Services Fund	$ 3,704			**$ 3,704**
		$ 9,904			**$ 9,904**
	Total All Funds	$ 332,882	$ 216,890	$ 71,340	**$ 621,112**

PROPOSED BUDGET WORKSHEET
AS OF: JUNE 30TH, 2011

-FLEET REPLACEMENT FUND
REVENUES

	2008-2009 ACTUAL	2009-2010 ACTUAL	2010-2011 CURRENT BUDGET	2010-2011 YEAR-TO-DATE ACTUAL	2010-2011 PROJECTED YEAR END	2011-2012 REQUESTED BUDGET	2011-2012 ADMIN. RECOMENDED
40-CHARGES FOR SERVICES							
34-340-278 EQUIPMENT REPLACEMENT FEE	120,708	10,303	0	0	0	0	
TOTAL 340-CHARGES FOR SERVICES	120,708	10,303	0	0	0	0	
30-USE OF MONEY AND PROPERTY							
50-INTERFUND OPERATING TRANSF							
34-450-370 TRANSFER IN	191	0	0	0	0	0	
TOTAL 450-INTERFUND OPERATING TRANSF	191	0	0	0	0	0	
60-PROCEEDS GEN FIXED ASSETS							
34-460-374 SALE OF SURPLUS EQUIPMENT	0	51	0	13,558	13,558	0	
34-460-379 SALE OF MISC ASSETS	1,174	1,955	0	0	0	0	
TOTAL 460-PROCEEDS GEN FIXED ASSETS	1,174	2,006	0	13,558	13,558	0	
70-PROCEEDS GEN LONG TERM LIA							
TOTAL REVENUES	122,073	12,309	0	13,558	13,558	0	

4-FLEET REPLACEMENT FUND
518-EQUIPMENT REPLACEMENT
DEPARTMENT EXPENSES

	2008-2009 ACTUAL	2009-2010 ACTUAL	2010-2011 CURRENT BUDGET	2010-2011 YEAR-TO-DATE ACTUAL	2010-2011 PROJECTED YEAR END	2011-2012 REQUESTED BUDGET	2011-2012 ADMIN. RECOMENDED
600-DEPRECIATION/BAD DEBT EXPE							
DEPRECIATION							
384-518-601 DEPRECIATION EXPENSE	169,926	171,288	0	0	0	0	
TOTAL DEPRECIATION	169,926	171,288	0	0	0	0	
TOTAL 600-DEPRECIATION/BAD DEB	169,926	171,288	0	0	0	0	
700-CAPITAL OUTLAY							
OFFICE FURNITURE/EQUIPMENT							
384-518-714 COMPUTERS	17,930	0	0	0	0	0	
TOTAL OFFICE FURNITURE/EQUIPME	17,930	0	0	0	0	0	
FIELD EQUIPMENT/VEHICLES							
384-518-723 MOTOR VEHICLES	600	1,300	0	79,933	79,933	0	
384-518-725 OTHER EQUIPMENT	0	(600)	0	6,496	6,496	0	
TOTAL FIELD EQUIPMENT/VEHICLES	600	700	0	86,429	86,429	0	
TOTAL 700-CAPITAL OUTLAY	18,530	700	0	86,429	86,429	0	
900-DEBT SERVICE							
SHORT TERM DEBT/CAPITAL LEASE							
384-518-913 CAPITAL LEASE SHORT TER	0	56,357	80,000	54,922	73,230	96,810	
TOTAL SHORT TERM DEBT/CAPITAL	0	56,357	80,000	54,922	73,230	96,810	
LONG TERM DEBT/CAPITAL LEASE							
384-518-922 LONG-TERM INTEREST	4,200	5,152	0	0	0	0	
TOTAL LONG TERM DEBT/CAPITAL L	4,200	5,152	0	0	0	0	
TOTAL 900-DEBT SERVICE	4,200	61,509	80,000	54,922	73,230	96,810	
OTAL 518-EQUIPMENT REPLACEMENT	192,657	233,498	80,000	141,351	159,659	96,810	
TOTAL EXPENDITURES	192,657	233,498	80,000	141,351	159,659	96,810	
*** TOTAL PROFIT / (LOSS) ***	(70,584)	(221,189)	(80,000)	(127,793)	(146,101)	(96,810)	

Replacement Schedule

Vehicle ID							Mileage/Hrs			Replacement Cost				
#	Type	Year	Make/Model	Dept. Assign.	Date Acquired	Annual	mi/ hrs	Current Mileage 5/1/11	11-12	12-13	13-14	14-15	15-16
1	86	CR	1999	FORD TAURUS	CD	1/29/99	5,000	mi.	93,167					$ 20,000
2	134	PU	1996	DODGE 3/4 TON	CD	12/1/95	6,000	mi.	111,030	$ 20,000				
3	700	PU	2001	DODGE RAM 150 1/2 TON	CD	5/1/01	6,000	mi.	53,350					
4	13	CR	1997	FORD TAURUS	PDI	11/10/98	6,000	mi.	96,204				$ 20,000	
5	164	CR	1999	MERCURY SABLE	PDI	12/16/99	9,000	mi.	111,230		$ 20,000			
6	165	CR	1999	FORD TAURUS	PDI	12/17/00	5,000	mi.	106,174				$ 20,000	
7	166	PU	2001	CHEVY SILV EXT. CAB 1/2 TON	PDI	9/1/10	5,000	mi.	122,496					
8	300	CR	1999	MERCURY GRAND MARQUIS	PDFS	3/8/99	10,000	mi.	115,679		$ 20,000			
9	301	CR	2000	MERCURY GRAND MARQUIS	PDI	10/1/01	8,000	mi.	86,342					$ 20,000
10	302	CR	2000	MERCURY GRAND MARQUIS	PDA	10/1/01	6,000	mi.	91,879					$ 20,000
11	317	CR	2005	CHEVY IMPALA	PDFS	6/15/05	22,000	mi.	123,605	$ 45,000				
12	320	CR	2007	CHEVY IMPALA	PDFS	3/26/07	22,000	mi.	95,422	$ 45,000				
13	321	CR	2007	CHEVY IMPALA	PDFS	3/26/07	22,000	mi.	96,770	$ 45,000				
14	322	CR	2007	CHEVY IMPALA	PDFS	4/12/07	22,000	mi.	103,278	$ 45,000				
15	323	CR	2007	CHEVY IMPALA	PDFS	4/12/07	22,000	mi.	98,853	$ 45,000				
16	324	CR	2008	FORD CROWN VICTORIA	PDFS	6/12/08	22,000	mi.	59,268			$ 50,000		
17	325	CR	2008	FORD CROWN VICTORIA	PDFS	6/12/08	22,000	mi.	67,543			$ 50,000		
18	326	CR	2008	FORD CROWN VICTORIA	PDFS	6/12/08	22,000	mi.	60,476			$ 50,000		
19	327	CR	2008	FORD CROWN VICTORIA	PDFS	6/12/08	22,000	mi.	57,034			$ 50,000		
20	328	CR	2011	FORD CROWN VICTORIA	PDFS	4/8/11	22,000	mi.	812					
21	329	CR	2011	FORD CROWN VICTORIA	PDFS	4/8/11	22,000	mi.	247					
22	94	PU	1999	CHEVY 3/4 TON	ACO	12/2/99	7,000	mi.	121,221	$ 20,000				
23	95	PU	2007	CHEVY SILV CREWCAB 1 TON	ACO	3/13/08	15,000	mi.	32,656					
24	25	SUV	2000	FORD EXPLORER	TRPSC	11/30/99	3,000	mi.	33,825					
25	500	PU2	2001	DODGE RAM 1/2 ton	PWE	5/1/01	6,000	mi.	81,451				$ 20,000	
26	506	PU2	2001	CHEVY SILV EXT. CAB 1/2 TON	PWE	10/1/01	6,000	mi.	60,765					$ 20,000
27	24	PU	2000	FORD F150 1/2 TON	PWS	12/13/99	5,000	mi.	65,872					$ 20,000
28	502	PU	2001	DODGE RAM 3/4 TON	PWS	4/20/01	6,000	mi.	64,839					$ 20,000
29	516	PU	2002	FORD F550 1 1/2 TON	PWS	11/1/01	3,000	mi.	39,918					
30	560	PU	2005	CHEVY SILV 3/4 TON	PWS	9/20/05	4,000	mi.	31,276					
31	561	PU	2005	CHEVY SILV 3/4 TON	PWS	9/20/05	10,000	mi.	45,886					
32	90	DT	1981	GMC 4 1/2 TON	PWS	3/10/81	200	mi.	69,685		$ 70,000			
33	109	DT	1984	CHEVY 3 TON	PWS	8/16/95	500	mi.	52,040	DO NOT REPLACE				
34	515	DT	2002	STERLING 7500 5 1/2 TON	PWS	1/1/02	5,000	mi.	40,197					
35	533	DT	1988	CHEVY 1TON	PWS	2/6/03	4,000	mi.	34,866	DO NOT REPLACE				
36	544	DT	2004	FREIGHTLINER 3 TON	PWS	3/11/04	2,000	mi.	19,713					
37	608	DT	1988	CHEVY 1 TON	PWS	2/6/03	2,000	mi.	25,415	$ 40,000				
38	37	CP	1976	HYSTER RUBBER TIRE COMP	PWS	1/1/00	100	hr.	417		$ 62,000			
39	521	CP	2000	TEREX TV1000 SW ROLLER	PWS	12/1/01	20	hr.	390					
40	517	SW	2002	ISUZU FB SWEEPER 2 1/2 TON	PWS	11/1/01	3,000	hr.	3,329	$ 160,000				

	Vehicle ID						Mileage/Hrs			Replacement Cost				
	#	Type	Year	Make/Model	Dept. Assign.	Date Acquired	Annual	mi/ hrs	Current Mileage 5/1/11	11-12	12-13	13-14	14-15	15-16
41	539	TC	2003	BOBCAT SKID STEER LOADER	PWS	1/14/04	400	hr.	1,605					
42	35	TC	1997	JD 444H WHEEL LOADER	PWS	9/29/97	200	hr.	3,783				$ 20,000	
43	518	GR	2001	M8030 GRADALL XL 3100	PWS	12/1/01	2,000	hr.	1,853					
44	538	GR	2004	VOLVO G80 COMPACT GRADER	PWS	11/19/03	100	hr.	846					
45	562	CE	2007	CRAFCO SUPERSHOT 125D	PWS	12/20/07	200	hr.	281					
46	563	TL	2010	KINLOCH SOLAR ARROW BOARD	FLEET	4/8/11	N/A	hr.						
47	545	TL	1990	DIETZ TRAFFIC ARROW BOARD	PWS	2/26/04	100	hr.	5,303	DO NOT REPLACE				
48	546	TL	1990	DIETZ TRAFFIC ARROW BOARD	PWS	2/26/04	100	hr.	3,748	$ 6,200				

	Vehicle ID						Mileage/Hrs							
	#	Type	Year	Make/Model	Dept. Assign.	Date Acquired	Annual	mi/ hrs	Current Mileage 5/1/11	Replacement Cost 11-12	12-13	13-14	14-15	15-16
49	19	PU	1999	CHEVY C2500 1/2 TON	TRPSC	2/24/99	5,000	mi.	77,821			$ 20,000		
50	29	PU	1999	CHEVY 1/2 TON	PWP	11/3/98	6,000	mi.	97,723		$ 20,000			
51	503	PU	2001	DODGE RAM 1/2 TON	PWP	4/18/01	4,000	mi.	53,274					
52	511	PU	2002	FORD F550 1 1/2 TON	PWP	11/1/01	8,000	mi.	13,891					
53	535	PU	2003	CHEVY SILV EXT. CAB 1 TON	PWP	4/9/03	4,000	mi.	23,546					
54	543	PU	2004	CHEVY EXT. CAB 1 TON	PWP	3/10/04	3,000	mi.	22,495					
55	548	PU	2005	CHEVY SILV EXT. CAB 3/4 TON	PWP	8/19/05	4,000	mi.	20,490					
56	88	DT	1986	FORD 6 TON	PWP	5/10/00	1,000	mi.	156,320	DO NOT REPLACE				
57	508	MW	2001	TORO GROUNDMASTER	PWP	2/1/02	1,200	hr.	4,812	$ 65,000				
58	509	MW	2001	TORO MASTER	PWP	12/1/01	200	hr.	1,641	$ 10,000				
59	510	MW	2001	TORO Z MASTER	PWP	12/1/01	150	hr.	1,301	$ 10,000				
60	525	MW	2002	TORO Z MASTER	PWP	10/1/02	200	hr.	1,468		$ 10,000			
61	526	MW	2002	TORO Z MASTER	PWP	10/1/02	200	hr.	1,682		$ 10,000			
62	549	MW	2007	TORO Z MASTER	PWP	3/13/07	200	hr.	200					
63	550	MW	2007	TORO Z MASTER	PWP	3/13/07	200	hr.	135					
64	540	PG	2004	JOHN DEERE 2020 PROGATOR	PWP	1/29/04	200	hr.	14					
65	541	TC	2004	JOHN DEERE 1200A GROOMER	PWP	1/29/04	250	hr.	838					
66	542	TC	2004	JOHN DEERE 5220 TRACTOR LOADER	PWP	3/2/04	200	hr.	165					
67	551	TC	2007	JOHN DEERE 5202 UTILITY TRACTOR	PWP	5/8/07	250	hr.	885					
68	552	TC	2007	JOHN DEERE 5202 UTILITY TRACTOR	PWP	5/8/07	250	hr.	1,119					
-)	553	TC	2007	JOHN DEERE 5525 CAB TRACTOR	PWP	5/21/07	250	hr.	707					
)	50	BC	1995	VERMEER 1230 BRUSH CHIPPER	PWP	8/8/95	200	hr.	4,618	DO NOT REPLACE				
1	51	BC	1990	VERMEER 1250 BRUSH CHIPPER	PWP	9/23/91	200	hr.	1,840	$ 50,000				
2	701	PG	2009	JOHN DEERE 2030A PROGATOR	TRPSC	10/31/09	200	hr.	238					
73	702	BR	2009	JOHN DEERE 1200A BUNKER RAKE	TRPSC	10/31/09	100	hr.	140					
74	703	BR	2009	JOHN DEERE 1200A BUNKER RAKE	TRPSC	10/31/09	100	hr.	157					
75	704	PG	2009	JOHN DEERE PROGATOR	TRPSC	10/31/09	100	hr.	111					
76	705	PG	2009	JOHN DEERE HPX GATOR	TRPSC	10/31/09	200	hr.	305					
77	706	MW	2009	JOHN DEERE 1600T WIDE AREA MOW	TRPSC	10/31/09	100	hr.	247					
78	707	MW	2009	JOHN DEERE 7200 PRECISION CUT MC	TRPSC	10/31/09	100	hr.	182					
79	708	MW	2009	JOHN DEERE 7700 PRECISION CUT MC	TRPSC	10/31/09	100	hr.	88					
80	709	MW	2009	JOHN DEERE 830A Z-TRACK MOWER	TRPSC	10/31/09	100	hr.	142					
81	710	PG	2009	JOHN DEERE HPX GATOR	TRPSC	10/31/09	200	hr.	245					
82	711	TC	2009	JOHN DEERE 4320 UTILITY TRACTOR	TRPSC	10/31/09	100	hr.	87					
83	712	MW	2009	JOHN DEERE 260C WALK BEHIND MO	TRPSC	10/31/09	N/A							
84	716	AE	2009	JOHN DEERE 1500 AERATOR	TRPSC	10/31/09	N/A							
85	717	TDC	2009	JOHN DEERE TC125 DEBRIC COLLECT	TRPSC	10/31/09	N/A							
86	718	TT	2009	DAKOTA TURF TENDER	TRPSC	10/31/09	N/A							
87	269	PU	2008	CHEVY 3/4 TON	BLDG	3/17/08	8,000	mi.	28,885					
88	314	CR	2004	CHEVY IMPALA	BLDG	2/11/04	2,000	mi.	139,410					
89	313	CR	2004	CHEVY IMPALA	IT	2/11/04	22,000	mi.	119,878					

Vehicle ID							Mileage/Hrs			Replacement Cost				
#	Type	Year	Make/Model	Dept. Assign.	Date Acquired	Annual	mi/ hrs	Current Mileage 5/1/11	11-12	12-13	13-14	14-15	15-16
90	606	PU	2000	CHEVY 1/2	UADM	1/6/02	5,000	mi.	99,597			$ 20,000		
91	45	PU	1999	CHEVY 3/4 TON	UADM	12/2/99	12,000	mi.	124,693	$ 20,000				
92	11	GC	2004	EZ-GO SPORT 350	UM	1/23/04	200	mi.	639					
93	12	GC	2004	EZ-GO SPORT 350	UM	1/23/04	200	mi.	477					
94	22	PU	1999	CHEVY 3/4 TON	UM	3/5/99	6,000	mi.	92,830					
95	123	VN	1998	FORD CAMERA 3/4 TON	UM	10/15/98	100	mi.	14,906					
96	600	PU	2001	DODGE RAM 1/2 TON	UM	5/1/01	10,000	mi.	94,329			$ 20,000		
97	602	PU	2001	DODGE RAM 3/4 TON	UM	4/22/01	10,000	mi.	98,502		$ 30,000			
98	604	PU	2002	CHEVY 1/2 TON	UM	1/6/02	10,000	mi.	95,515				$ 20,000	
99	605	PU	2002	CHEVY 1 TON	UM	1/6/02	10,000	mi.	82,632			$ 30,000		
100	609	PU	2003	CHEVY SIL 1 TON	UM	7/17/03	7,500	mi.	62,017					
101	610	PU	2009	CHEVY 1 TON	UM	5/1/04	10,000	mi.	20,166					
102	611	PU	2009	CHEVY 1 TON	UM	5/1/04	10,000	mi.	15,174					
103	607	DT	2003	STERLING L7500	UM	7/31/02	1,500	mi.	10,349					
104	613	DT	2007	INTERNATIONAL 4 1/2 TON	UM	11/17/06	4,000	mi.	16,695					
105	614	DT	2007	INTERNATIONAL 4 1/2 TON	UM	11/17/06	6,000	mi.	17,150					
106	47	BH	2000	JOHN DEERE 410E	UM	6/10/00	200	hr.	2,246				$ 68,000	
107	63	JM	2000	BOSS PIPE HUNTER	UM	5/25/00	200	hr.	2,013		$ 50,000			
108	112	JM	1999	SECA JET MACHINE	UM	4/15/99	50	hr.	471	$ 50,000				
[illegible]	115	BH	1996	JOHN DEERE 310D	UM	10/9/96	100	hr.	3,838	$ 68,000				
[illegible]	620	BH	2000	JOHN DEERE 410E	UM	12/4/00	300	hr.	1,322					$ 68,000
[illegible]	621	BH	2006	JOHN DEERE 410G	UM	9/29/06	300	hr.	1,629					
112	603	PU	2002	CHEVY 1/2	WWTP	1/1/02	10,000	mi.	116,743		$ 20,000			
113	214	BH2	1990	JCB	WWTP	2/3/97	3000	hr.	2,593					
114	630	MW	2009	HUSTLER SUPER Z	WWTP	6/1/09	200	hr.	127					
115	310	CR	2004	DODGE INTREPID	AP	4/17/03	4,000	mi.	95,526					
116	54	PU	1999	CHEVY 3/4 TON	CEM	12/2/99	2,000	mi.	137,401	$ 20,000			$ 20,000	
117	87	PU	1999	CHEVY S10 1/2 TON	FLEET	1/28/99	5,000	mi.	59,410			$ 20,000		
118	106	PU	2005	CHEVY SILV 3/4 TON	FLEET	9/1/05	7,000	mi.	28,550					
119	C1	SUV	2007	FORD EXPEDITION XLT	FS	7/5/07	5,000	mi.	15,766					
120	MRV1	SUV	2004	FORD EXPEDITION	FS	1/19/04	6,000	mi.	40,582					
121	MRV2	SUV	2004	FORD EXPEDITION	FS	1/19/04	6,000	mi.	49,146					
122	E11	FT	1996	PIERCE SABER	FS	10/7/96	2,000	mi.	50,927		$ 390,000			
123	QI	FT	1999	PIERCE QUINT	FS	4/12/99	6,000	mi.	65,042					
124	E2	FT	2003	PIERCE TANKER	FS	10/1/03	4,000	mi.	2,939					
125	TR1	AM	1997	FORD AMBULANCE	FS	9/1/09	1,000	mi.	101,311					
126	298	MW	2009	JOHN DEERE LA105	FS	4/1/10	100	hr.	46					
127	547	MW	2004	JOHN DEERE L100	FS	8/4/04	100	hr.	770					
										$ 764,200	$ 702,000	$ 310,000	$ 188,000	$ 188,000

City of Taylor (Schedule B)

Compound Period .....: Annual

Nominal Annual Rate ... :	3.500	%
Effective Annual Rate .. :	3.500	%
Periodic Rate .....:	3.5000	%
Daily Rate .....:	0.00959	%

CASH FLOW DATA

Event	Start Date	Amount	Number	Period	End Date
1 Loan	04/01/2008	381,545.11	1		
2 Payment	04/01/2009	62,399.60	7	Annual	04/01/2015

AMORTIZATION SCHEDULE - Normal Amortization

Date	Payment	Interest	Principal	Balance
Loan 04/01/2008				381,545.11
2008 Totals	0.00	0.00	0.00	
1 04/01/2009	62,399.60	13,354.08	49,045.52	332,499.59
2009 Totals	62,399.60	13,354.08	49,045.52	
2 04/01/2010	62,399.60	11,637.49	50,762.11	281,737.48
2010 Totals	62,399.60	11,637.49	50,762.11	
3 04/01/2011	62,399.60	9,860.81	52,538.79	229,198.69
2011 Totals	62,399.60	9,860.81	52,538.79	
4 04/01/2012	62,399.60	8,021.95	54,377.65	174,821.04
2012 Totals	62,399.60	8,021.95	54,377.65	
5 04/01/2013	62,399.60	6,118.74	56,280.86	118,540.18
2013 Totals	62,399.60	6,118.74	56,280.86	
6 04/01/2014	62,399.60	4,148.91	58,250.69	60,289.49
2014 Totals	62,399.60	4,148.91	58,250.69	
7 04/01/2015	62,399.60	2,110.11	60,289.49	0.00
2015 Totals	62,399.60	2,110.11	60,289.49	
Grand Totals	436,797.20	55,252.09	381,545.11	

EXHIBIT B

>> SCHEDULE OF PAYMENTS & EARLY REDEMPTION VALUE <<

PUBLIC PROPERTY FINANCE ACT CONTRACT NO. 5671 (THE "FINANCE CONTRACT")
BY AND BETWEEN

Government Capital Corporation **and the Issuer,** City of Taylor

Dated as of February 22, 2011

PMT NO.	PMT DATE MO. DAY YR	TOTAL PAYMENT	INTEREST PAID	PRINCIPAL PAID	EARLY REDEMPTION VALUE after pmt on this line
1	10/01/11	$28,814.70	$5,233.77	$23,580.93	N/A
2	10/01/12	$28,814.70	$7,341.11	$21,473.59	N/A
3	10/01/13	$28,814.70	$6,262.46	$22,552.24	N/A
4	10/01/14	$28,814.70	$5,129.64	$23,685.06	$81,115.40
5	10/01/15	$28,814.70	$3,939.91	$24,874.79	$54,936.95
6	10/01/16	$28,814.70	$2,690.42	$26,124.28	$27,907.70
7	10/01/17	$28,814.70	$1,378.17	$27,436.53	$0.00

****This Schedule is subject to current Market Indexing if Funding occurs 14 days after Proposal Date****

Accepted by the Issuer: X _____
Jim Dunaway, City Manager

PROPOSED BUDGET WORKSHEET
AS OF: JUNE 30TH, 2011

)-CIVIL SERVICE FUND
REVENUES

	2008-2009 ACTUAL	2009-2010 ACTUAL	2010-2011 CURRENT BUDGET	2010-2011 YEAR-TO-DATE ACTUAL	2010-2011 PROJECTED YEAR END	2011-2012 REQUESTED BUDGET	2011-2012 ADMIN. RECOMENDED
30-USE OF MONEY AND PROPERTY							
50-INTERFUND OPERATING TRANSF							
30-450-365 TRANSFER FROM GENERAL FUND	10,000	6,271	5,000	3,750	5,000	10,000	
TOTAL 450-INTERFUND OPERATING TRANSF	10,000	6,271	5,000	3,750	5,000	10,000	
TOTAL REVENUES	10,000	6,271	5,000	3,750	5,000	10,000	

)-CIVIL SERVICE FUND
627-CIVIL SERVICE POLICE
DEPARTMENT EXPENSES

	2008-2009 ACTUAL	2009-2010 ACTUAL	2010-2011 CURRENT BUDGET	2010-2011 YEAR-TO-DATE ACTUAL	2010-2011 PROJECTED YEAR END	2011-2012 REQUESTED BUDGET	2011-2012 ADMIN. RECOMENDED
100-EMPLOYEE SERVICES							
WAGES & SALARIES							
130-627-111 SICK PAY - POLICE	0	4,826	0	0	9,011	0	
TOTAL WAGES & SALARIES	0	4,826	0	0	9,011	0	
PAID BENEFITS							
130-627-121 FICA SOCIAL SECURITY	0	433	0	0	4,192	0	
130-627-124 TMRS	0	396	0	0	994	0	
TOTAL PAID BENEFITS	0	828	0	0	5,185	0	
TOTAL 100-EMPLOYEE SERVICES	0	5,655	0	0	14,197	0	
TAL 627-CIVIL SERVICE POLICE	0	5,655	0	0	14,197	0	

)-CIVIL SERVICE FUND
628-CIVIL SERVICE FIRE
DEPARTMENT EXPENSES

	2008-2009 ACTUAL	2009-2010 ACTUAL	2010-2011 CURRENT BUDGET	2010-2011 YEAR-TO-DATE ACTUAL	2010-2011 PROJECTED YEAR END	2011-2012 REQUESTED BUDGET	2011-2012 ADMIN. RECOMENDED
100-EMPLOYEE SERVICES							
WAGES & SALARIES							
130-628-111 SICK PAY - FIRE	7,030	1,085	0	10,909	10,909	0	
TOTAL WAGES & SALARIES	7,030	1,085	0	10,909	10,909	0	
PAID BENEFITS							
130-628-121 FICA SOCIAL SECURITY	630	97	0	978	978	0	
130-628-124 TMRS	577	89	0	895	895	0	
TOTAL PAID BENEFITS	1,207	186	0	1,873	1,873	0	
TOTAL 100-EMPLOYEE SERVICES	8,237	1,271	0	12,782	12,782	0	
TAL 628-CIVIL SERVICE FIRE	8,237	1,271	0	12,782	12,782	0	
TOTAL EXPENDITURES	8,237	6,926	0	12,782	26,979	0	
*** TOTAL PROFIT / (LOSS) ***	1,763	(655)	5,000	(9,032)	(21,979)	10,000	

DEBT SERVICE FUNDS

08-2011 02:33 PM

CITY OF TAYLOR
PROPOSED BUDGET WORKSHEET
AS OF: JUNE 30TH, 2011

0-I & S FOR G O BONDS
REVENUES

	2008-2009 ACTUAL	2009-2010 ACTUAL	2010-2011 CURRENT BUDGET	2010-2011 YEAR-TO-DATE ACTUAL	2010-2011 PROJECTED YEAR END	2011-2012 REQUESTED BUDGET	2011-2012 ADMIN. RECOMENDED
10-TAXES							
40-310-111 CURRENT PROPERTY TAXES	1,419,626	1,599,682	1,635,842	1,657,852	1,660,000	1,542,404	
TOTAL 310-TAXES	1,419,626	1,599,682	1,635,842	1,657,852	1,660,000	1,542,404	
30-USE OF MONEY AND PROPERTY							
40-430-331 INTEREST INCOME	22,685	33,583	1,200	7,500	7,800	1,200	
40-430-335 REIMBURSEMENTS/REFUNDS	0	12,533	0	0	0	0	
TOTAL 430-USE OF MONEY AND PROPERTY	22,685	46,116	1,200	7,500	7,800	1,200	
50-INTERFUND OPERATING TRANSF							
40-450-370 INTERFUND TRANSFER IN	204,772	0	0	0	0	0	
TOTAL 450-INTERFUND OPERATING TRANSF	204,772	0	0	0	0	0	
70-PROCEEDS GEN LONG TERM LIA							
40-470-388 BOND PROCEEDS	4,675,000	0	0	0	0	0	
TOTAL 470-PROCEEDS GEN LONG TERM LIA	4,675,000	0	0	0	0	0	
TOTAL REVENUES	6,322,083	1,645,797	1,637,042	1,665,352	1,667,800	1,543,604	

)-I & S FOR G O BONDS
620-G O BONDS SINKING & INTERE
DEPARTMENT EXPENSES

	2008-2009 ACTUAL	2009-2010 ACTUAL	2010-2011 CURRENT BUDGET	2010-2011 YEAR-TO-DATE ACTUAL	2010-2011 PROJECTED YEAR END	2011-2012 REQUESTED BUDGET	2011-2012 ADMIN. RECOMENDED
500-CONTRACT SERVICES AND FEES							
CONTRACT SERVICES							
140-620-537 BANK/PAYING AGENT FEES	2,045	1,149	2,100	1,061	2,100	2,100	
TOTAL CONTRACT SERVICES	2,045	1,149	2,100	1,061	2,100	2,100	
TOTAL 500-CONTRACT SERVICES AN	2,045	1,149	2,100	1,061	2,100	2,100	
800-CONTRIBUTIONS & CONTINGENC							
CONTRIBUTIONS/TRANSFERS							
140-620-815 INTERFUND TRANSFER OUT	18,483	0	0	0	0	0	
TOTAL CONTRIBUTIONS/TRANSFERS	18,483	0	0	0	0	0	
TOTAL 800-CONTRIBUTIONS & CONT	18,483	0	0	0	0	0	
900-DEBT SERVICE							
LONG TERM DEBT/CAPITAL LEASE							
140-620-921 PRINCIPAL RETIREMENT	770,771	816,112	840,567	0	860,567	894,083	
140-620-922 I & S INTEREST	703,528	697,981	795,275	395,121	781,815	748,321	
TOTAL LONG TERM DEBT/CAPITAL L	1,474,299	1,514,093	1,635,842	395,121	1,642,382	1,642,404	
TOTAL 900-DEBT SERVICE	1,474,299	1,514,093	1,635,842	395,121	1,642,382	1,642,404	
TAL 620-G O BONDS SINKING & INTERE	1,494,826	1,515,241	1,637,942	396,182	1,644,482	1,644,504	
TOTAL EXPENDITURES	1,494,826	1,515,241	1,637,942	396,182	1,644,482	1,644,504	
*** TOTAL PROFIT / (LOSS) ***	4,827,257	130,556	(900)	1,269,171	23,318	(100,900)	

Taylor Self-Supported Debt Calculation

General Fund Debt

	02 General Obligation Bonds callable 8-15-12 @ par			03 Comb. Tax & Revenue CO callable 8-15-13 @ par			05 General Obligation Bonds callable 8-15-14 @ par			06 Certificates of Obligation callable anytime with makewhole			07 Certificates of Obligation callable anytime with makewhole			08 Certificates of Obligation callable 8-15-17 @ par			09 GO Refunding Bonds callable 8-15-18 @ par			10 Certificates of Obligation callable 8-15-19 @ par			10 GO Refunding Bonds callable 8-15-20 @ par			Total Combined "General Fund Debt"		
	78.19%	General Fund		35.16%	General Fund		100.00%	General Fund		2.20%	General Fund		29.79%	General Fund		31.70%	General Fund		51.19%	General Fund		30.23%	General Fund		27.32%	General Fund				
	0.00%	Water/Sewer		64.84%	Water/Sewer		0.00%	Water/Sewer		97.80%	Water/Sewer		70.21%	Water/Sewer		68.30%	Water/Sewer		48.81%	Water/Sewer		37.69%	Water		7.68%	Airport				
	21.82%	Airport		0.00%	Airport		0.00%	Airport		0.00%	Airport		0.00%	Airport		0.00%	Airport		0.00%	Airport		32.18%	Wastewater		65.00%	Water/Sewer				
	Principal	Interest	Total	Principal	Interest	Total	Principal	Interest	Total	Principal	Interest	Total	Principal	Interest	Total	Principal	Interest	Total	Principal	Interest	Total	Principal	Interest	Total	Principal	Interest	Total	Principal	Interest	Total
2011	82,005	7,052	89,057	68,562	50,315	118,877	185,000	191,958	386,958	15,000	4,005	19,005	15,000	113,751	128,751	10,000	135,005	145,005	455,000	122,225	577,225		134,721	134,721	20,000	22,783	42,783	860,567	781,815	1,642,382
2012	82,005	3,567	85,572	72,078	47,401	119,479	210,000	184,158	394,158	15,000	3,338	18,338	15,000	113,177	128,177	10,000	134,305	144,305	460,000	113,125	573,125	20,000	115,475	135,475	10,000	33,775	43,775	894,083	748,320	1,642,403
2013				75,594	44,248	119,842	210,000	175,758	385,758	15,000	2,670	17,670	15,000	112,602	127,602	10,000	133,605	143,605	480,000	103,925	583,925	20,000	114,475	134,475	95,000	33,625	128,625	920,594	720,907	1,641,501
2014				79,110	41,375	120,485	210,000	167,358	377,358	15,000	2,003	17,003	15,000	112,028	127,028	15,000	132,905	147,905	495,000	91,925	586,925	20,000	113,475	133,475	100,000	30,775	130,775	949,110	891,843	1,840,953
2015				80,868	38,290	119,158	235,000	158,958	393,958	15,000	1,335	16,335	45,000	111,453	156,453	40,000	131,855	171,855	440,000	77,075	517,075	25,000	112,545	137,545	100,000	27,775	127,775	980,868	659,286	1,640,154
2016				84,384	35,055	119,439	235,000	149,558	384,558	15,000	668	15,668	60,000	109,730	169,730	40,000	129,155	169,155	450,000	63,875	513,875	30,000	111,395	141,395	105,000	24,775	129,775	1,019,384	624,210	1,643,594
2017				87,900	31,596	119,496	235,000	140,158	375,158				60,000	107,432	167,432	70,000	127,555	197,555	470,000	49,250	519,250	25,000	110,015	135,015	105,000	20,575	125,575	1,052,900	586,580	1,639,480
2018				91,416	27,860	119,276	235,000	130,758	365,758				60,000	105,134	165,134	80,000	124,405	204,405	485,000	32,800	517,800	30,000	108,865	138,865	115,000	16,375	131,375	1,096,416	546,196	1,642,612
2019				94,932	23,838	118,770	290,000	121,358	411,358				90,000	102,836	192,836	250,000	121,205	371,205	165,000	13,400	178,400	85,000	107,485	192,485	115,000	12,925	127,925	1,089,932	503,046	1,592,978
2020				100,206	19,661	119,867	290,000	109,758	399,758				95,000	99,389	194,389	295,000	111,205	406,205	170,000	6,800	176,800	100,000	103,575	203,575	65,000	9,245	94,245	1,135,206	459,832	1,594,838
2021				103,722	15,101	118,823	500,000	97,858	597,858				100,000	95,750	195,750	345,000	98,668	443,668				45,000	99,325	144,325	60,000	6,525	66,525	1,193,722	413,236	1,596,958
2022				108,996	10,382	119,378	525,000	77,358	602,358				100,000	91,920	191,920	355,000	83,833	438,833				50,000	97,413	147,413	60,000	3,263	63,263	1,228,996	364,177	1,593,173
2023				114,270	5,314	119,584	650,000	55,843	705,843				100,000	88,090	188,090	370,000	68,213	438,213				55,000	95,288	150,288				1,289,270	312,746	1,602,016
2024							325,000	28,218	353,218				400,000	84,260	484,260	460,000	51,563	511,563				160,000	92,950	252,950				1,345,000	256,890	1,601,890
2025							335,000	14,405	349,405				400,000	68,940	468,940	315,000	30,403	345,403				165,000	86,150	251,150				1,215,000	199,898	1,414,898
2026													695,000	53,620	748,620	335,000	15,913	350,913				170,000	79,138	249,138				1,200,000	148,870	1,348,870
2027													705,000	27,002	732,002							180,000	71,913	251,913				885,000	98,914	983,914
2028																						185,000	64,263	249,263				185,000	64,263	249,263
2029																						195,000	56,400	251,400				195,000	56,400	251,400
2030																						200,000	48,113	248,113				200,000	48,113	248,113
2031																						210,000	39,613	249,613				210,000	39,613	249,613
2032																						220,000	30,373	250,373				220,000	30,373	250,373
2033																						230,000	20,693	250,693				230,000	20,693	250,693
2034																						235,000	10,458	245,458				235,000	10,458	245,458
Total	164,010	10,620	174,630	1,162,038	390,438	1,552,474	4,660,000	1,803,475	6,463,475	90,000	14,018	104,018	2,970,000	1,597,110	4,567,110	3,000,000	1,629,790	4,629,790	4,070,000	674,400	4,744,400	2,655,000	2,024,111	4,679,111	1,030,000	242,416	1,272,416	19,821,048	8,386,375	28,207,423

Red cells represent callable debt.

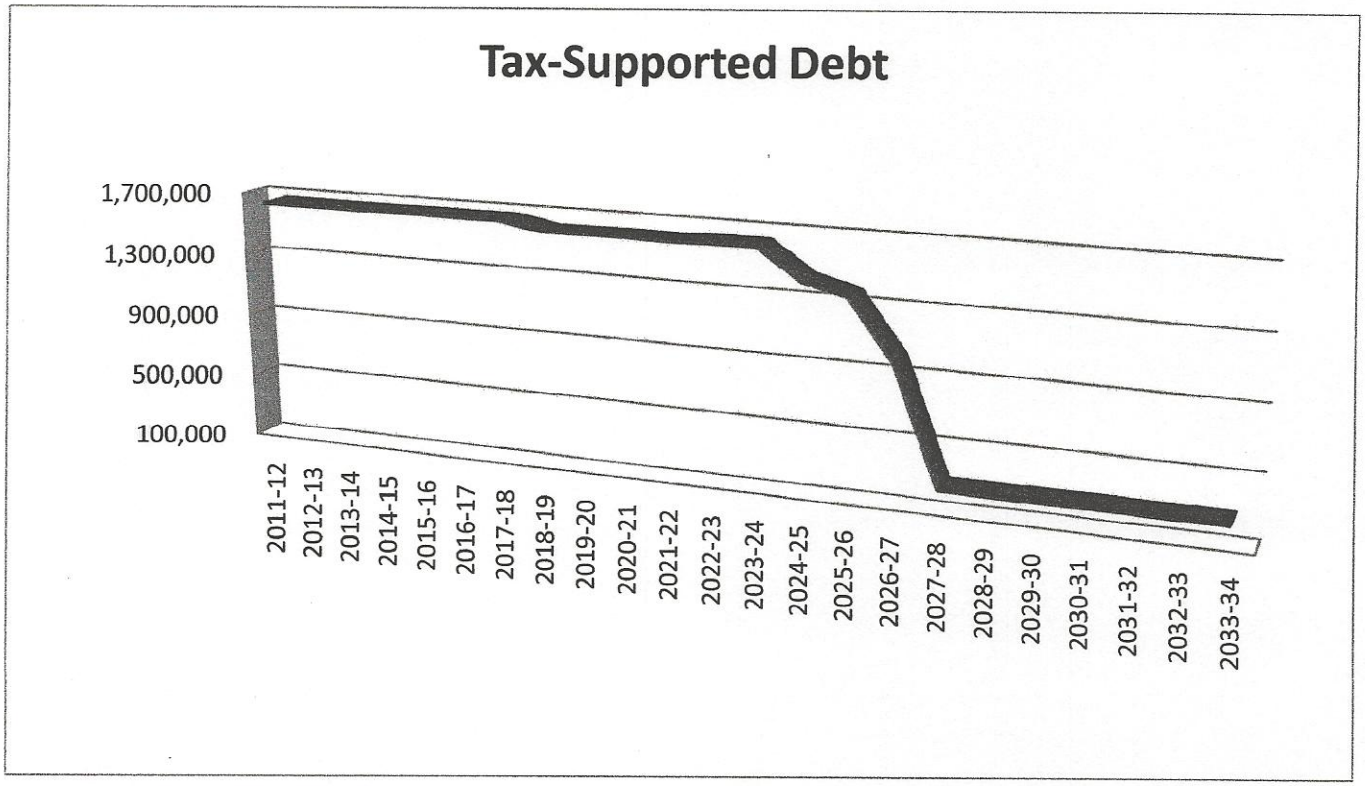
Tax-Supported Debt
1,700,000
1,300,000
900,000
500,000
100,000
2011-12
2012-13
2013-14
2014-15
2015-16
2016-17
2017-18
2018-19
2019-20
2020-21
2021-22
2022-23
2023-24
2024-25
2025-26
2026-27
2027-28
2028-29
2029-30
2030-31
2031-32
2032-33
2033-34

4-I&S UTILITY CO'S & BONDS
REVENUES

	2008-2009 ACTUAL	2009-2010 ACTUAL	2010-2011 CURRENT BUDGET	2010-2011 YEAR-TO-DATE ACTUAL	2010-2011 PROJECTED YEAR END	2011-2012 REQUESTED BUDGET	2011-2012 ADMIN. RECOMENDED
30-USE OF MONEY AND PROPERTY							
50-INTERFUND OPERATING TRANSF							
44-450-368 FROM PUBLIC UTILITIES FUND	1,537,791	(1)	2,460,092	1,845,069	2,460,553	2,431,787	
TOTAL 450-INTERFUND OPERATING TRANSF	1,537,791	(1)	2,460,092	1,845,069	2,460,553	2,431,787	
TOTAL REVENUES	1,537,791	(1)	2,460,092	1,845,069	2,460,553	2,431,787	

PROPOSED BUDGET WORKSHEET
AS OF: JUNE 30TH, 2011

4-I&S UTILITY CO'S & BONDS
622-I & S PAYMENTS
DEPARTMENT EXPENSES

	2008-2009 ACTUAL	2009-2010 ACTUAL	2010-2011 CURRENT BUDGET	2010-2011 YEAR-TO-DATE ACTUAL	2010-2011 PROJECTED YEAR END	2011-2012 REQUESTED BUDGET	2011-2012 ADMIN. RECOMENDED
500-CONTRACT SERVICES AND FEES							
CONTRACT SERVICES							
800-CONTRIBUTIONS & CONTINGENC							
CONTRIBUTIONS/TRANSFERS							
144-622-815 INTERFUND TRANSFER OUT	707,179	225,000	0	0	0	0	
TOTAL CONTRIBUTIONS/TRANSFERS	707,179	225,000	0	0	0	0	
TOTAL 800-CONTRIBUTIONS & CONT	707,179	225,000	0	0	0	0	
900-DEBT SERVICE							
LONG TERM DEBT/CAPITAL LEASE							
144-622-921 I & S PRINCIPAL	225,000	0	1,061,438	0	1,121,438	1,142,922	
144-622-922 I & S INTEREST	1,025,303	0	1,398,654	677,639	1,339,115	1,288,865	
TOTAL LONG TERM DEBT/CAPITAL L	1,250,303	0	2,460,092	677,639	2,460,553	2,431,787	
TOTAL 900-DEBT SERVICE	1,250,303	0	2,460,092	677,639	2,460,553	2,431,787	
TAL 622-I & S PAYMENTS	1,957,481	225,000	2,460,092	677,639	2,460,553	2,431,787	
TOTAL EXPENDITURES	1,957,481	225,000	2,460,092	677,639	2,460,553	2,431,787	
*** TOTAL PROFIT / (LOSS) ***	(419,690)	(225,001)	0	1,167,430	0	0	

Taylor Self-Supported Debt Calculation

Water/Sewer Debt

	03 Comb. Tax & Revenue CO callable 8-15-13 @ par			06 Certificates of Obligation callable anytime with makewhole			07 Certificates of Obligation callable anytime with makewhole			08 Certificates of Obligation callable 8-15-17 @ par			09 GO Refunding Bonds callable 8-15-18 @ par			10 Certificates of Obligation callable 8-15-19 @ par			10 GO Refunding Bonds callable 8-15-20 @ par			Total Combined 'Water/Sewer Debt'		
	35.16% General Fund			2.20% General Fund			29.79% General Fund			31.70% General Fund			51.19% General Fund			30.23% General Fund			27.32% General Fund					
	64.84% Water/Sewer			97.80% Water/Sewer			70.21% Water/Sewer			68.30% Water/Sewer			48.81% Water/Sewer			37.59% Water			7.68% Airport					
	0.00% Airport			0.00% Airport			0.00% Airport			0.00% Airport			0.00% Airport			32.18% Wastewater			65.00% Water/Sewer					
	Principal	Interest	Total	Principal	Interest	Total	Principal	Interest	Total	Principal	Interest	Total	Principal	Interest	Total	Principal	Interest	Total	Principal	Interest	Total	Principal	Interest	Total
2011	126,438	92,788	219,226	0	178,000	178,000	0	268,100	268,100	165,000	319,003	484,003	515,000	112,788	627,788		312,591	312,591	315,000	55,850	370,850	1,121,438	1,339,119	2,460,557
2012	132,922	87,415	220,337	0	178,000	178,000	0	268,100	268,100	170,000	307,453	477,453	520,000	102,488	622,488	55,000	267,935	322,935	265,000	77,475	342,475	1,142,922	1,288,865	2,431,787
2013	139,406	81,600	221,006	0	178,000	178,000	0	268,100	268,100	180,000	295,553	475,553	530,000	92,088	622,088	60,000	265,185	325,185	265,000	73,500	338,500	1,174,406	1,254,025	2,428,431
2014	145,890	76,302	222,192	0	178,000	178,000	0	268,100	268,100	185,000	282,953	467,953	540,000	78,838	618,838	70,000	262,185	332,185	275,000	65,550	340,550	1,215,890	1,211,927	2,427,817
2015	149,132	70,612	219,744	0	178,000	178,000	0	268,100	268,100	195,000	270,003	465,003	550,000	62,638	612,638	80,000	258,930	338,930	290,000	57,300	347,300	1,264,132	1,165,582	2,429,714
2016	155,616	64,647	220,263	0	178,000	178,000	50,000	268,100	318,100	200,000	256,840	456,840	225,000	46,138	271,138	85,000	255,250	340,250	595,000	48,600	643,600	1,310,616	1,117,575	2,428,191
2017	162,100	58,267	220,367	50,000	178,000	228,000	0	266,185	266,185	205,000	248,840	453,840	235,000	38,825	273,825	85,000	251,340	336,340	620,000	24,600	644,600	1,357,100	1,066,257	2,423,357
2018	168,584	51,378	219,962	170,000	175,775	345,775	575,000	266,185	841,185	190,000	239,615	429,615	245,000	30,600	275,600	95,000	247,430	342,430				1,443,584	1,010,983	2,454,567
2019	175,068	43,960	219,028	180,000	168,210	348,210	595,000	244,163	839,163	205,000	232,015	437,015	255,000	20,800	275,800	90,000	243,060	333,060				1,500,068	952,207	2,452,275
2020	184,794	36,257	221,051	190,000	160,200	350,200	620,000	221,374	841,374	205,000	223,815	428,815	265,000	10,600	275,600	95,000	238,920	333,920				1,559,794	891,166	2,450,960
2021	191,278	27,849	219,127	470,000	151,745	621,745	640,000	197,628	837,628	220,000	215,103	435,103				105,000	234,883	339,883				1,626,278	827,207	2,453,485
2022	201,004	19,146	220,150	490,000	130,830	620,830	665,000	173,116	838,116	230,000	205,643	435,643				105,000	230,420	335,420				1,691,004	759,154	2,450,158
2023	210,730	9,799	220,529	510,000	109,025	619,025	690,000	147,647	837,647	240,000	195,523	435,523				115,000	225,958	340,958				1,765,730	687,950	2,453,680
2024				750,000	86,330	836,330	720,000	121,220	841,220	250,000	184,723	434,723				120,000	221,070	341,070				1,840,000	613,342	2,453,342
2025				385,000	52,955	437,955	995,000	93,644	1,088,644	410,000	173,223	583,223				125,000	215,970	340,970				1,915,000	535,791	2,450,791
2026				805,000	35,823	840,823	640,000	55,535	695,535	425,000	154,363	579,363				120,000	210,658	330,658				1,990,000	456,378	2,446,378
2027							810,000	31,023	841,023	1,140,000	134,175	1,274,175				130,000	205,558	335,558				2,080,000	370,756	2,450,756
2028										1,650,000	80,025	1,730,025				525,000	200,033	725,033				2,175,000	280,058	2,455,058
2029																610,000	177,720	787,720				610,000	177,720	787,720
2030																640,000	151,795	791,795				640,000	151,795	791,795
2031																660,000	124,595	784,595				660,000	124,595	784,595
2032																685,000	95,555	780,555				685,000	95,555	780,555
2033																720,000	65,415	785,415				720,000	65,415	785,415
2034																750,000	33,375	783,375				750,000	33,375	783,375
Total	2,142,962	720,019	2,862,981	4,000,000	2,316,893	6,316,893	7,000,000	3,426,318	10,426,318	6,465,000	4,018,863	10,483,863	3,880,000	595,800	4,475,800	6,125,000	4,995,828	11,120,828	2,625,000	403,075	3,028,075	32,237,962	16,476,795	48,714,757

Red cells represent callable debt.

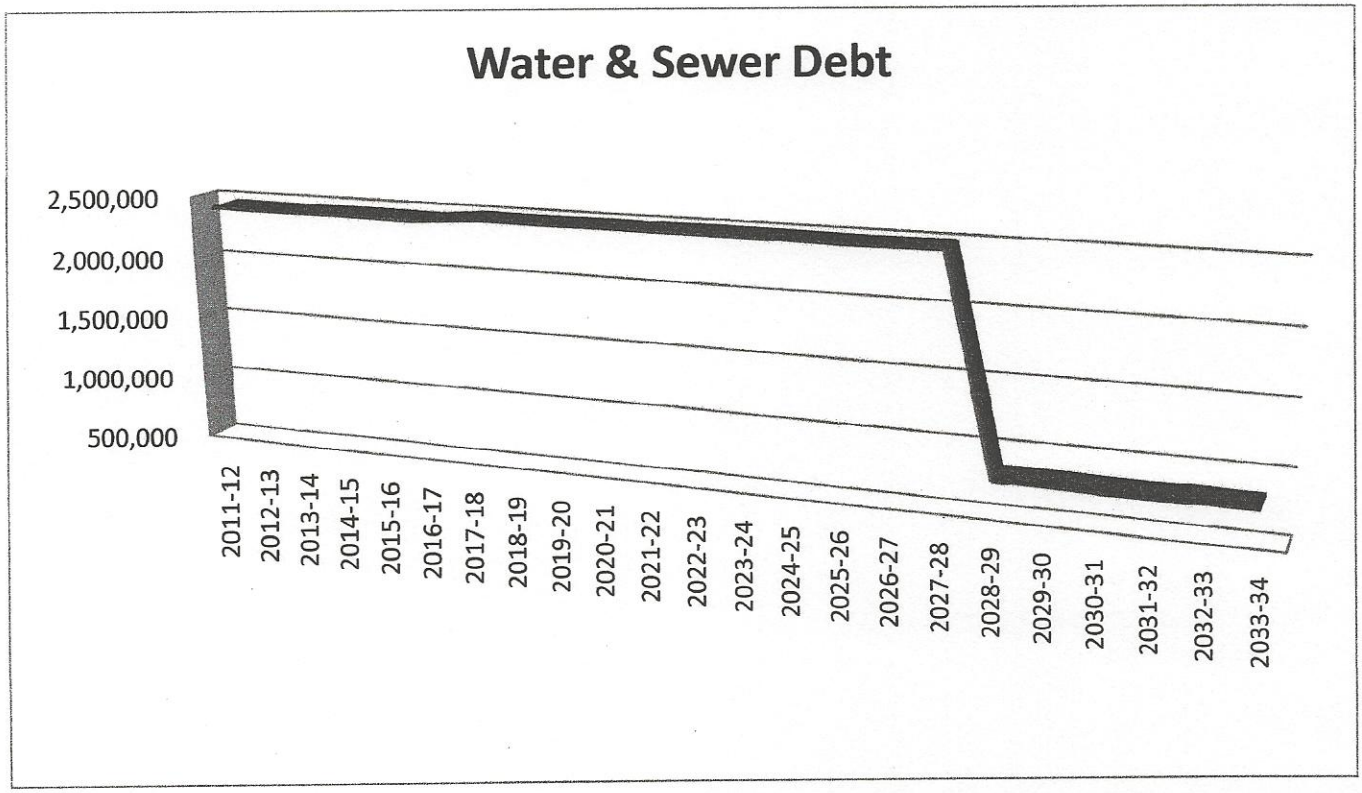
Water & Sewer Debt
2,500,000
2,000,000
1,500,000
1,000,000
500,000
2011-12
2012-13
2013-14
2014-15
2015-16
2016-17
2017-18
2018-19
2019-20
2020-21
2021-22
2022-23
2023-24
2024-25
2025-26
2026-27
2027-28
2028-29
2029-30
2030-31
2031-32
2032-33
2033-34

}-I & S FOR AIRPORT CO'S
REVENUES

	2008-2009 ACTUAL	2009-2010 ACTUAL	2010-2011 CURRENT BUDGET	2010-2011 YEAR-TO-DATE ACTUAL	2010-2011 PROJECTED YEAR END	2011-2012 REQUESTED BUDGET	2011-2012 ADMIN. RECOMENDED
30-USE OF MONEY AND PROPERTY							
50-INTERFUND OPERATING TRANSF							
46-450-366 FROM AIRPORT OPERATING FUN	16,667	0	37,894	28,421	36,370	38,493	
TOTAL 450-INTERFUND OPERATING TRANSF	16,667	0	37,894	28,421	36,370	38,493	
TOTAL REVENUES	16,667	0	37,894	28,421	36,370	38,493	

5-I & S FOR AIRPORT CO'S
628-AIRPORT CO'S - I & S ACCOU
DEPARTMENT EXPENSES

	2008-2009 ACTUAL	2009-2010 ACTUAL	2010-2011 CURRENT BUDGET	2010-2011 YEAR-TO-DATE ACTUAL	2010-2011 PROJECTED YEAR END	2011-2012 REQUESTED BUDGET	2011-2012 ADMIN. RECOMENDED
500-CONTRACT SERVICES AND FEES							
CONTRACT SERVICES							
900-DEBT SERVICE							
LONG TERM DEBT/CAPITAL LEASE							
146-628-921 I&S PRINCIPAL	0	0	22,995	0	27,995	27,995	
146-628-922 I&S INTEREST	16,667	0	14,899	2,588	8,375	10,498	
TOTAL LONG TERM DEBT/CAPITAL L	16,667	0	37,894	2,588	36,370	38,493	
TOTAL 900-DEBT SERVICE	16,667	0	37,894	2,588	36,370	38,493	
TAL 628-AIRPORT CO'S - I & S ACCOU	16,667	0	37,894	2,588	36,370	38,493	
TOTAL EXPENDITURES	16,667	0	37,894	2,588	36,370	38,493	
*** TOTAL PROFIT / (LOSS) ***	0	0	0	25,832	0	0	

Taylor Self-Supported Debt Calculation

Airport Debt

	02 General Obligation Bonds callable 8-15-12 @ par			10 GO Refunding Bonds callable 8-15-20 @ par			Total Combined *Airport Debt*		
	78.10% General Fund			27.32% General Fund					
	0.00% Water/Sewer			7.68% Airport					
	21.90% Airport			65.00% Water/Sewer					
	Principal	Interest	Total	Principal	Interest	Total	Principal	Interest	Total
2011	22,995	1,977	24,972	5,000	6,398	11,398	27,995	8,375	36,370
2012	22,995	1,000	23,995	5,000	9,498	14,498	27,995	10,498	38,493
2013				25,000	9,423	34,423	25,000	9,423	34,423
2014				30,000	8,673	38,673	30,000	8,673	38,673
2015				30,000	7,773	37,773	30,000	7,773	37,773
2016				30,000	6,873	36,873	30,000	6,873	36,873
2017				30,000	5,673	35,673	30,000	5,673	35,673
2018				30,000	4,473	34,473	30,000	4,473	34,473
2019				30,000	3,573	33,573	30,000	3,573	33,573
2020				25,000	2,613	27,613	25,000	2,613	27,613
2021				25,000	1,813	26,813	25,000	1,813	26,813
2022				25,000	906	25,906	25,000	906	25,906
2023									
2024									
2025									
2026									
2027									
2028									
2029									
2030									
2031									
2032									
2033									
2034									
Total	45,990	2,977	48,967	290,000	67,685	357,685	335,990	70,662	406,652

Red cells represent callable debt.

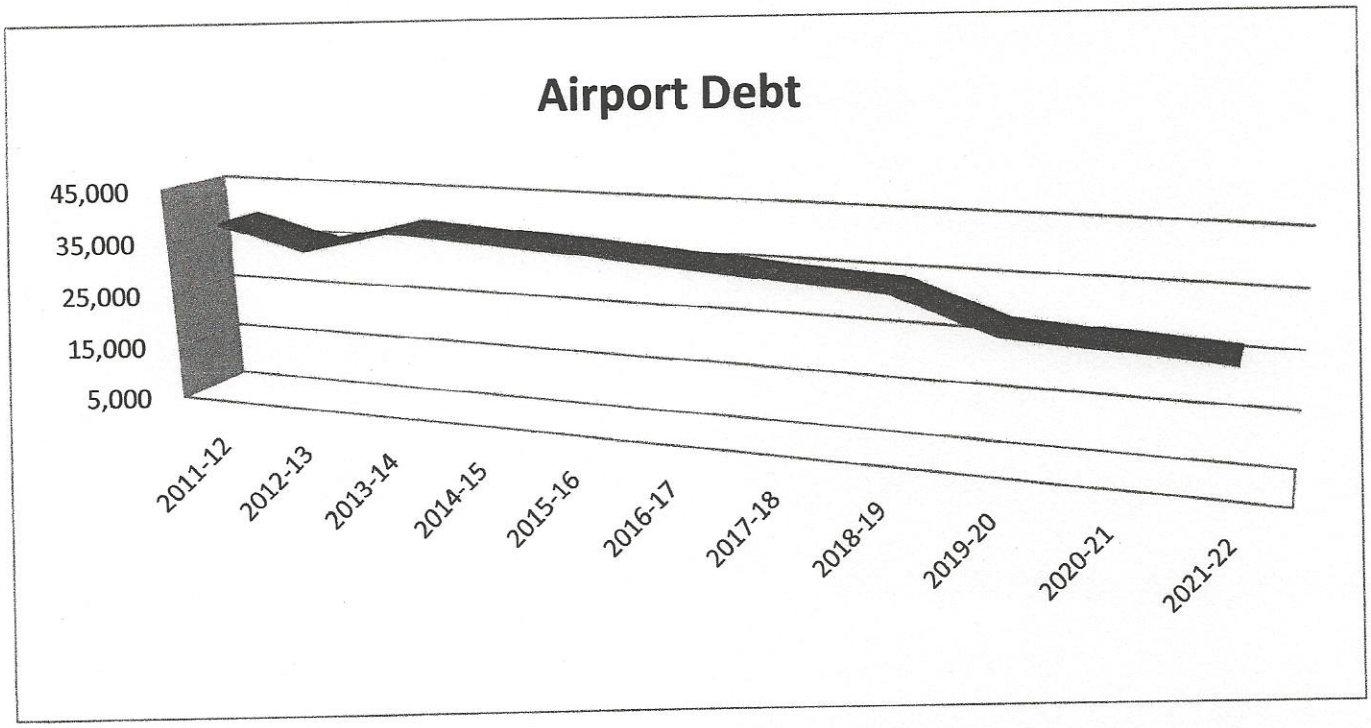
Airport Debt
45,000
35,000
25,000
15,000
5,000
2011-12
2012-13
2013-14
2014-15
2015-16
2016-17
2017-18
2018-19
2019-20
2020-21
2021-22

City Council Meeting
August 4, 2011
Agenda Item Transmittal

Agenda Item #: **3**

Agenda Title: **Ad Valorem Tax Rate and 2011-12 Budget**

Council Action to be taken:

- Establish upper limit of the ad valorem tax rate and take record vote, to be discussed at two public hearings.
- Designate the day, time, and place of two public hearings on the ad valorem tax rate and 2011-12 budget.

Initiating Department: Council and City Administration

Staff Contact: **Jim Dunaway, City Manager**

1. INTRODUCTION/PURPOSE

Each year the City must establish an upper limit of the ad valorem tax rate and take a record vote. Included in this packet is the certified appraisal rolls and the effective tax rate and rollback tax rate worksheet calculation.

2. FINANCIAL/BUDGET

3. TIMELINE CONSIDERATIONS

4. RECOMMENDATION

1. To establish upper limit of the ad valorem tax rate using the effective tax rate of .815340.
2. Take a record vote. (Roll call)
3. If two public hearing are needed they will be set August 18th and August 25th at 6 pm at City Hall. However, if the effective tax rate is at or at or below the effective tax rate then the Public hearing will be set for August 25th at pm at City Hall.

5. REFERENCE FILES

3a. Tax Rate History Chart.

	Tax Year	O&M Rate	Debt Rate	Total Rate	
	2002-03	0.589550	0.159212	0.748762	
	2003-04	0.559800	0.170200	0.730000	
	2004-05	0.569800	0.174020	0.743820	
	2005-06	0.569800	0.216700	0.786500	
	2006-07	0.596530	0.198470	0.795000	
	2007-08	0.604460	0.185537	0.789997	
	2008-09	0.596272	0.193728	0.790000	
	2009-10	0.577962	0.212038	0.790000	
	2010-11	0.589826	0.224067	0.813893	
*********	2011-12	0.607923	0.207417	0.815340	Effective Tax Rate

Tax Rate History
(10 years)

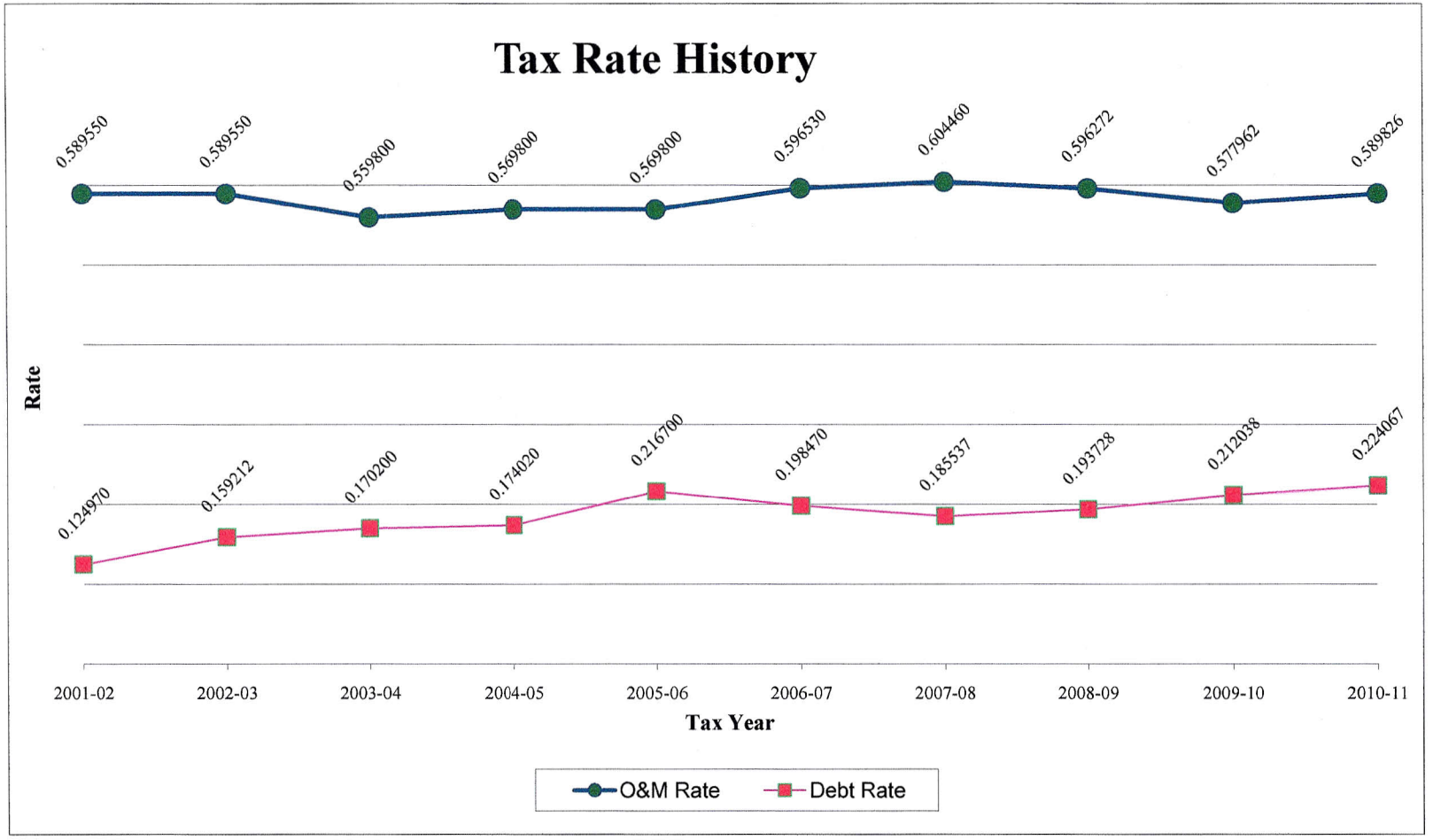

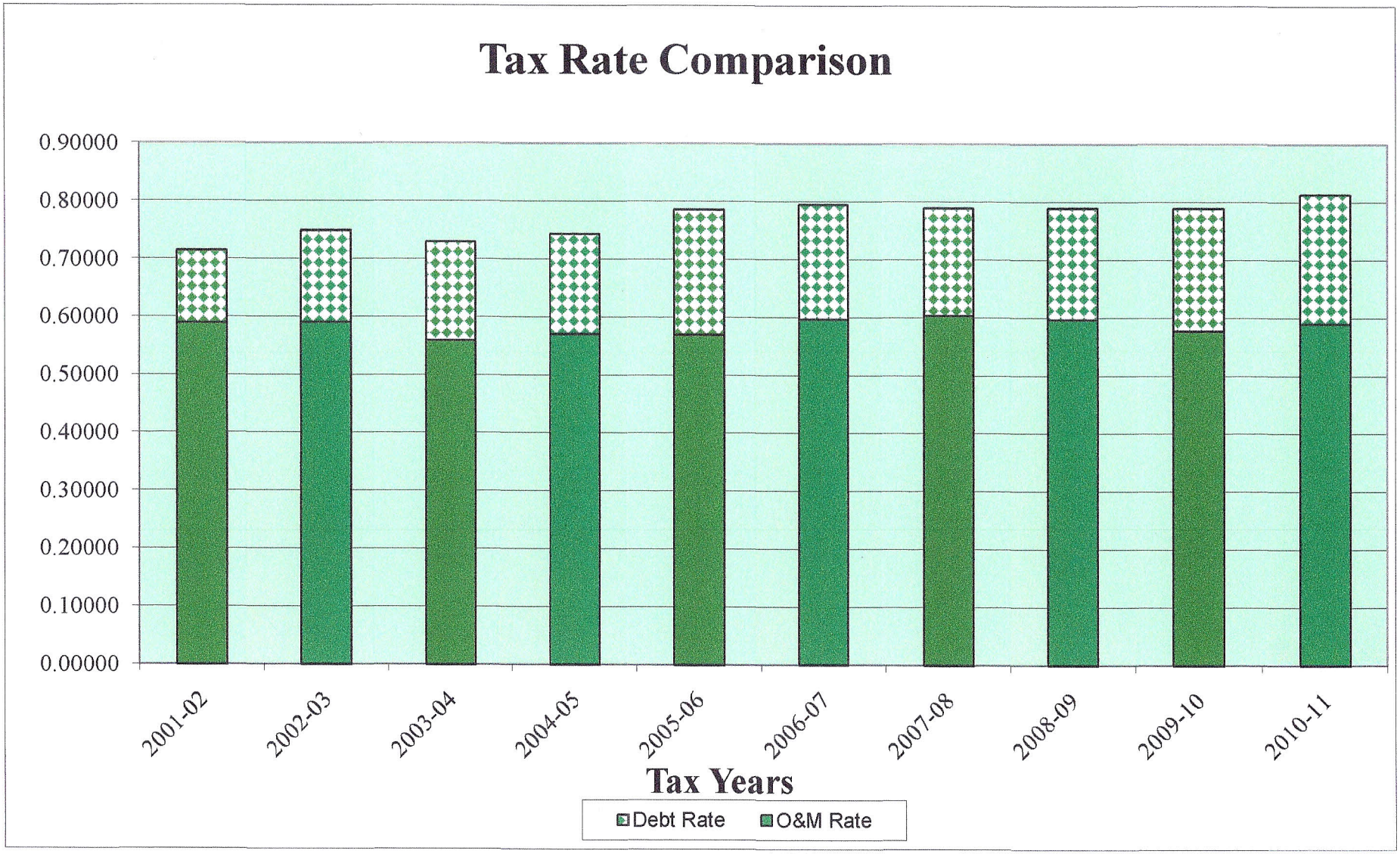
Tax Rate Comparison
0.90000
0.80000
0.70000
0.60000
0.50000
0.40000
0.30000
0.20000
0.10000
0.00000
2001-02
2002-03
2003-04
2004-05
2005-06
2006-07
2007-08
2008-09
2009-10
2010-11
Tax Years
Debt Rate
O&M Rate