

AGENDA
CITY OF TAYLOR, TEXAS
PARKS & RECREATION BOARD MEETING
DICKEY GIVENS COMMUNITY CENTER
1015 E MARTIN LUTHER KING JR BLVD
JANUARY 21, 2026, 6:00 PM

CALL TO ORDER AND DECLARE A QUORUM

INVOCATION

PLEDGE OF ALLEGIANCE

CITIZENS COMMUNICATION

(The Board welcomes public comments on items not listed on the agenda. However, the Board cannot respond until the item is posted on a future meeting agenda. Public comments are limited to 3 minutes.)

REGULAR AGENDA

1. Review and Approve the minutes of the November 19, 2025 regular meeting.
2. Directors Report *Tyler Bybee*
3. Programs and Events Update *Betsy Schultz*
4. Christmas Parade and Tree Lighting event review
5. Board Rules of Decorum
6. Identify items for next meeting
7. Next meeting date: February 18, 2026

ADJOURN

The Board may vote and/or act upon each of the items listed in this Agenda. I certify that this notice of meeting was posted in the Taylor City Hall Lobby before 6:00 pm on 01/15/2026 and remained posted for at least 3 business days continuously before the scheduled date of said meeting. I further certify that the following news media was notified of this meeting: Taylor Press.

Posted by: *Lisa Buzan* Date: *1/15/2026*

Lisa Buzan, Liaison

“The Parks and Recreation Advisory Board is dedicated to the enrichment of our community through the efficient use of our Parks and Recreation resources.”

Parks and Recreation

Maintenance Highlights-

- * Sidewalk panels leveled at Heritage Square Park
- * Rehung Skate Park rules on fence
- * Aerated soccer and football fields at Taylor Regional Park
- * Topdressed aerated fields
- * Aerated Memorial Field football field
- * Painted over graffiti in Bull Branch restroom
- * Watered newly planted trees in Bull Branch park

Taylor Regional Park/Leagues-

- * Maggie's Tournaments - Softball - December 6
- * Taylor Area Baseball & Softball - Baseball - December 6
- * Maggie's Tournaments - Softball - December 13

Projects-

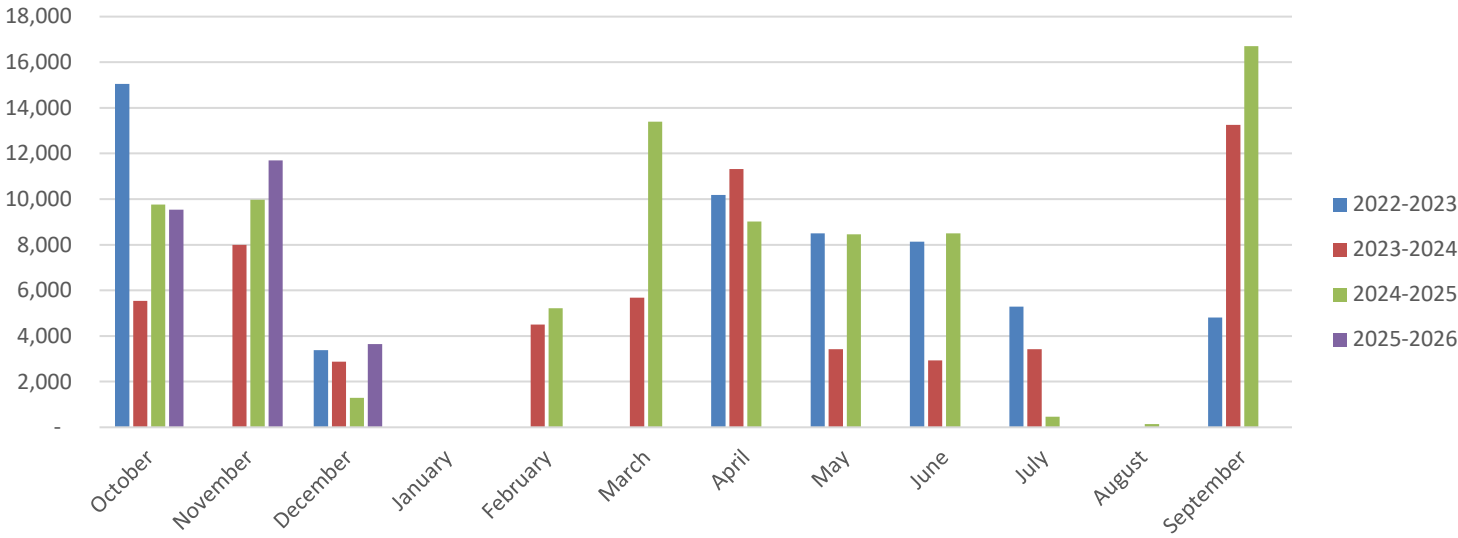
Roznovak Pool Reconstruction

Programing-

- * Christmas Parade & Tree Lighting event - December 6
- * Holiday Ornament Decorating- December 19

TRP Attendance					
Month	2022-2023	2023-2024	2024-2025	2025-2026	FY to Date
October	15,048	5,544	9,756	9,540	9,540
November	-	7,992	9,972	11,700	21,240
December	3,388	2,880	1,296	3,643	24,883
January	-	-	-		
February	-	4,500	5,220		
March	-	5,676	13,392		
April	10,188	11,316	9,024		
May	8,496	3,420	8,460		
June	8,136	2,928	8,496		
July	5,292	3,420	468		
August	-	-	144		
September	4,812	13,248	16,704		
TOTAL:	55,360	60,924	82,932	24,883	24,883

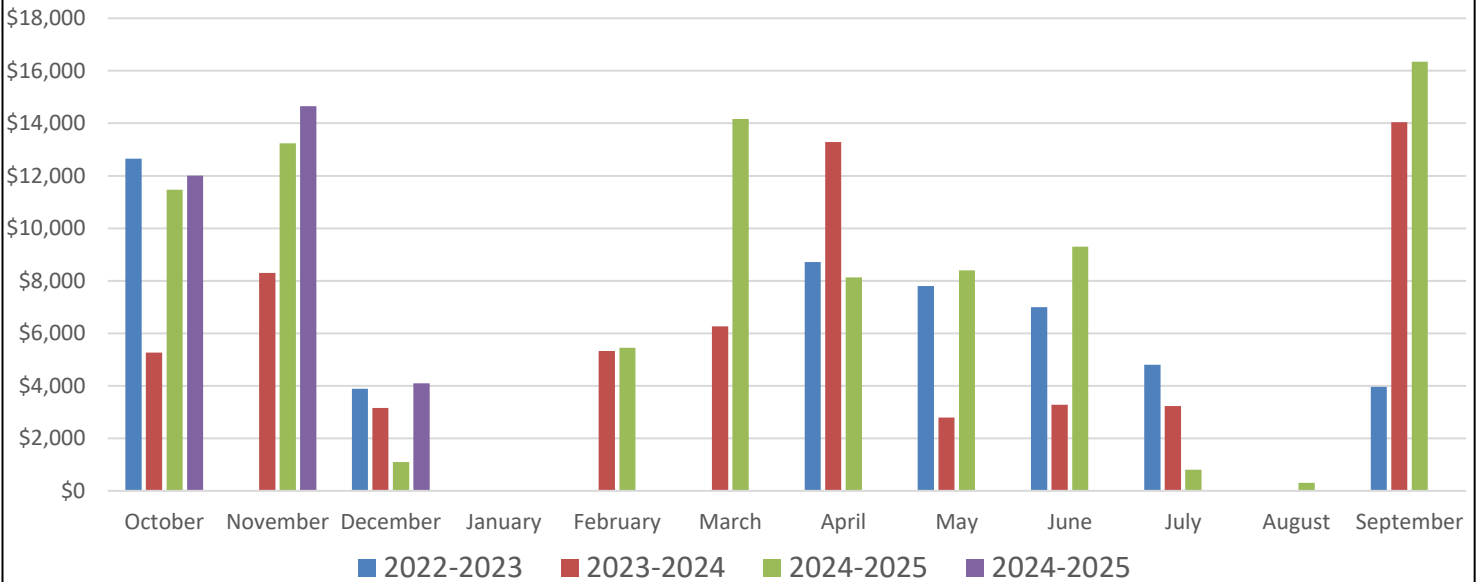
Taylor Regional Park Attendance



TRP Revenue

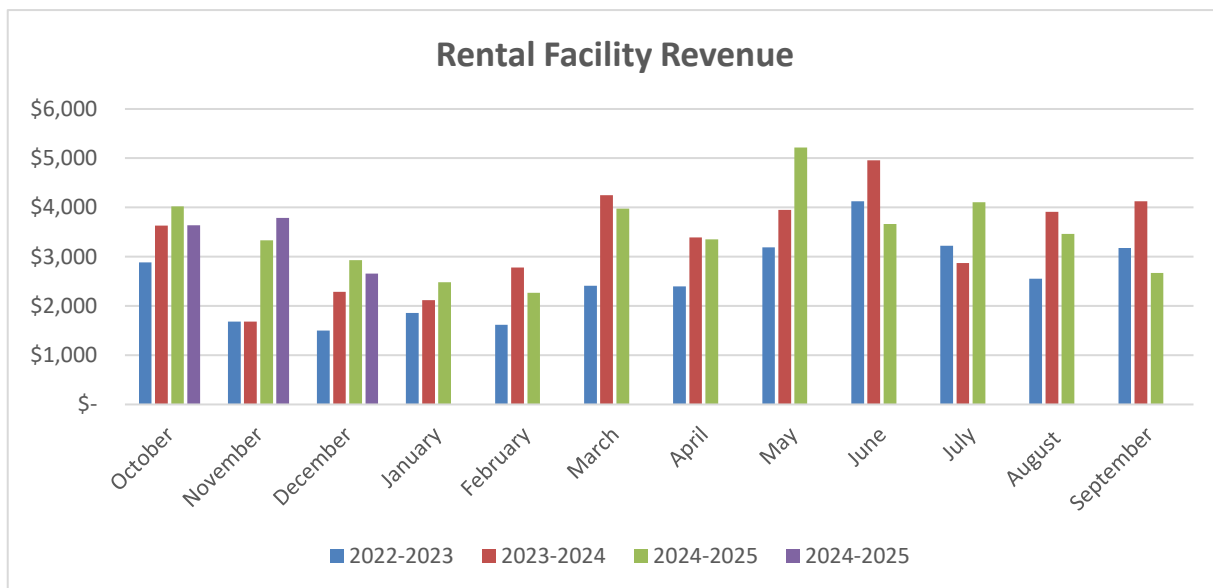
Month	2022-2023	2023-2024	2024-2025	2024-2025	FY To Date
October	\$12,649	\$5,263	\$11,475	\$12,007	\$12,007
November	\$0	\$8,296	\$13,236	\$14,647	\$26,654
December	\$3,888	\$3,156	\$1,100	\$4,100	\$30,754
January	\$0	\$0	\$0		
February	\$0	\$5,328	\$5,446		
March	\$0	\$6,272	\$14,159		
April	\$8,718	\$13,287	\$8,134		
May	\$7,805	\$2,797	\$8,405		
June	\$6,992	\$3,280	\$9,302		
July	\$4,798	\$3,232	\$810		
August	\$0	\$0	\$300		
September	\$3,963	\$14,042	\$16,342		
TOTAL:	\$ 48,813	\$ 64,953	\$ 88,709	\$ 30,754	\$ 30,754

Revenue by Month



Dec-25 <u>Rental Facilities</u>		
Location	Rentals	Totals:
Murphy Pavilion	0	\$ -
Ole BBQ Pavilion	0	\$ -
Bull Branch Pavilion	2	\$ 95
TRPSC Pavilion	0	\$ -
Robinson Pavilion	1	\$ 35
Robinson Ballfield	10	\$ 375
Dickey Givens Center	14	\$ 2,150
Total:	27	\$ 2,655

Month	2022-2023	2023-2024	2024-2025	2024-2025	To Date
October	\$ 2,885	\$ 3,635	\$ 4,021	\$ 3,640	\$ 3,640
November	\$ 1,685	\$ 1,685	\$ 3,335	\$ 3,785	\$ 7,425
December	\$ 1,500	\$ 2,290	\$ 2,930	\$ 2,655	\$ 10,080
January	\$ 1,860	\$ 2,115	\$ 2,480		
February	\$ 1,620	\$ 2,780	\$ 2,270		
March	\$ 2,410	\$ 4,250	\$ 3,975		
April	\$ 2,400	\$ 3,390	\$ 3,350		
May	\$ 3,190	\$ 3,950	\$ 5,220		
June	\$ 4,125	\$ 4,960	\$ 3,665		
July	\$ 3,220	\$ 2,870	\$ 4,105		
August	\$ 2,555	\$ 3,910	\$ 3,460		
September	\$ 3,180	\$ 4,125	\$ 2,670		
Total:	\$ 30,630	\$ 39,960	\$ 41,481	\$ 10,080	\$ 10,080



Doris Roznovak Aquatic Center Revenue 2025

	2022	2023	2024	2025	To Date
May	\$ 1,845.15	\$ 2,541.00	\$ 2,905.00	\$ -	\$ -
June	\$ 11,799.96	\$ 12,481.00	\$ 11,650.00	\$ -	\$ -
July	\$ 6,966.10	\$ 7,877.00	\$ 7,088.00	\$ -	\$ -
August	\$ 3,507.05	\$ 1,964.00	\$ 3,421.00	\$ -	\$ -
September	\$ 264.90	\$ 276.00	\$ 193.00	\$ -	\$ -
Total:	\$ 24,383.16	\$ 25,139.00	\$ 25,257.00	\$ -	\$ -

