

**AGENDA**  
**CITY OF TAYLOR, TEXAS**  
**PARKS & RECREATION BOARD MEETING**  
**DICKEY GIVENS COMMUNITY CENTER**  
**1015 E MARTIN LUTHER KING JR BLVD**  
**SEPTEMBER 17, 2025, 6:00 PM**

**CALL TO ORDER AND DECLARE A QUORUM**

**INVOCATION**

**PLEDGE OF ALLEGIANCE**

**CITIZENS COMMUNICATION**

*(The Board welcomes public comments on items not listed on the agenda. However, the Board cannot respond until the item is posted on a future meeting agenda. Public comments are limited to 3 minutes.)*

**REGULAR AGENDA**

1. Review and Approve the minutes of the August 20th, 2025 regular meeting.
2. Directors Report *Tyler Bybee*
3. Update on 2025-26 Youth Basketball Program
4. Programs and Events Update
5. Final Report on Wellness Center Feasibility Study
6. Identify items for next meeting
7. Next meeting date: October 15th, 2025

**ADJOURN**

The Board may vote and/or act upon each of the items listed in this Agenda. I certify that this notice of the meeting was posted in the Taylor City Hall Lobby before 6:00 pm on 09/11/2025 and remained posted for at least 3 business days continuously before the scheduled time of said meeting. I further certify that the following news media was notified of this meeting: Taylor Press.

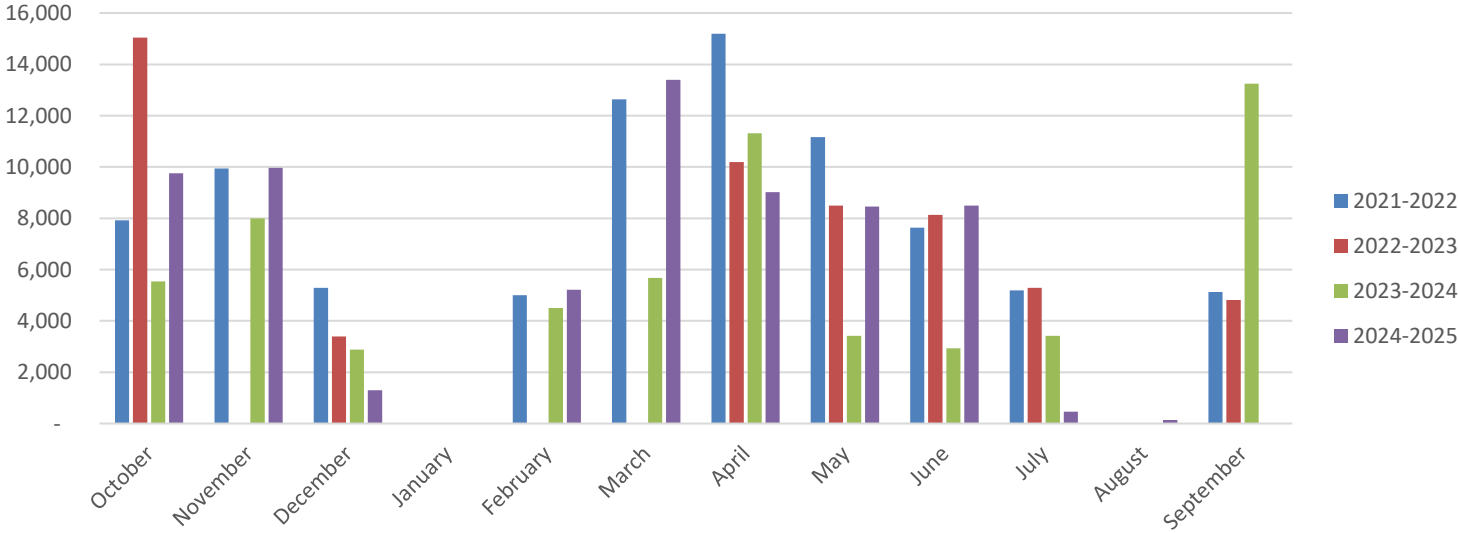
Posted by: \_\_\_\_\_ Date: \_\_\_\_\_

Lisa Buzan, Liaison

*“The Parks and Recreation Advisory Board is dedicated to the enrichment of our community through the efficient use of our Parks and Recreation resources.”*

TRP Attendance					
Month	2021-2022	2022-2023	2023-2024	2024-2025	FY to Date
October	7,920	15,048	5,544	9,756	9,756
November	9,936	-	7,992	9,972	19,728
December	5,292	3,388	2,880	1,296	21,024
January	-	-	-	-	-
February	5,004	-	4,500	5,220	26,244
March	12,636	-	5,676	13,392	39,636
April	15,192	10,188	11,316	9,024	48,660
May	11,160	8,496	3,420	8,460	57,120
June	7,632	8,136	2,928	8,496	65,616
July	5,184	5,292	3,420	468	66,084
August	-	-	-	144	66,228
September	5,122	4,812	13,248	-	-
<b>TOTAL:</b>	<b>85,078</b>	<b>55,360</b>	<b>60,924</b>	<b>66,228</b>	<b>66,084</b>

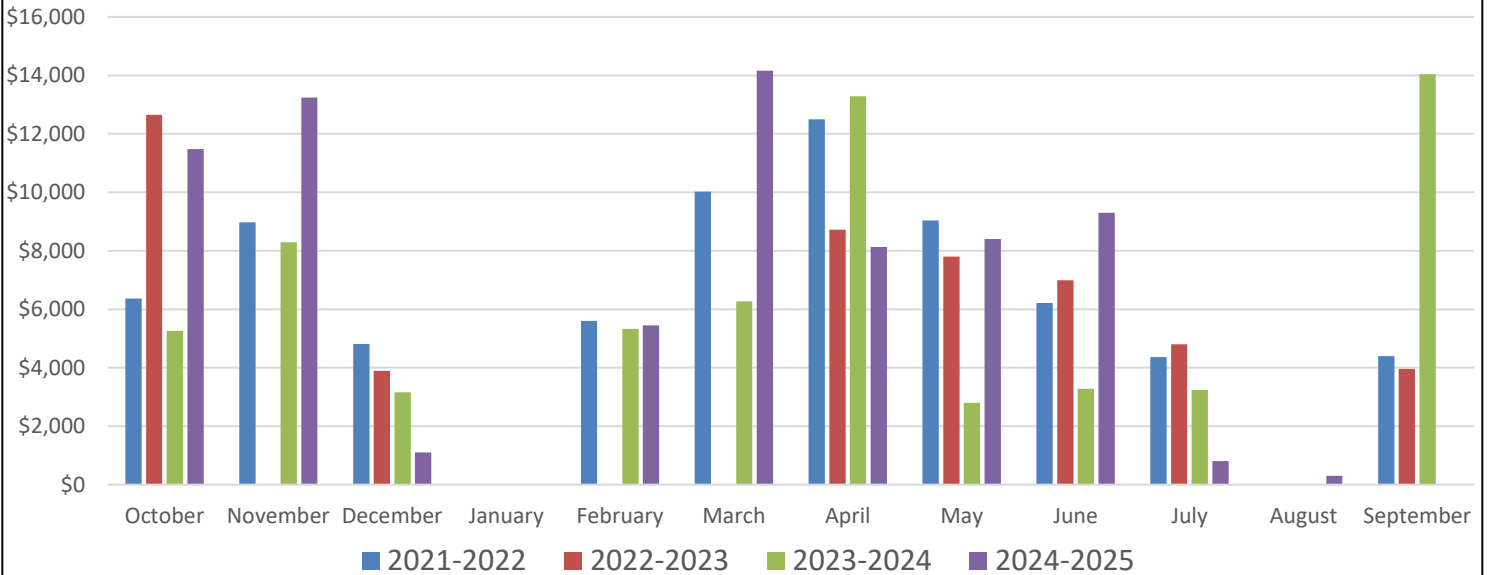
### Taylor Regional Park Attendance



## TRP Revenue

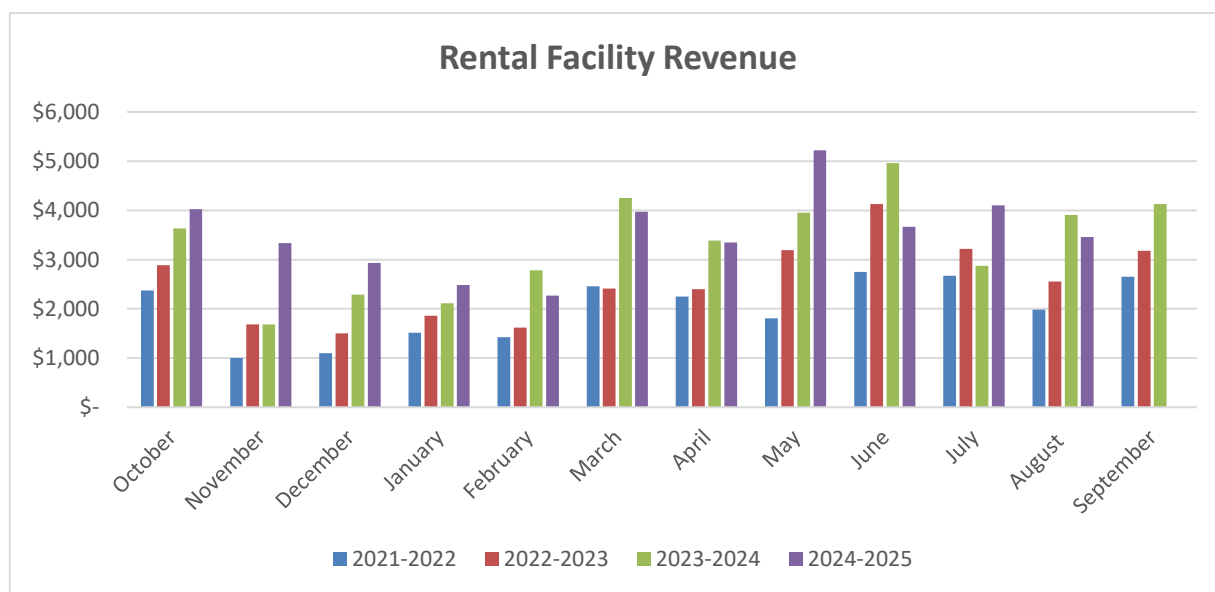
Month	2021-2022	2022-2023	2023-2024	2024-2025	FY To Date
October	\$6,372	\$12,649	\$5,263	\$11,475	\$11,475
November	\$8,967	\$0	\$8,296	\$13,236	\$24,711
December	\$4,810	\$3,888	\$3,156	\$1,100	\$25,811
January	\$0	\$0	\$0	\$0	\$0
February	\$5,600	\$0	\$5,328	\$5,446	\$31,257
March	\$10,023	\$0	\$6,272	\$14,159	\$45,416
April	\$12,502	\$8,718	\$13,287	\$8,134	\$53,550
May	\$9,038	\$7,805	\$2,797	\$8,405	\$61,955
June	\$6,217	\$6,992	\$3,280	\$9,302	\$71,257
July	\$4,360	\$4,798	\$3,232	\$810	\$72,067
August	\$0	\$0	\$0	\$300	\$72,367
September	\$4,392	\$3,963	\$14,042	\$0	\$0
<b>TOTAL:</b>	<b>\$ 72,281</b>	<b>\$ 48,813</b>	<b>\$ 64,953</b>	<b>\$ 72,367</b>	<b>\$ 72,367</b>

### Revenue by Month



Aug-25 <u>Rental Facilities</u>		
Location	Rentals	Totals:
Murphy Pavilion	5	\$ 345
Ole BBQ Pavilion	1	\$ 35
Bull Branch Pavilion	1	\$ 35
TRPSC Pavilion	1	\$ 35
Robinson Pavilion	5	\$ 175
Robinson Ballfield	11	\$ 440
Dickey Givens Center	14	\$ 2,395
<b>Total:</b>	<b>38</b>	<b>\$ 3,460</b>

Month	2021-2022	2022-2023	2023-2024	2024-2025	To Date
October	\$ 2,375	\$ 2,885	\$ 3,635	\$ 4,021	\$ 4,021
November	\$ 1,000	\$ 1,685	\$ 1,685	\$ 3,335	\$ 7,356
December	\$ 1,100	\$ 1,500	\$ 2,290	\$ 2,930	\$ 10,286
January	\$ 1,515	\$ 1,860	\$ 2,115	\$ 2,480	\$ 12,766
February	\$ 1,425	\$ 1,620	\$ 2,780	\$ 2,270	\$ 15,036
March	\$ 2,460	\$ 2,410	\$ 4,250	\$ 3,975	\$ 19,011
April	\$ 2,250	\$ 2,400	\$ 3,390	\$ 3,350	\$ 22,361
May	\$ 1,805	\$ 3,190	\$ 3,950	\$ 5,220	\$ 27,581
June	\$ 2,750	\$ 4,125	\$ 4,960	\$ 3,665	\$ 31,246
July	\$ 2,670	\$ 3,220	\$ 2,870	\$ 4,105	\$ 35,351
August	\$ 1,980	\$ 2,555	\$ 3,910	\$ 3,460	\$ 38,811
September	\$ 2,650	\$ 3,180	\$ 4,125	\$ -	\$ -
<b>Total:</b>	<b>\$ 23,980</b>	<b>\$ 30,630</b>	<b>\$ 39,960</b>	<b>\$ 38,811</b>	<b>\$ 35,351</b>



## Doris Roznovak Aquatic Center Revenue 2025

	2022	2023	2024	2025	To Date
<b>May</b>	\$ 1,845.15	\$ 2,541.00	\$ 2,905.00	\$ -	\$ -
<b>June</b>	\$ 11,799.96	\$ 12,481.00	\$ 11,650.00	\$ -	\$ -
<b>July</b>	\$ 6,966.10	\$ 7,877.00	\$ 7,088.00	\$ -	\$ -
<b>August</b>	\$ 3,507.05	\$ 1,964.00	\$ 3,421.00	\$ -	\$ -
<b>September</b>	\$ 264.90	\$ 276.00	\$ 193.00	\$ -	\$ -
<b>Total:</b>	\$ 24,383.16	\$ 25,139.00	\$ 25,257.00	\$ -	\$ -

