

AGENDA
CITY OF TAYLOR, TEXAS
PARKS & RECREATION BOARD MEETING
1015 E MARTIN LUTHER KING JR BLVD
TAYLOR, TX 76574
JULY 16, 2025, 6:00 PM

CALL TO ORDER AND DECLARE A QUORUM

INVOCATION

PLEDGE OF ALLEGIANCE

CITIZENS COMMUNICATION

(The Board welcomes public comments on items not listed on the agenda. However, the Board cannot respond until the item is posted on a future meeting agenda. Public comments are limited to 3 minutes.)

REGULAR AGENDA

1. Review and Approve the minutes of the June 18, 2025 regular meeting.
2. Directors Report *Tyler Bybee*
3. Programs and Events Update *Betsy Schultz*
4. Identify items for next meeting
5. Next meeting date: August 20, 2025

ADJOURN

The Board may vote and/or act upon each of the items listed in this Agenda. I certify that the notice of the meeting was posted in the Taylor City Hall Lobby before 6:00 pm on July 11, 2025 and remained posted for at least 72 continuous hours before the scheduled time of said meeting. I further certify that the following news media was notified of this meeting: Taylor Daily Press.

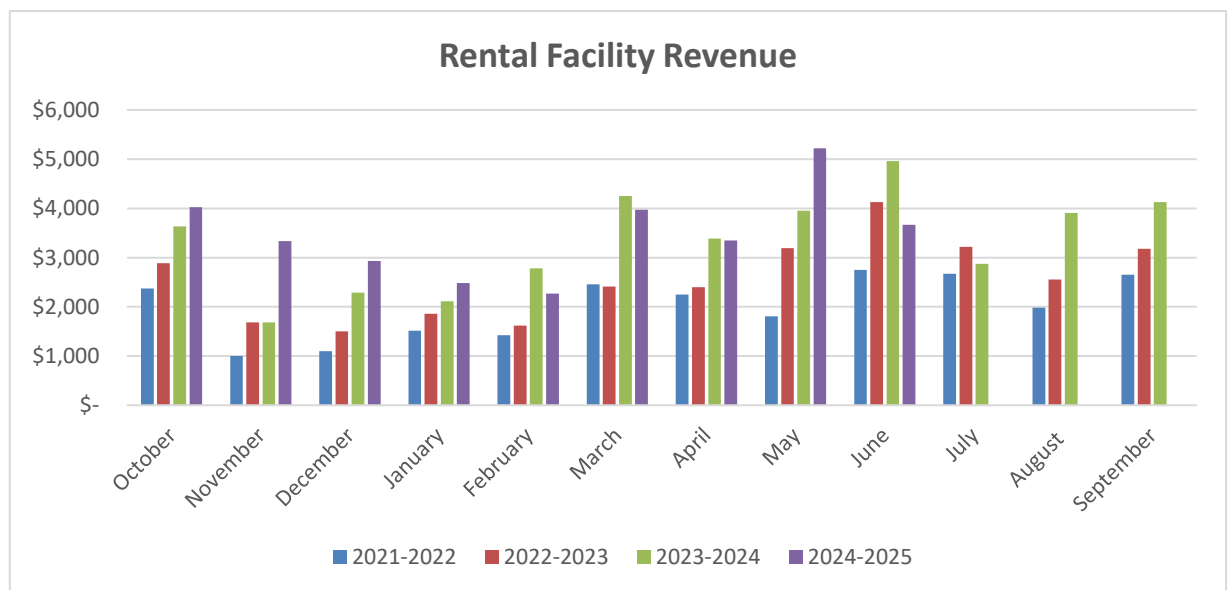
Posted by: **Lisa Buzan** Date: June 9, 2025

Lisa Buzan, Administrative Assistant

“The Parks and Recreation Advisory Board is dedicated to the enrichment of our community through the efficient use of our Parks and Recreation resources.”

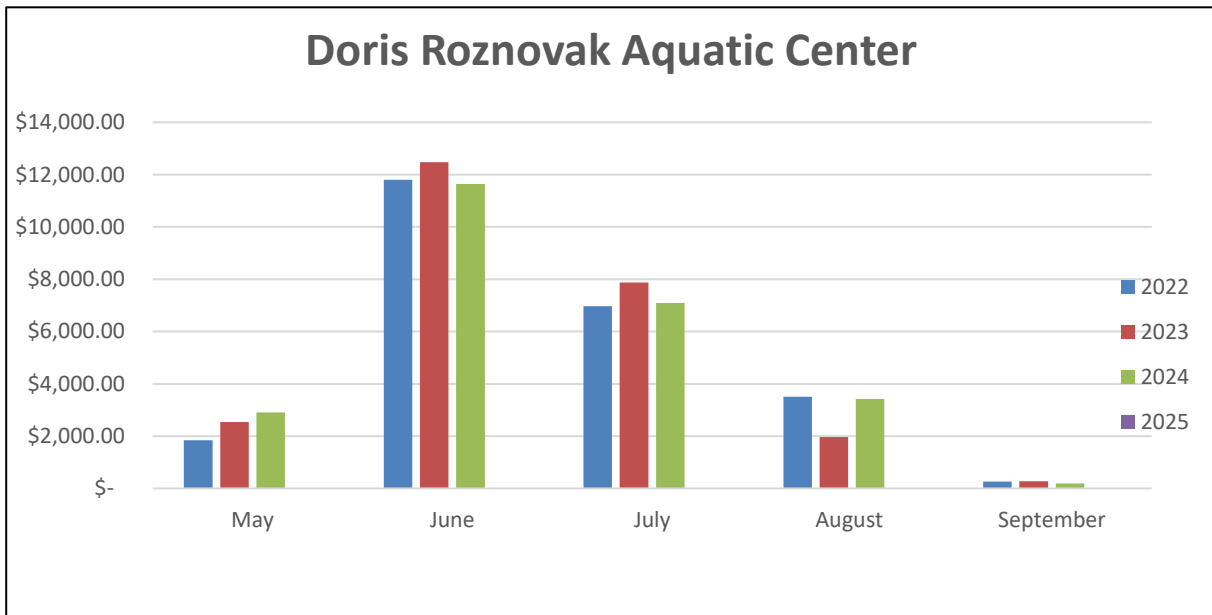
Jun-25 Rental Facilities		
Location	Rentals	Totals:
Murphy Pavilion	7	\$ 845
Ole BBQ Pavilion	1	\$ 35
Bull Branch Pavilion	2	\$ 70
TRPSC Pavilion	0	\$ -
Robinson Pavilion	7	\$ 245
Robinson Ballfield	10	\$ 390
Dickey Givens Center	16	\$ 2,080
Total:	43	\$ 3,665

Month	2021-2022	2022-2023	2023-2024	2024-2025	To Date
October	\$ 2,375	\$ 2,885	\$ 3,635	\$ 4,021	\$ 4,021
November	\$ 1,000	\$ 1,685	\$ 1,685	\$ 3,335	\$ 7,356
December	\$ 1,100	\$ 1,500	\$ 2,290	\$ 2,930	\$ 10,286
January	\$ 1,515	\$ 1,860	\$ 2,115	\$ 2,480	\$ 12,766
February	\$ 1,425	\$ 1,620	\$ 2,780	\$ 2,270	\$ 15,036
March	\$ 2,460	\$ 2,410	\$ 4,250	\$ 3,975	\$ 19,011
April	\$ 2,250	\$ 2,400	\$ 3,390	\$ 3,350	\$ 22,361
May	\$ 1,805	\$ 3,190	\$ 3,950	\$ 5,220	\$ 27,581
June	\$ 2,750	\$ 4,125	\$ 4,960	\$ 3,665	\$ 31,246
July	\$ 2,670	\$ 3,220	\$ 2,870	\$ -	\$ -
August	\$ 1,980	\$ 2,555	\$ 3,910	\$ -	\$ -
September	\$ 2,650	\$ 3,180	\$ 4,125	\$ -	\$ -
Total:	\$ 23,980	\$ 30,630	\$ 39,960	\$ 31,246	\$ 31,246



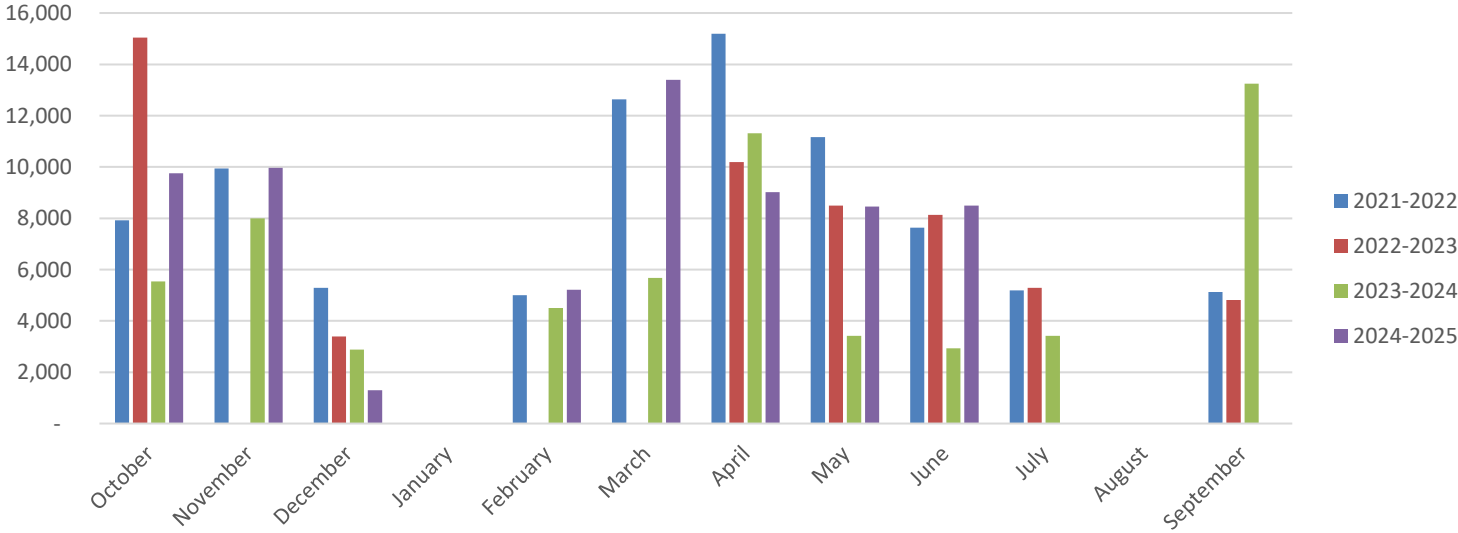
Doris Roznovak Aquatic Center Revenue 2025

	2022	2023	2024	2025	To Date
May	\$ 1,845.15	\$ 2,541.00	\$ 2,905.00	\$ -	\$ -
June	\$ 11,799.96	\$ 12,481.00	\$ 11,650.00	\$ -	\$ -
July	\$ 6,966.10	\$ 7,877.00	\$ 7,088.00	\$ -	\$ -
August	\$ 3,507.05	\$ 1,964.00	\$ 3,421.00	\$ -	\$ -
September	\$ 264.90	\$ 276.00	\$ 193.00	\$ -	\$ -
Total:	\$ 24,383.16	\$ 25,139.00	\$ 25,257.00	\$ -	\$ -



TRP Attendance					
Month	2021-2022	2022-2023	2023-2024	2024-2025	FY to Date
October	7,920	15,048	5,544	9,756	9,756
November	9,936	-	7,992	9,972	19,728
December	5,292	3,388	2,880	1,296	21,024
January	-	-	-	-	-
February	5,004	-	4,500	5,220	26,244
March	12,636	-	5,676	13,392	39,636
April	15,192	10,188	11,316	9,024	48,660
May	11,160	8,496	3,420	8,460	57,120
June	7,632	8,136	2,928	8,496	65,616
July	5,184	5,292	3,420	-	-
August	-	-	-	-	-
September	5,122	4,812	13,248	-	-
TOTAL:	85,078	55,360	60,924	65,616	65,616

Taylor Regional Park Attendance



TRP Revenue

<u>Month</u>	<u>2021-2022</u>	<u>2022-2023</u>	<u>2023-2024</u>	<u>2024-2025</u>	<u>FY To Date</u>
October	\$6,372	\$12,649	\$5,263	\$11,475	\$11,475
November	\$8,967	\$0	\$8,296	\$13,236	\$24,711
December	\$4,810	\$3,888	\$3,156	\$1,100	\$25,811
January	\$0	\$0	\$0	\$0	\$0
February	\$5,600	\$0	\$5,328	\$5,446	\$31,257
March	\$10,023	\$0	\$6,272	\$14,159	\$45,416
April	\$12,502	\$8,718	\$13,287	\$8,134	\$53,550
May	\$9,038	\$7,805	\$2,797	\$8,405	\$61,955
June	\$6,217	\$6,992	\$3,280	\$9,302	\$71,257
July	\$4,360	\$4,798	\$3,232	\$0	\$0
August	\$0	\$0	\$0	\$0	\$0
September	\$4,392	\$3,963	\$14,042	\$0	\$0
TOTAL:	\$ 72,281	\$ 48,813	\$ 64,953	\$ 71,257	\$ 71,257