AGENDA

CITY OF TAYLOR, TEXAS

CITY COUNCIL MEETING

CITY HALL, COUNCIL CHAMBERS, 400 PORTER STREET
NOVEMBER 14, 2024, 6:00 PM

CALL TO ORDER AND DECLARE A QUORUM

INVOCATION

PLEDGE OF ALLEGIANCE

PROCLAMATIONS/RECOGNITIONS

- Arbor Day proclamation
- Small Business Saturday proclamation

CITIZENS COMMUNICATION

(The City Council welcomes public comments on items not listed on the agenda. However, the Council cannot respond until the item is posted on a future meeting agenda. Public comments are limited to 3 minutes.)

CONSENT AGENDA

(The Consent Agenda includes non-controversial and routine items that the Council may act on with one single vote. Any Council member may pull any item from the Consent Agenda to discuss and act upon individually on the Regular Agenda.)

1. Approve minutes from the October 24, 2024, regular Council Meeting. *Lucy Aldrich*
2. Concur with Monthly Financial Report for September 2024. *Jeff Wood*

PUBLIC HEARINGS / ORDINANCES

3. Consider approval of Ordinance 2024-45 regarding a request to allow an Infill Neighborhood Plan generally located at 1120 W. Lake Drive, to modify permitted building types and heights within the P3: Neighborhood Place Type, legally described as approximately 1.24 acres of land situated in Hague Heights, Block One, Lots 8 through 13, more particularly described by the Williamson Central Appraisal District Parcel R017151, Taylor, Williamson County, Texas. *Scott Dunlop*
4. Introduce Ordinance 2024-46 Amending the Fiscal Year 2024 Budget. *Jeff Wood*

REGULAR AGENDA; REVIEW/DISCUSS AND CONSIDER ACTION

5. Consider a request from 7-Eleven for a variance to the distance requirement regarding the sale of alcohol. *Lucy Aldrich*

6. Discussion and possible action on Doris Roznovak Aquatic Center Construction Bid from GCreek Construction. *Tyler Bybee*

7. Consideration to enter a Construction Materials Engineering and Testing contract with Raba Kistner Consultants, Inc., to accompany the Doris Roznovak Aquatic Center Renovation. *Tyler Bybee, Jacob Walker*

8. Consideration to amend Task Order 55 with HDR to add scope and fee to accompany the Doris Roznovak Aquatic Center Renovation. *Tyler Bybee*

9. Consider awarding the Request for Qualifications (RFQ) for a Permit Process Audit to Berry Dunn and authorize the City Manager to negotiate a contract. *Scott Dunlop*

EXECUTIVE SESSION

The Council may vote and/or act upon each of the items listed in this Agenda. The Council reserves the right to retire into executive session concerning any of the items listed on this Agenda, whenever it is considered necessary and legally justified under the Open Meetings Act including: Section 551.071 (Consult with attorney); Section 551.072 (Real Property); Section 551.073 (Gifts and Donations); Section 551.074 (Personnel Matters); Section 551.076 (Security Devices); and Section 551.087 (Economic Development).

a. Samsung property tax appraisal.
b. Discussion and deliberate matters relating to the non-profit status of EPCOR/130 Regional Water Supply Corporation.
c. Project Spear.
d. Discuss potential litigation regarding 1803 Old Coupland Road.

Reconvene into open session and take any action.

ADJOURN

I certify that the notice of meeting was posted in the Taylor City Hall Lobby before 6:00 p.m. on November 8, 2024, and remained posted for at least 72 hours continuously before the scheduled time of said meeting. I further certify that the following news media was notified of this meeting: Taylor Press.

In compliance with the ADA the City Hall and Council Chambers is wheelchair accessible. Reasonable accommodations will be provided for persons attending city council meetings in need of special assistance. Please contact the City Clerk at least 24 hours prior to the meeting for special assistance.

Posted by: *Lucy Aldrich* Date: 11-08-2024

Proclamation

ARBOR DAY

WHEREAS, In 1872, J. Sterling Morton proposed to the Nebraska Board of Agriculture that a special day be set aside for the planting of trees; and

WHEREAS, this holiday, called Arbor Day, was first observed with the planting of more than a million trees in Nebraska; and

WHEREAS, Arbor Day is now observed throughout the nation and the world; and

WHEREAS, trees can reduce the erosion of our precious topsoil by wind and water, cut heating and cooling costs, moderate the temperature, clean the air, produce life-giving oxygen, and provide habitat for wildlife; and

WHEREAS, trees in our city increase property values, enhance the economic vitality of business areas, and beautify our community; and

WHEREAS, trees are a renewable resource giving us paper, wood for our homes, fuel for our fires and countless other wood products; and

WHEREAS, trees, wherever they are planted, are a source of joy and spiritual renewal.

NOW, THEREFORE, I, Dwayne Ariola, Mayor of the City of Taylor, do hereby proclaim November 9th, 2024 as

ARBOR DAY IN THE CITY OF TAYLOR

and urge all citizens to celebrate Arbor Day and to support efforts to protect our trees and woodlands.

Proclaimed this 14th day of November, 2024.

_____

Dwayne Ariola, Mayor
City of Taylor

Proclamation

Small Business Saturday

Whereas, Small Business Saturday is a day to celebrate and support the vital contributions of small businesses to the City of Taylor and its local economy; and

Whereas, since 2010, Small Business Saturday, has grown into a key part of the holiday shopping season encouraging communities across the nation to shop local; and

Whereas, Taylor's small business—many of them family-owned—are the heart of our community, creating jobs, fostering a unique culture, and enhancing the vibrancy of our historic downtown.

Now, therefore, I, Dwayne Ariola, Mayor of the City of Taylor, do hereby proclaim **Saturday, November 30, 2024**, as **Small Business Saturday** in Taylor and encourage all citizens to support our local businesses on this day and throughout the holiday season.

Signed this 14th day of November 2024.

_____

Dwayne Ariola, Mayor
City of Taylor

City Council Meeting
November 14, 2024
Transmittal Letter

STRATEGIC PILLAR

Agenda Item Number: 1.

Agenda Title: **Approve minutes from the October 24, 2024, regular Council Meeting.**

Council Action to be Taken: Approve as submitted or amend with changes noted.

Department Submitted: City Clerk

Staff Contact: Lucy Aldrich, City Clerk

1. PURPOSE / DESCRIPTION

Pursuant to the Open Meetings Law, Chapter 551, Local Government Code and in accordance with the authority contained in Section 551.021 and the City Charter, the Minutes of each City Council meeting must be recorded, compiled, and approved by the City Council in subsequent meetings. The purpose of this item is to conform to these legal requirements.

2. STAFF ANALYSIS / BACKGROUND / PRIOR COUNCIL ACTIONS

NA

3. PROS and CONS

PROS	CONS
•	•

4. RECOMMENDATION

Approve as submitted or amend with changes noted.

5. FUNDING SOURCE

6. TIMELINE

7. OTHER OPTIONS

8. ATTACHMENTS

1. October 24, 2024, Meeting Minutes

City of Taylor
Regularly Scheduled City Council Meeting Minutes
Taylor City Hall, Council Chambers, 400 Porter Street
September 26, 2024 at 6:00 p.m.

Mayor Ariola declared a quorum and called the meeting to order at 6:00 p.m. with the following present:

Mayor Pro-Tem Kelly Cmerek
Council Member Robert Garcia
Council Member Shelli Cobb
Council Member Gerald Anderson
Mayor Dwayne Ariola

Brian LaBorde, City Manager
Jeff Jenkins, Deputy City Manager
Tom Yantis, Assistant City Manager
Ted Hejl, City Attorney
Lucy Aldrich, City Clerk

INVOCATION

PLEDGE OF ALLEGIANCE

PROCLAMATIONS/RECOGNITIONS

- **Friends of the Library proclamation**
  Councilwomen Cobb read the proclamation and presented it to Maria Newman, President of the Friends of the Library.

Councilmember Garcia reminded everyone of the Car Show event happening in Taylor, Saturday.
Councilmember Anderson reminded everyone of the Williamson County Rodeo event happening in Taylor, this weekend.

CITIZENS COMMUNICATION

Bobby Inman spoke about concerns he has on Mallard Lane.
JD Gins asked City Council to prioritize bike safety and that he supports infill neighborhood.
Jeff Stork spoke about how difficult it is to maneuver large trucks in Taylor and asked City Council to consider larger truck traffic.
Jackie Krueger spoke about concerns she has on Mallard Lane.

CONSENT AGENDA

1. **Consider approval of the minutes from the September 26, 2024, regularly scheduled Council meeting and the October 17, 2024, special called Council meeting.**
2. **Concur with Monthly Financial Report for August 2024.**
3. **Consider approval of Ordinance 2024-43 regarding a request for an Infill Neighborhood Plan generally located at 215 Commercial Drive.**
4. **Consider approval of Ordinance 2024-44 regarding a request for an amendment to the Neighborhood Plan referred to as Davis Tract Phase 2, generally located west of Backwood Pass.**
5. **Consider approval of Resolution R24-27 appointing the City Manager as administrator of the HOME Program.**
6. **Consider approval of a purchase order Dell Financial Services for the purchase of replacement computers approved in the FY24-25 Budget.**

7. **Consider approval of the purchase of General Fund Fleet for the Fire Department, Police Department, Animal Control, Streets and Grounds, and Parks and Recreation approved in the FY24-25 Budget.**
8. **Consider approval of the purchase of Enterprise Fund Fleet for Utility Administration, Utility Maintenance, Waste Water Treatment Plant, and Cemetery approved in FY24-25 Budget.**
9. **Consider approval of Amendment No.3 to the agreement for additional construction phase engineering services with HDR, Inc., for grant funded mitigation projects.**
10. **Consider approval of an Interlocal Agreement regarding the participation of the City of Taylor and Williamson County in the design and construction costs related to the Corridor A2 Project.**
11. **Consider approval and issuance of a Purchase Order for hydraulic modifications at the Mustang Creek Wastewater Treatment Plant.**

Motion was made by Councilmember Anderson to approve the consent agenda items as presented. Motion was seconded by Mayor Pro Tem Cmerek. Motion carried unanimously.

PUBLIC HEARING/ORDINANCES

12. **Hold a public hearing and introduce Ordinance 2024-45 regarding a request to allow an Infill Neighborhood Plan generally located at 1120 W. Lake Drive, to modify permitted building types and heights within the P3: Neighborhood Place Type, legally described as approximately 1.24 acres of land situated in Hague Heights, Block One, Lots 8 through 13, more particularly described by the Williamson Central Appraisal District Parcel R017151, Taylor, Williamson County, Texas.**
Scott Dunlop, Development Services Director – The applicant is requesting an Infill Neighborhood Plan to change Place Type P3 – Neighborhood with modifications to the allowable building types to exclude cottage court and limit the building height to two-stories to develop the remaining five lots as platted. The proposed rezoning is consistent with the surrounding zoning of neighborhood homes to the north and south immediately adjacent to the subject property. The Planning and Zoning Commission recommended by a vote of 6 to 2 approving the Infill Neighborhood Plan request with the following modifications to the P3 Place Type zoning: Grant P3 Place Type excluding attached dwellings, cottage courts, and duplexes; and limiting the building height to two stories.

Mayor Ariola opened the public hearing at 6:28 p.m.

Eric Moehnke spoke against the proposal of the applicant.
Cari Farris asked City Council to reconsider approving this request.
Jo Ann Jensen spoke against the ordinance expressing concerns of safety. She requested that environmental and traffic studies be completed.
April Young expressed concerns of flooding in this area and requested that a drainage study be completed.
JD Gins spoke about the need to support infill as it is needed to be able fix streets and grow the tax base; he also added a recommendation to place a stop sign on Lake next to Howard.
David Downs, the applicant, spoke in favor of the request. He was also available to answer questions and provide additional information.
Ricky McDaniel had concerns about starting infill on Lake Drive and bicycling safety on Lake Drive.

The public hearing was closed at 6:48 p.m.

The City Attorney read the caption of the ordinance.

ORDINANCE NO. 2024-45

AN ORDINANCE APPROVING AN INFILL NEIGHBORHOOD PLAN ON PROPERTY GENERALLY LOCATED AT 1120 W. LAKE DRIVE, LEGALLY DESCRIBED AS HAGUE HEIGHTS ADDITION, BLOCK ONE, LOTS EIGHT THROUGH THIRTEEN, CONSISTING OF APPROXIMATELY 1.24 ACRES OF LAND, MORE PARTICULARLY DESCRIBED BY THE WILLIAMSON CENTRAL APPRAISAL DISTRICT PARCEL R017151, TAYLOR, WILLIAMSON COUNTY, TEXAS, AMENDING THE OFFICIAL ZONING MAP OF THE CITY OF TAYLOR, TEXAS, TO SHOW THE ZONING CHANGE ADOPTED HEREIN; PROVIDING A SAVINGS CLAUSE.

First reading. No action was taken.

Mayor Ariola announced that Item #18 would be next on the agenda.

REGULAR AGENDA; REVIEW/DISCUSS AND CONSIDER ACTION

18. **Receive update on 2024 Street Maintenance Update and Striping Alternatives**

Jacob Walker, City Engineer (HDR Engineering) – gave a presentation providing an update on street maintenance and striping alternatives.

The following citizens spoke on the agenda item:

Lisa Drummond asked City Council to prioritize all traffic safety.

Jay Ward supports bike lanes.

Julie Rydell supports bike lanes.

Pam Harper asked City Council to fix the streets of Taylor (all over town) and clean up the mess that was made on Mallard.

During discussions, City Council directed staff as follows:

- Bill Picket – Option 1
- TH Johnson – Option 1
- Lake Drive – Basic Option
- Mallard Lane – Option 3

Motion was made by Councilmember Anderson to receive the 2024 Street Maintenance and Striping Alternatives update as presented. Motion was seconded by Mayor Pro Tem Cmerek. Motion carried 4 to 1 with Councilmember Garcia in opposition.

Mayor Ariola called for a short recess at 8:52 p.m.

Mayor Ariola reconvened the meeting at 8:57 p.m.

Mayor Ariola announced that Item #13 would be next on the agenda.

REGULAR AGENDA; REVIEW/DISCUSS AND CONSIDER ACTION

13. **Receive update on the Downtown Master Plan.**
Tom Yantis, Assistant City Manager introduced Rebecca Leonard with Lionheart who gave a presentation on Downtown Master Plan.

Motion was made by Councilmember Anderson to receive the Downtown Master Plan update as presented. Motion was seconded by Mayor Pro Tem Cmerek. Motion carried unanimously.

14. **Consider an agreement for Fiber Internet Services from Astound Business Solutions and authorize the City Manager to execute the agreement**
Nicole Oman, Internal Services Director introduced Christopher Cox and Delina Anderson with Astound Business Solutions who gave a brief presentation on The Astound Fiber Network.

Motion was made by Councilmember Anderson to approve the agreement for fiber internet services with Astound Business Solutions and authorize the City Manager to sign the agreement. Motion was seconded by Councilwoman Cobb. Motion carried unanimously.

15. **Consider appointments to the Civil Service Board, Parks & Recreation Advisory Board, Public Arts Advisory Board, and Tree Advisory Board.**
Lucy Aldrich, City Clerk – four boards need to have vacated seats filled.

Civil Service Board

Current Member	Reason for Appointment		Applicant Appointed by City Manager
Carey Gambrell	Term Expired in January 2024		Louis Cappozzoli

Motion was made by Councilmember Anderson to confirm the City Manager's appointment of Louis Cappozzoli to the Civil Service Board. Motion was seconded by Mayor Pro Tem Cmerek. Motion carried unanimously.

Parks & Recreation Board

Current Member	Reason for Appointment		Applicants
Luke Thompson (student)	Graduated		Matthew Rangel

Motion was made by Councilmember Anderson to appoint Matthew Rangel to fill the vacant seat on the Parks & Recreation Board. Motion was seconded by Mayor Pro Tem Cmerek. Motion carried unanimously.

Public Arts Advisory Board

Current Member	Reason for Appointment		Applicants
Cayla Cardiff	Resigned		Lauren Glover Lucinda Chapter

Councilmember Anderson nominated Lucinda Chapter.
Councilwoman Cobb nominated Lauren Glover.
Mayor Ariola called for a vote to appoint Lauren Glover to fill the seat. Vote failed 1 to 4.
Mayor Ariola called for a vote to appoint Lucinda Chapter to fill the seat. Vote carried 4 to 1

Tree Advisory Board

Current Member	Reason for Appointment		Applicants
Susan Carr	Resigned		Pam Harper

Motion was made by Councilwoman Cobb to appoint Pam Harper to fill the vacant seat on the Tree Advisory Board. Motion was seconded by Mayor Pro Tem Cmerek. Motion carried 3 to 0 with Councilmember Anderson and Councilmember Garcia abstaining.

16. **Consider awarding the Mustang Creek Drainage Improvements construction contract to Ranger Excavating and allowing the City Manager to execute all necessary documents**
Jacob Walker, City Engineer (HDR) – The Mustang Creek Drainage Improvements project was advertised for competitive bid. Six (6) bids from construction contractors were received. The apparent low bidder is Ranger Excavating with a bid of $870,725.00. Staff recommends awarding the construction contract for the Mustang Creek Drainage Improvements to Ranger Excavation plus a 25% contingency of $217,681.25, for a total construction cost of $1,088,406.25.

Motion was made by Councilmember Anderson to award the Mustang Creek Drainage Improvements construction contract to Ranger Excavating and authorize the City Manager to sign all necessary documents. Motion was seconded by Councilwoman Cobb. Motion carried unanimously.

17. **Consider Task Order 59 with HDR Engineering for the design of the Tammi Lane Sewer Replacement**
Jim Gray, Public Works Director – The Task Order for engineering services includes design, bidding, construction administration and easement acquisition services needed to replace the existing 6-inch sanitary sewer line. Also included is surveying, geotechnical investigation and subsurface utility exploration. The sewer line replacement is consistent with the City's Wastewater Master Plan.

Motion was made by Councilmember Anderson to approve Task Order 59 with HDR Engineering for the design of the Tammi Lane Sewer replacement project. Motion was seconded by Councilwoman Cobb. Motion carried 4 to 1 with Mayor Pro Tem Cmerek in opposition.

Mayor Ariola read the executive session items and adjourned into closed session at 9:35 p.m.

EXECUTIVE SESSION

The Council may vote and/or act upon each of the items listed in this Agenda. The Council reserves the right to retire into executive session concerning any of the items listed on this Agenda, whenever it is considered necessary and legally justified under the Open Meetings Act including: Section 551.071 (Consult with attorney); Section 551.072 (Real Property); Section 551.073 (Gifts and Donations); Section 551.074 (Personnel Matters); Section 551.076 (Security Devices); and Section 551.087 (Economic Development).

a. Project Ford
b. Taylor Station Development Agreement
c. Project Spear

Mayor Ariola reconvened into open session at 10:25 p.m. No action was taken.

ADJOURN
With no further business Mayor Ariola declared the meeting adjourned at 10:25 p.m.

_____
Dwayne Ariola, Mayor

ATTEST:

_____
Lucy Aldrich, City Clerk

City Council Meeting
November 14, 2024
Transmittal Letter

STRATEGIC PILLAR
Economic Vitality

Agenda Item Number: 2.

Agenda Title: **Concur with Monthly Financial Report for September 2024.**

Council Action to be Taken: Approve by Consent

Department Submitted: Finance

Staff Contact: Jeff Wood, Chief Financial Officer

1. PURPOSE / DESCRIPTION

Article 12, Section 12.3 of the City of Taylor's Charter states in part that the City Manager shall prepare and submit to the City Council a written monthly financial report that is in a form satisfactory with the City Council. This report is intended to satisfy the Charter requirement.

2. STAFF ANALYSIS / BACKGROUND / PRIOR COUNCIL ACTIONS

Council has approved previous monthly financial reports by consent.

To better accommodate the new agenda software, staff has included the summary that was previously part of the transmittal letter for this item at the beginning of the monthly report.

3. PROS and CONS

PROS	CONS
• Monthly financial reports provide Council with a snapshot of each fund along with a summary of the financial activity that occurred during the month. • Updated financial information can assist Council with their decision-making process.	

4. RECOMMENDATION

Concur with the preliminary monthly financial report by consent.

5. FUNDING SOURCE

NA

6. TIMELINE

Immediate Consideration

7. OTHER OPTIONS

NA

8. ATTACHMENTS

1. Monthly Financial Report 09.2024

Monthly Finance Report as of :

September 2024

City of Taylor
400 Porter Street
Taylor, TX 76574

Monthly Financial Report Summary for September 2024

The following provides a brief overview on the preliminary status and/or activity of the major funds or groups of funds as of September 30, 2024. Although September is the last month of the fiscal year, this report contains preliminary unadjusted amounts and does not represent the final fiscal year financial reports.

General Fund:

The General Fund is used to account for all financial transactions not properly includable in other funds. The principal sources of revenues include local property taxes, sales and franchise taxes, licenses and permits, fines and forfeitures, and charges for services. Expenditures include general government, public safety, public works, culture and recreation, and community development.

- Revenues in the General Fund are up by $2,150,468 or 6% over last fiscal year-to-date. The majority of revenue collected in September was received through property tax and sales tax. Revenues YTD are 122% of the budgeted amount.

- Property tax collections amount to $7,839,251 through September. The amount collected represents approximately 98.7% of budgeted property tax revenues. The timing of individual tax payments can vary year-over-year so comparisons to previous years should keep such fluctuations in mind.

- The City's portion of the total sales tax collection is $21,695,501 through September, up by $3,780,622 or 21% when compared to this same time last year. Included in this total is the property tax reduction portion that is being reserved to offset the reduced property tax revenues in FY 2025. This reserved amount accounts for approximately 68% of the surplus shown YTD in the General Fund. The payment received in September represents sales that occurred in July. September revenues were lower than the previous year but more than budgeted.

- Expenditures in the General Fund are higher by $2,725,710 or 9% compared to expenses last fiscal year-to-date. Expenditures of 98% of budget are at a normal level.

- It should be noted when reviewing the level of revenues over expenditures that the majority of budgeted revenues are received in the first half of the year, while expenditures are dispersed more evenly throughout the year. It is common to show a significant budget surplus at mid-year that will regularly decrease over the last six months.

Special Revenue Funds;

The City accounts for resources restricted to, or designated for, specific purposes in special revenue funds.

- The TIF #1 Fund receives the annual transfer from the City and the County for the captured taxes collected in the district in April or May of each year. The revenue reported for September is interest earned. The expenditures budgeted for this fiscal year are related to the debt service payments, grants, administrative expenses, downtown master planning and landscape maintenance.

- Hotel Occupancy Tax collections from the lodging providers are recorded monthly, but the 380 Agreement payment is distributed quarterly. The timing of the 380 Agreement payment can skew the monthly report and result in the fund being reflected in a more positive position than is actually the case.

  Hotel Occupancy Tax of $28,327 was collected in September. September's collection was $4,263 less than September 2023, and fiscal year-to-date HOT collections are $31,878 (98%) more than FY 2022-23.

  Expenditures consist of a pass through to the Chamber, but will also include expenditures for our marketing agreement, 380 Agreement, and a transfer to the Main Street Fund to be used for advertising.

- Main Street revenues reported during the year are from sales and other fund-raising activities. Expenditures are for rental assistance, advertising, city sponsored events and façade grants.

- Municipal Court Special Revenues are budgeted at $12,850 and current revenues total 217% of budget. Expenditures from this fund are for security work and technology at the Municipal Court.

- Library Donation Fund reflects revenues generated from interest income and donations, as well as a grant from St. David's Foundation.

- Transportation User Fee (TUF) Fund – User fees collected in September are reported at $72,709. Expenditures are associated with wage and benefit costs, engineering costs, equipment costs and the cost of materials for street maintenance.

- Municipal Drainage Utility System (MDUS) Fund – Drainage fees collected in September are reported at $55,842. Expenditures are related to wage and benefit costs, engineering costs, and equipment costs.

Enterprise Funds:

The City maintains several Enterprise funds, which are used to account for operations that are more reflective of business-type activities. All activities associated with providing such services are accounted for in these funds. Enterprise funds are primarily funded by user charges and fees.

Sanitation Fund

- Revenues from franchise fees and user charges for services are reported at $2,441,726. The City contracts its solid waste collection service and expenditures represent the payment to the City's solid waste provider. Fiscal year-to-date cost for solid waste collection services is $2,163,352.

Utility Fund

- Revenues through September totaled $16,231,621, which includes $15,879,781 in charges for service. User charges are up $2,405,191 compared to the same period last year. Expenditures fiscal year-to-date total $14,494,601 compared to $11,245,636 a year ago. Year-to-year comparisons in the Utility Fund reflect differences in billing and usage, and such differences can be caused by several factors that can vary throughout the year. This should be kept in mind when comparing individual time periods.

- The Utility Fund is operating at a normal level when compared to budgeted amounts for this period of the fiscal year, with revenues exceeding expenditures by $1,737,019.

Airport Fund

- Revenues consist of airport hangar rental, sale of fuel and interest income. Hangar rental is reported at $305,338 and revenues from fuel sales are $102,014. Fuel sales are limited by the ongoing project to replace the fuel farm.

- The Airport Fund is operating above budget with expenditures exceeding revenues by $475,240. However, this includes a $300,000 grant match that is paid with existing bond funds and the ongoing fuel farm construction project that is grant reimbursed by TxDOT.

Cemetery Fund

- Revenues are reported at $318,312 and are 83% of budgeted amounts. Revenues are dependent on the number of lots sold and graves dug, and these sources can be variable.

- Expenditures of $304,411 represent 55% of budgeted amounts.

- Expenditures exceed revenues by $13,901, but this amount excludes any interfund administrative fee transfer.

Other Funds:

- Roadway Impact Fund – There was $62,200 in revenue collected in September. There are no budgeted expenditures in this fund for FY 2024.

- Utility Impact Fund – There was $136,752 in revenue collected in September. Expenditures are budgeted for improvements to the sewer lift station located near the airport.

Internal Service Funds:

Internal Service Funds are an accounting device used to accumulate and allocate costs internally amoung the City's various functions. The City uses internal service funds to account for the maintenance and purchase of equipment.

- The Fleet Operating Fund charges rental fees and replacement fees to the various City departments and these fees are used to off-set the expenditures for repairs and maintenance to the City's vehicles. This same concept is applied to the Fleet Replacement Fund for the purpose of purchasing vehicles.

- Expenditures in the Fleet Operating Fund are operating as anticipated.

- The Fleet Replacement Fund reflects expenditures that includes capital lease payments for purchases are made either monthly, quarterly or annually throughout the year. Expenditures also reflect cash purchases for equipment and vehicles made on behalf of the other funds.

Quarterly Investment Report

- The Quarterly Investment Report from our investment consultant covers the period of July 1 – September 30. This report reflects the coordinated efforts of City staff and Meeder (Patterson & Associates) to manage the City funds that are not immediately needed for operational purposes. The report shows the average yield obtained on the City's funds was 5.03% during the reporting period. The portfolio remains heavily invested in our liquid, pooled accounts and other short-term investments that are advantageous with the current inverted yield curve. We continue to monitor the interest rate environment and will adjust the portfolio's weighted average maturity as needed.

Attachment A

Financial Summary

Summary Revenue/Expenditures

Preliminary Year-to-Date as of September 30, 2024

	Revenue			Expenditures			
	Annual Budget	Actual Y-T-D	% of Budget	Annual Budget	Actual Y-T-D	% of Budget	Surplus/Deficit
General Fund	$ 31,533,176	$ 38,473,164	122%	$ 32,153,364	$ 31,438,078	98%	7,035,086
Special Revenue Funds							
- Tax Increment Fund (TIF) #2	$ 500,000	$ 543,332	109%	$ 523,300	$ 28,000	5%	515,332
- Tax Increment Fund (TIF) #1	880,000	$ 967,785	110%	834,709	$ 735,853	88%	231,932
- Hotel/Motel Tax	310,000	$ 365,853	118%	296,000	$ 260,582	88%	105,270
- Main St. Revenue	188,700	$ 136,851	73%	250,246	$ 150,035	60%	(13,184)
- Municipal Court Sec/Tech	12,850	$ 27,953	218%	31,642	$ 8,848	28%	19,105
- Library Grants/Donations	6,442	$ 30,143	468%	11,084	$ 19,975	180%	10,168
- Transportation Fund (TUF)	860,000	$ 887,387	103%	858,993	$ 517,065	60%	370,322
- MDUS	563,500	$ 669,947	119%	549,398	$ 306,222	56%	363,725
Special Rev Funds Total	**$ 3,321,492**	**$ 3,629,249**	**109%**	**$ 3,355,372**	**$ 2,026,580**	**60%**	**1,602,669**
Enterprise Funds							
- Sanitation Fund	$ 2,167,000	$ 2,441,726	113%	$ 2,159,200	$ 2,163,352	100%	278,374
- Utility Fund	16,606,500	$ 16,231,621	98%	16,422,681	$ 14,494,601	88%	1,737,019
- Airport Fund	946,000	$ 578,838	61%	977,995	$ 1,054,077	108%	(475,240)
- Cemetery Op. Fund	381,500	$ 318,312	83%	553,187	$ 304,411	55%	13,901
Roadway Impact Fund	$ 80,000	$ 261,728	327%	$ -	$ -	0%	261,728
Utility Impact Fund	$ 425,000	$ 968,037	228%	$ 300,000	$ 87,426	29%	880,611
Fleet Service Operating Fund	$ 1,339,600	$ 1,332,579	99%	$ 987,782	$ 917,754	93%	414,825
Fleet Replacement Fund	$ 2,088,852	$ 1,442,074	69%	$ 2,088,852	$ 1,522,770	73%	(80,696)
Total	**$ 58,889,120**	**$ 65,677,327**	**112%**	**$ 58,998,433**	**$ 54,009,049**	**92%**	**11,668,278**

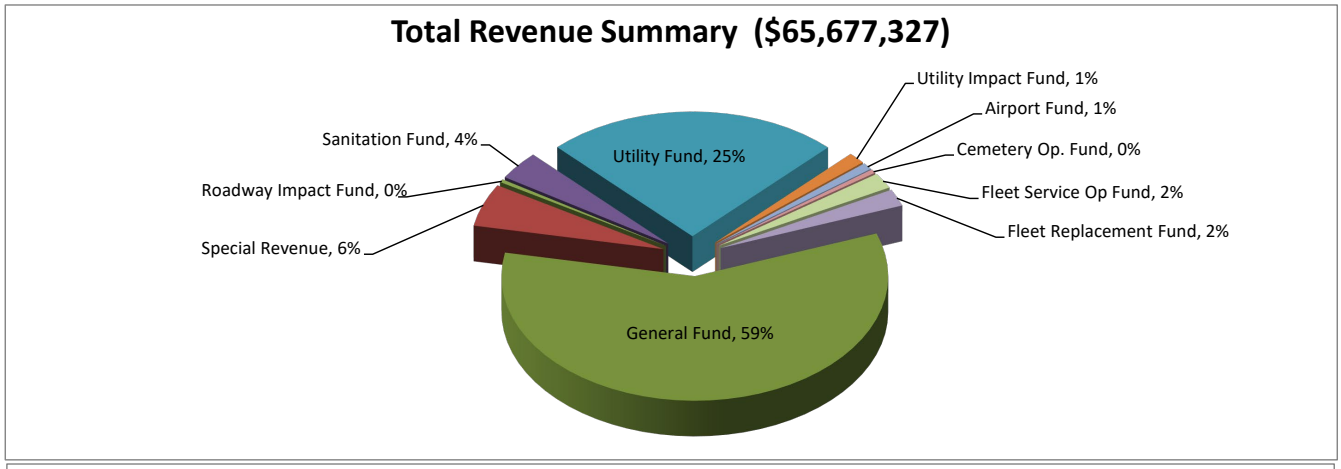

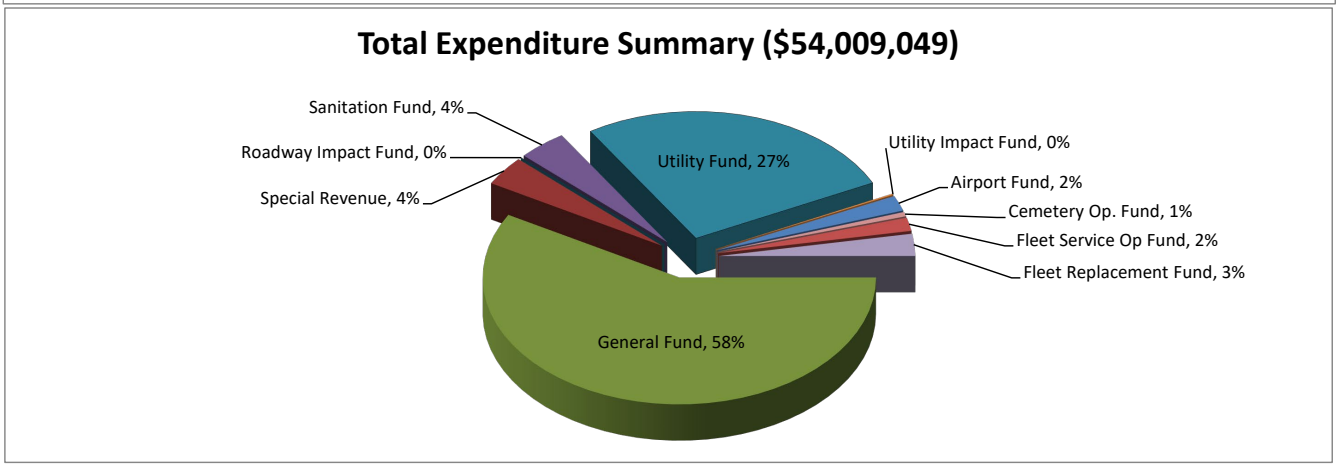

Attachment B

Financial Statements by Fund

General Fund
Tax Increment Financing Funds
Hotel Occupancy Tax Fund
Main Street Fund
Municipal Court Special Fee Fund
Library Grant/Donations Fund
Roadway Impact Fee Fund
Transportation User Fee Fund
Municipal Drainage Utility System Fund
Sanitation Fund
Public Utilities Fund
Utility Impact Fund
Airport Fund
Cemetery Operating Fund
Fleet Services Operating Fund
Fleet Replacement Fund

FINANCIAL STATEMENT
AS OF: SEPTEMBER 30TH, 2024

100-GENERAL FUND
FINANCIAL SUMMARY

ACCT # ACCOUNT NAME	ANNUAL BUDGET	CURRENT PERIOD	Y-T-D ACTUAL	% OF BUDGET	Y-T-D ENCUMB.	BUDGET BALANCE
REVENUE SUMMARY						
310-TAXES	23,173,000.00	1,127,562.71	30,396,167.08	131.17	0.00	(7,223,167.08)
320-PERMITS AND LICENSES	1,202,000.00	74,093.30	1,102,856.10	91.75	0.00	99,143.90
330-INTERGOVERNMENTAL REV	402,600.00	53,883.74	642,521.70	159.59	0.00	(239,921.70)
340-CHARGES FOR SERVICES	755,300.00	69,169.70	1,328,316.41	175.87	0.00	(573,016.41)
410-FINES AND FORFEITURES	179,500.00	21,567.21	255,180.35	142.16	0.00	(75,680.35)
420-ASSESSMENTS	15,791.03	0.00	44,567.13	282.23	0.00	(28,776.10)
430-USE OF MONEY AND PROP	3,310,000.00	200,975.01	2,004,505.63	60.56	0.00	1,305,494.37
440-DONATIONS FROM PRIVAT	47,550.00	1,575.00	231,331.00	486.50	0.00	(183,781.00)
450-INTERFUND OPERATING T	2,447,435.00	23,408.43	2,465,404.95	100.73	0.00	(17,969.95)
460-PROCEEDS GEN FIXED AS	0.00	0.00	2,313.90	0.00	0.00	(2,313.90)
470-PROCEEDS GEN LONG TER	0.00	0.00	0.00	0.00	0.00	0.00
*** TOTAL REVENUES ***	31,533,176.03	1,572,235.10	38,473,164.25	122.01	0.00	(6,939,988.22)
EXPENDITURE SUMMARY						
500-CITY COUNCIL	440,739.00	75,582.65	356,198.00	83.71	12,733.50	71,807.50
501-CITY MANAGEMENT	998,151.18	73,761.08	961,000.07	99.67	33,827.50	3,323.61
503-PUBLIC INFORMATION	311,028.00	44,265.21	289,715.36	93.15	0.00	21,312.64
504-HUMAN RESOURCES	466,057.00	36,732.87	468,382.61	100.50	0.00	(2,325.61)
505-CITY CLERK	214,345.00	16,065.46	204,401.61	95.36	0.00	9,943.39
512-FINANCIAL SERVICES	1,077,536.00	82,439.41	922,108.18	85.85	3,000.00	152,427.82
516-MUNICIPAL COURT	385,381.00	38,698.45	421,939.70	113.31	14,725.00	(51,283.70)
522-DEVELOPMENT SERVICES	1,772,192.82	263,631.66	1,927,577.69	114.97	109,856.67	(265,241.54)
524-MAIN STREET PROGRAM	200,132.00	15,185.31	191,880.98	95.88	0.00	8,251.02
527-MOODY MUSEUM	22,225.00	2,508.24	15,392.55	69.26	0.00	6,832.45
532-PUBLIC LIBRARY	695,188.00	56,736.58	598,465.87	86.09	0.00	96,722.13
542-FIRE SUPPRESSION/EMER	4,227,925.00	347,668.98	4,387,030.60	103.26	(21,238.50)	(137,867.10)
552-POLICE FIELD SERVICES	5,370,459.00	434,039.94	5,398,070.18	100.52	160.00	(27,771.18)
558-ANIMAL CONTROL SECTIO	383,721.00	39,384.66	438,508.71	134.61	78,027.00	(132,814.71)
563-STREET & GROUND MAIN	3,114,155.00	190,797.00	3,090,350.76	103.80	142,115.96	(118,311.72)
565-PARKS & RECREATION	2,603,015.00	183,621.52	2,324,528.10	119.15	776,958.77	(498,471.87)
566-INTERNAL SVCS/BLDG	912,650.00	80,527.51	731,426.74	130.88	463,083.93	(281,860.67)
573-ENGINEERING & INSPECT	900,000.00	156,460.78	1,379,090.44	198.96	411,556.25	(890,646.69)
575-INTERNAL SVC/IT DEPT	298,515.36	23,929.00	288,122.55	96.52	0.00	10,392.81
592-NON-DEPARTMENTAL	7,759,949.00	1,469,722.79	7,043,887.38	91.99	94,500.00	621,561.62
*** TOTAL EXPENDITURES ***	32,153,364.36	3,631,759.10	31,438,078.08	104.37	2,119,306.08	(1,404,019.80)
*** TOTAL PROFIT / (LOSS) ***	(620,188.33)	(2,059,524.00)	7,035,086.17	792.63-	(2,119,306.08)	(5,535,968.42)

FINANCIAL STATEMENT
AS OF: SEPTEMBER 30TH, 2024

118-TIF #2
FINANCIAL SUMMARY

ACCT # ACCOUNT NAME	ANNUAL BUDGET	CURRENT PERIOD	Y-T-D ACTUAL	% OF BUDGET	Y-T-D ENCUMB.	BUDGET BALANCE
REVENUE SUMMARY						
310-TAXES	500,000.00	0.00	525,837.79	105.17	0.00	(25,837.79)
430-USE OF MONEY AND PROP	0.00	2,795.10	17,493.85	0.00	0.00	(17,493.85)
*** TOTAL REVENUES ***	500,000.00	2,795.10	543,331.64	108.67	0.00	(43,331.64)
EXPENDITURE SUMMARY						
520-TIF EXPENSES	523,300.00	0.00	28,000.00	5.35	0.00	495,300.00
*** TOTAL EXPENDITURES ***	523,300.00	0.00	28,000.00	5.35	0.00	495,300.00
*** TOTAL PROFIT / (LOSS) ***	(23,300.00)	2,795.10	515,331.64	211.72-	0.00	(538,631.64)

FINANCIAL STATEMENT
AS OF: SEPTEMBER 30TH, 2024

119-TIF (TAX INCREMENT FUND)
FINANCIAL SUMMARY

ACCT # ACCOUNT NAME	ANNUAL BUDGET	CURRENT PERIOD	Y-T-D ACTUAL	% OF BUDGET	Y-T-D ENCUMB.	BUDGET BALANCE
REVENUE SUMMARY						
310-TAXES	575,000.00	0.00	574,976.39	100.00	0.00	23.61
330-INTERGOVERNMENTAL REV	300,000.00	0.00	341,203.58	113.73	0.00	(41,203.58)
430-USE OF MONEY AND PROP	5,000.00	2,491.74	51,604.75	32.10	0.00	(46,604.75)
*** TOTAL REVENUES ***	880,000.00	2,491.74	967,784.72	109.98	0.00	(87,784.72)
EXPENDITURE SUMMARY						
520-TIF EXPENSES	834,709.00	34,698.75	735,852.78	99.49	94,621.25	4,234.97
*** TOTAL EXPENDITURES ***	834,709.00	34,698.75	735,852.78	99.49	94,621.25	4,234.97
*** TOTAL PROFIT / (LOSS) ***	45,291.00	(32,207.01)	231,931.94	303.17	(94,621.25)	(92,019.69)

FINANCIAL STATEMENT
AS OF: SEPTEMBER 30TH, 2024

120-HOTEL/MOTEL FUND
FINANCIAL SUMMARY

ACCT # ACCOUNT NAME	ANNUAL BUDGET	CURRENT PERIOD	Y-T-D ACTUAL	% OF BUDGET	Y-T-D ENCUMB.	BUDGET BALANCE
REVENUE SUMMARY						
310-TAXES	310,000.00	28,327.07	365,852.66	118.02	0.00	(55,852.66)
420-ASSESSMENTS	0.00	0.00	0.00	0.00	0.00	0.00
430-USE OF MONEY AND PROP	0.00	0.00	0.00	0.00	0.00	0.00
*** TOTAL REVENUES ***	310,000.00	28,327.07	365,852.66	118.02	0.00	(55,852.66)
EXPENDITURE SUMMARY						
612-HOTEL/MOTEL TAX	296,000.00	6,838.41	260,582.47	88.03	0.00	35,417.53
*** TOTAL EXPENDITURES ***	296,000.00	6,838.41	260,582.47	88.03	0.00	35,417.53
*** TOTAL PROFIT / (LOSS) ***	14,000.00	21,488.66	105,270.19	751.93	0.00	(91,270.19)

FINANCIAL STATEMENT
AS OF: SEPTEMBER 30TH, 2024

123-MAIN STREET REVENUE FUND
FINANCIAL SUMMARY

ACCT # ACCOUNT NAME	ANNUAL BUDGET	CURRENT PERIOD	Y-T-D ACTUAL	% OF BUDGET	Y-T-D ENCUMB.	BUDGET BALANCE
REVENUE SUMMARY						
330-INTERGOVERNMENTAL REV	0.00	0.00	0.00	0.00	0.00	0.00
430-USE OF MONEY AND PROP	0.00	0.00	0.00	0.00	0.00	0.00
440-DONATIONS FROM PRIVAT	32,600.00	320.00	56,850.75	174.39	0.00	(24,250.75)
450-INTERFUND OPERATING T	156,100.00	0.00	80,000.00	51.25	0.00	76,100.00
*** TOTAL REVENUES ***	188,700.00	320.00	136,850.75	72.52	0.00	51,849.25
EXPENDITURE SUMMARY						
615-CONTRIBUTE TO CIVIC P	250,246.00	8,315.33	150,035.23	72.75	32,015.58	68,195.19
*** TOTAL EXPENDITURES ***	250,246.00	8,315.33	150,035.23	72.75	32,015.58	68,195.19
*** TOTAL PROFIT / (LOSS) ***	(61,546.00)	(7,995.33)	(13,184.48)	73.44	(32,015.58)	(16,345.94)

FINANCIAL STATEMENT
AS OF: SEPTEMBER 30TH, 2024

125-MUNICIPAL CRT SPECIAL FEE
FINANCIAL SUMMARY

ACCT # ACCOUNT NAME	ANNUAL BUDGET	CURRENT PERIOD	Y-T-D ACTUAL	% OF BUDGET	Y-T-D ENCUMB.	BUDGET BALANCE
REVENUE SUMMARY						
410-FINES AND FORFEITURES	12,850.00	2,208.83	27,952.93	217.53	0.00	(15,102.93)
450-INTERFUND OPERATING T	0.00	0.00	0.00	0.00	0.00	0.00
*** TOTAL REVENUES ***	12,850.00	2,208.83	27,952.93	217.53	0.00	(15,102.93)
EXPENDITURE SUMMARY						
625-MUNICIPAL COURT BLDG	9,642.00	663.32	1,292.73	13.41	0.00	8,349.27
626-MUNICIPAL CRT TECHNO	22,000.00	0.00	7,555.33	45.23	2,396.00	12,048.67
627-MUN COURT JUDICIAL	0.00	0.00	0.00	0.00	0.00	0.00
*** TOTAL EXPENDITURES ***	31,642.00	663.32	8,848.06	35.54	2,396.00	20,397.94
*** TOTAL PROFIT / (LOSS) ***	(18,792.00)	1,545.51	19,104.87	88.91-	(2,396.00)	(35,500.87)

FINANCIAL STATEMENT
AS OF: SEPTEMBER 30TH, 2024

129-LIBRARY GRANT/DONATION
FINANCIAL SUMMARY

ACCT # ACCOUNT NAME	ANNUAL BUDGET	CURRENT PERIOD	Y-T-D ACTUAL	% OF BUDGET	Y-T-D ENCUMB.	BUDGET BALANCE
REVENUE SUMMARY						
330-INTERGOVERNMENTAL REV	0.00	0.00	12,500.00	0.00	0.00	(12,500.00)
430-USE OF MONEY AND PROP	5,000.00	1,319.41	16,220.77	324.42	0.00	(11,220.77)
440-DONATIONS FROM PRIVAT	1,422.00	0.00	1,421.94	100.00	0.00	0.06
*** TOTAL REVENUES ***	6,422.00	1,319.41	30,142.71	469.37	0.00	(23,720.71)
EXPENDITURE SUMMARY						
624-LIBRARY	11,084.00	765.19	19,974.81	180.21	0.00	(8,890.81)
*** TOTAL EXPENDITURES ***	11,084.00	765.19	19,974.81	180.21	0.00	(8,890.81)
*** TOTAL PROFIT / (LOSS) ***	(4,662.00)	554.22	10,167.90	218.10-	0.00	(14,829.90)

FINANCIAL STATEMENT
AS OF: SEPTEMBER 30TH, 2024

200-ROADWAY IMPACT FEE FUND
FINANCIAL SUMMARY

ACCT # ACCOUNT NAME	ANNUAL BUDGET	CURRENT PERIOD	Y-T-D ACTUAL	% OF BUDGET	Y-T-D ENCUMB.	BUDGET BALANCE
REVENUE SUMMARY						
420-ASSESSMENTS	80,000.00	62,200.00	261,727.96	327.16	0.00	(181,727.96)
*** TOTAL REVENUES ***	80,000.00	62,200.00	261,727.96	327.16	0.00	(181,727.96)
EXPENDITURE SUMMARY						
631-ROADWAY IMPACT FEE	0.00	0.00	0.00	0.00	0.00	0.00
*** TOTAL EXPENDITURES ***	0.00	0.00	0.00	0.00	0.00	0.00
*** TOTAL PROFIT / (LOSS) ***	80,000.00	62,200.00	261,727.96	327.16	0.00	(181,727.96)

FINANCIAL STATEMENT
AS OF: SEPTEMBER 30TH, 2024

210-TRANSPORTATION FUND
FINANCIAL SUMMARY

ACCT # ACCOUNT NAME	ANNUAL BUDGET	CURRENT PERIOD	Y-T-D ACTUAL	% OF BUDGET	Y-T-D ENCUMB.	BUDGET BALANCE
REVENUE SUMMARY						
330-INTERGOVERNMENTAL REV	0.00	0.00	16,500.00	0.00	0.00	(16,500.00)
340-CHARGES FOR SERVICES	860,000.00	72,709.77	870,886.50	101.27	0.00	(10,886.50)
430-USE OF MONEY AND PROP	0.00	0.00	0.00	0.00	0.00	0.00
450-INTERFUND OPERATING T	0.00	0.00	0.00	0.00	0.00	0.00
470-PROCEEDS GEN LONG TER	0.00	0.00	0.00	0.00	0.00	0.00
*** TOTAL REVENUES ***	860,000.00	72,709.77	887,386.50	103.18	0.00	(27,386.50)
EXPENDITURE SUMMARY						
632-TRANSPORTATION	858,993.00	61,822.83	517,064.98	78.66	158,592.35	183,335.67
*** TOTAL EXPENDITURES ***	858,993.00	61,822.83	517,064.98	78.66	158,592.35	183,335.67
*** TOTAL PROFIT / (LOSS) ***	1,007.00	10,886.94	370,321.52	25.74	(158,592.35)	(210,722.17)

FINANCIAL STATEMENT
AS OF: SEPTEMBER 30TH, 2024

300-MUNICIPAL DRAINAGE UTILIT
FINANCIAL SUMMARY

ACCT # ACCOUNT NAME	ANNUAL BUDGET	CURRENT PERIOD	Y-T-D ACTUAL	% OF BUDGET	Y-T-D ENCUMB.	BUDGET BALANCE
REVENUE SUMMARY						
330-INTERGOVERNMENTAL REV	0.00	0.00	0.00	0.00	0.00	0.00
340-CHARGES FOR SERVICES	563,500.00	55,842.48	669,947.37	118.89	0.00	(106,447.37)
430-USE OF MONEY AND PROP	0.00	0.00	0.00	0.00	0.00	0.00
460-PROCEEDS GEN FIXED AS	0.00	0.00	0.00	0.00	0.00	0.00
470-PROCEEDS GEN LONG TER	0.00	0.00	0.00	0.00	0.00	0.00
*** TOTAL REVENUES ***	563,500.00	55,842.48	669,947.37	118.89	0.00	(106,447.37)
EXPENDITURE SUMMARY						
750-MUNICIPAL DRAINAGE	549,398.00	15,468.55	306,221.99	55.74	0.00	243,176.01
*** TOTAL EXPENDITURES ***	549,398.00	15,468.55	306,221.99	55.74	0.00	243,176.01
*** TOTAL PROFIT / (LOSS) ***	14,102.00	40,373.93	363,725.38	579.25	0.00	(349,623.38)

FINANCIAL STATEMENT
AS OF: SEPTEMBER 30TH, 2024

320-SANITATION FUND
FINANCIAL SUMMARY

ACCT # ACCOUNT NAME	ANNUAL BUDGET	CURRENT PERIOD	Y-T-D ACTUAL	% OF BUDGET	Y-T-D ENCUMB.	BUDGET BALANCE
REVENUE SUMMARY						
310-TAXES	197,000.00	110,666.89	496,349.22	251.95	0.00	(299,349.22)
340-CHARGES FOR SERVICES	1,970,000.00	162,139.85	1,945,377.07	98.75	0.00	24,622.93
*** TOTAL REVENUES ***	2,167,000.00	272,806.74	2,441,726.29	112.68	0.00	(274,726.29)
EXPENDITURE SUMMARY						
721-SANITATION/GARBAGE	2,159,200.00	166,083.37	2,163,351.94	100.19	0.00	(4,151.94)
*** TOTAL EXPENDITURES ***	2,159,200.00	166,083.37	2,163,351.94	100.19	0.00	(4,151.94)
*** TOTAL PROFIT / (LOSS) ***	7,800.00	106,723.37	278,374.35	568.90	0.00	(270,574.35)

FINANCIAL STATEMENT
AS OF: SEPTEMBER 30TH, 2024

340-PUBLIC UTILITIES FUND
FINANCIAL SUMMARY

ACCT # ACCOUNT NAME	ANNUAL BUDGET	CURRENT PERIOD	Y-T-D ACTUAL	% OF BUDGET	Y-T-D ENCUMB.	BUDGET BALANCE
REVENUE SUMMARY						
320-PERMITS AND LICENSES	500.00	0.00	500.00	100.00	0.00	0.00
330-INTERGOVERNMENTAL REV	0.00	0.00	0.00	0.00	0.00	0.00
340-CHARGES FOR SERVICES	15,668,000.00	1,316,164.97	15,879,780.83	101.35	0.00	(211,780.83)
420-ASSESSMENTS	797,000.00	7,075.00	100,728.94	12.64	0.00	696,271.06
430-USE OF MONEY AND PROP	138,500.00	33,846.94	235,388.11	169.96	0.00	(96,888.11)
440-DONATIONS FROM PRIVAT	0.00	0.00	0.00	0.00	0.00	0.00
450-INTERFUND OPERATING T	0.00	0.00	8,875.00	0.00	0.00	(8,875.00)
460-PROCEEDS GEN FIXED AS	2,500.00	839.28	6,347.76	253.91	0.00	(3,847.76)
470-PROCEEDS GEN LONG TER	0.00	0.00	0.00	0.00	0.00	0.00
*** TOTAL REVENUES ***	16,606,500.00	1,357,926.19	16,231,620.64	97.74	0.00	374,879.36
EXPENDITURE SUMMARY						
701-UTILITIES ADMINISTRAT	693,163.00	43,086.21	635,295.43	93.90	15,574.80	42,292.77
706-WASTEWATER TREATMENT	2,121,499.00	223,500.02	1,758,267.58	104.28	453,926.14	(90,694.72)
708-UTILITY DISTRIBUTION/	3,265,320.00	191,648.65	2,822,588.33	86.80	11,788.36	430,943.31
709-UTILITIES NON-DEPARTM	10,342,699.00	397,890.98	9,278,450.06	90.84	116,922.76	947,326.18
*** TOTAL EXPENDITURES ***	16,422,681.00	856,125.86	14,494,601.40	91.90	598,212.06	1,329,867.54
*** TOTAL PROFIT / (LOSS) ***	183,819.00	501,800.33	1,737,019.24	619.53	(598,212.06)	(954,988.18)

FINANCIAL STATEMENT
AS OF: SEPTEMBER 30TH, 2024

345-UTILITY IMPACT FEE FUND
FINANCIAL SUMMARY

ACCT # ACCOUNT NAME	ANNUAL BUDGET	CURRENT PERIOD	Y-T-D ACTUAL	% OF BUDGET	Y-T-D ENCUMB.	BUDGET BALANCE
REVENUE SUMMARY						
340-CHARGES FOR SERVICES	425,000.00	136,752.00	968,037.00	227.77	0.00	(543,037.00)
420-ASSESSMENTS	0.00	0.00	0.00	0.00	0.00	0.00
430-USE OF MONEY AND PROP	0.00	0.00	0.00	0.00	0.00	0.00
*** TOTAL REVENUES ***	425,000.00	136,752.00	968,037.00	227.77	0.00	(543,037.00)
EXPENDITURE SUMMARY						
592-NON-DEPARTMENTAL	300,000.00	2,400.00	87,425.73	39.47	30,994.82	181,579.45
*** TOTAL EXPENDITURES ***	300,000.00	2,400.00	87,425.73	39.47	30,994.82	181,579.45
*** TOTAL PROFIT / (LOSS) ***	125,000.00	134,352.00	880,611.27	679.69	(30,994.82)	(724,616.45)

FINANCIAL STATEMENT
AS OF: SEPTEMBER 30TH, 2024

350-AIRPORT FUND
FINANCIAL SUMMARY

ACCT # ACCOUNT NAME	ANNUAL BUDGET	CURRENT PERIOD	Y-T-D ACTUAL	% OF BUDGET	Y-T-D ENCUMB.	BUDGET BALANCE
REVENUE SUMMARY						
320-PERMITS AND LICENSES	0.00	0.00	0.00	0.00	0.00	0.00
330-INTERGOVERNMENTAL REV	30,000.00	0.00	41,021.38	136.74	0.00	(11,021.38)
340-CHARGES FOR SERVICES	645,000.00	38,963.74	432,143.39	67.00	0.00	212,856.61
420-ASSESSMENTS	0.00	0.00	0.00	0.00	0.00	0.00
430-USE OF MONEY AND PROP	5,000.00	3,093.94	43,547.84	870.96	0.00	(38,547.84)
440-DONATIONS FROM PRIVAT	0.00	0.00	0.00	0.00	0.00	0.00
450-INTERFUND OPERATING T	266,000.00	0.00	62,125.00	23.36	0.00	203,875.00
*** TOTAL REVENUES ***	946,000.00	42,057.68	578,837.61	61.19	0.00	367,162.39
EXPENDITURE SUMMARY						
732-AIRPORT OPERATIONS DE	977,995.00	48,565.34	1,054,077.16	201.05	912,183.44	(988,265.60)
*** TOTAL EXPENDITURES ***	977,995.00	48,565.34	1,054,077.16	201.05	912,183.44	(988,265.60)
*** TOTAL PROFIT / (LOSS) ***	(31,995.00)	(6,507.66)	(475,239.55)	336.37	(912,183.44)	1,355,427.99

FINANCIAL STATEMENT
AS OF: SEPTEMBER 30TH, 2024

370-CEMETERY OPERATING FUND
FINANCIAL SUMMARY

ACCT # ACCOUNT NAME	ANNUAL BUDGET	CURRENT PERIOD	Y-T-D ACTUAL	% OF BUDGET	Y-T-D ENCUMB.	BUDGET BALANCE
REVENUE SUMMARY						
330-INTERGOVERNMENTAL REV	0.00	0.00	0.00	0.00	0.00	0.00
340-CHARGES FOR SERVICES	200,500.00	25,975.00	157,769.00	78.69	0.00	42,731.00
420-ASSESSMENTS	0.00	0.00	0.00	0.00	0.00	0.00
430-USE OF MONEY AND PROP	2,000.00	1,800.00	5,323.00	266.15	0.00	(3,323.00)
440-DONATIONS FROM PRIVAT	0.00	0.00	0.00	0.00	0.00	0.00
450-INTERFUND OPERATING T	94,000.00	0.00	63,197.30	67.23	0.00	30,802.70
460-PROCEEDS GEN FIXED AS	85,000.00	11,520.00	92,022.50	108.26	0.00	(7,022.50)
*** TOTAL REVENUES ***	381,500.00	39,295.00	318,311.80	83.44	0.00	63,188.20
EXPENDITURE SUMMARY						
761-CEMETERY OPERATING DE	553,187.00	7,662.95	304,410.57	61.62	36,464.40	212,312.03
*** TOTAL EXPENDITURES ***	553,187.00	7,662.95	304,410.57	61.62	36,464.40	212,312.03
*** TOTAL PROFIT / (LOSS) ***	(171,687.00)	31,632.05	13,901.23	13.14	(36,464.40)	(149,123.83)

FINANCIAL STATEMENT
AS OF: SEPTEMBER 30TH, 2024

382-FLEET SERVICES OPERATING
FINANCIAL SUMMARY

ACCT # ACCOUNT NAME	ANNUAL BUDGET	CURRENT PERIOD	Y-T-D ACTUAL	% OF BUDGET	Y-T-D ENCUMB.	BUDGET BALANCE
REVENUE SUMMARY						
340-CHARGES FOR SERVICES	1,296,698.00	0.00	1,296,699.00	100.00	0.00	(1.00)
420-ASSESSMENTS	6,662.00	0.00	35,879.90	538.58	0.00	(29,217.90)
430-USE OF MONEY AND PROP	0.00	0.00	0.00	0.00	0.00	0.00
450-INTERFUND OPERATING T	36,240.00	0.00	0.00	0.00	0.00	36,240.00
*** TOTAL REVENUES ***	1,339,600.00	0.00	1,332,578.90	99.48	0.00	7,021.10
EXPENDITURE SUMMARY						
517-F1EET SERVICES	987,782.00	63,049.62	917,754.16	92.91	0.00	70,027.84
*** TOTAL EXPENDITURES ***	987,782.00	63,049.62	917,754.16	92.91	0.00	70,027.84
*** TOTAL PROFIT / (LOSS) ***	351,818.00	(63,049.62)	414,824.74	117.91	0.00	(63,006.74)

FINANCIAL STATEMENT
AS OF: SEPTEMBER 30TH, 2024

384-FLEET REPLACEMENT FUND
FINANCIAL SUMMARY

ACCT # ACCOUNT NAME	ANNUAL BUDGET	CURRENT PERIOD	Y-T-D ACTUAL	% OF BUDGET	Y-T-D ENCUMB.	BUDGET BALANCE
REVENUE SUMMARY						
330-INTERGOVERNMENTAL REV	0.00	0.00	0.00	0.00	0.00	0.00
340-CHARGES FOR SERVICES	2,088,852.00	0.00	1,356,852.00	64.96	0.00	732,000.00
420-ASSESSMENTS	0.00	0.00	0.00	0.00	0.00	0.00
430-USE OF MONEY AND PROP	0.00	1,016.74	12,500.15	0.00	0.00	(12,500.15)
450-INTERFUND OPERATING T	0.00	0.00	0.00	0.00	0.00	0.00
460-PROCEEDS GEN FIXED AS	0.00	12,943.75	72,721.50	0.00	0.00	(72,721.50)
470-PROCEEDS GEN LONG TER	0.00	0.00	0.00	0.00	0.00	0.00
*** TOTAL REVENUES ***	2,088,852.00	13,960.49	1,442,073.65	69.04	0.00	646,778.35
EXPENDITURE SUMMARY						
518-EQUIPMENT REPLACEMENT	2,088,852.00	390,568.20	1,522,769.68	207.84	2,818,801.41	(2,252,719.09)
*** TOTAL EXPENDITURES ***	2,088,852.00	390,568.20	1,522,769.68	207.84	2,818,801.41	(2,252,719.09)
*** TOTAL PROFIT / (LOSS) ***	0.00	(376,607.71)	(80,696.03)	0.00	(2,818,801.41)	2,899,497.44

Attachment C

Council Report

Checks Posted in September 2024

DEPARTMENT	FUND	VENDOR NAME		DESCRIPTION	AMOUNT
NON-DEPARTMENTAL	GENERAL FUND	AFLAC		AFLAC SEPT 2024 INVOICE	1,158.83
		MISCELLANEOUS	MEAGAN SANDERS	MEAGAN SANDERS:DEPOSIT REF	300.00
			KENETRA MALONE	KENETRA MALONE:DEPOSIT REF	300.00
			SABRINA MARMOLEJO	SABRINA MARMOLEJO:DEPOSIT	200.00
			PRISCILLA LUCIO	PRISCILLA LUCIO:DEPOSIT RE	200.00
			LAVERA JOHNSON	LAVERA JOHNSON:DEPOSIT REF	200.00
			GUADALUPE CONCHI	GUADALUPE CONCHI:DEPOSIT R	100.00
		McCREARY, VESELKA, BRAGG & ALLEN PC		CC FEES AUGUST 2024	1,862.06
		NATIONWIDE RETIREMENT SOLUTIONS		457B DEF COMP PLAN	3,198.47
				457B DEF COMP PLAN ROTH	130.00
				457B DEF COMP PLAN	3,196.71
				457B DEF COMP PLAN ROTH	130.00
		TEXAS MUNICIPAL RETIREMENT SYSTEMS		AUGUST 2024 CONTRIBUTIONS	90,227.90
				AUGUST 2024 CONTRIBUTIONS	5,324.53
				SEPTEMBER 2024 CONTRIBUTIO	61,638.67
				SEPTEMBER 2024 CONTRIBUTIO	5,545.88
		UNITED WAY FOR GREATER AUSTIN		UNITED WAY CONTRIBUTIONS	5.00
				UNITED WAY CONTRIBUTIONS	5.00
		WEX HEALTH, INC. DBA: WEX		38705 FSA	837.09
				38705 FSA	837.09
		TAYLOR PROFESSIONAL FIREFIGHTER ASSOCI		ACCT #2091015 TAYLOR FF AS	1,112.00
		INTERNATIONAL CITY MANAGEMENT ASSOC RE		PLAN ID 307325-CONTRIBUTOR	1,329.69
				PLAN ID 307325-ROTH	635.00
				PLAN ID 307325-CONTRIBUTOR	1,329.69
				PLAN ID 307325-ROTH	635.00
		LIBERTY NATIONAL LIFE INSURANCE		GLOBE LIFE SEPT 2024	609.24
		SYMETRA LIFE INSURANCE COMPANY		SYMETRA VOL LIFE	1,171.34
		CONSERVE		J. FREDENBURG WG2529173	158.94
				J. FREDENBURG WG2529173	158.94
				TOTAL:	182,537.07
CITY COUNCIL	GENERAL FUND	AMAZON.COM SALES, INC DBA: AMAZON.COM		R. GARCIA/KEYBOARD	42.99
				TML SHIRT	40.75
		GRANITE MEDIA PARTNERS, INC. DBA: TAYL		ORDINANCE 2024-35	181.50
		VERIZON WIRELESS		CELLPHONES	216.75
				MIFI	51.90
		SHEPHERD'S HEART FOOD PANTRY & CO MINI		SHEPHERD'S HEART FY24	20,000.00
		HEJL & SCHROEDER, P.C.		LEGAL SERVICES	18,507.50
				LEGAL SERVICES	16,909.60
		MESSER, FORT, & MCDONALD, PLLC		SPECIAL COUNSEL	75.00
				TOTAL:	56,025.99
CITY MANAGEMENT	GENERAL FUND	AMAZON.COM SALES, INC DBA: AMAZON.COM		TEA	1.41
				KOREAN FLAG	21.99
		ODP BUSINESS SOLUTIONS, LLC		COPY PAPER	14.80
		SCOTT MORALES CATERING, LLC		DIANNA/STACEY RETIREMENT R	390.00
		TEXAS MUNICIPAL RETIREMENT SYSTEMS		AUGUST 2024 CONTRIBUTIONS	10,290.02
				SEPTEMBER 2024 CONTRIBUTIO	6,922.12
		VERIZON WIRELESS		CELL PHONES	208.40
		LOPEZ, ROCIO		DIANNA & STACEY RECEPTION	75.00
		COMMUNITY COFFEE COMPANY LLC		COFFEE & SUPPLIES	8.60
		SYMETRA LIFE INSURANCE COMPANY		SYMETRA LTD	129.29
				SYMETRA LIFE & AD&D	77.40
		XEROX FINANCIAL SERVICES		CITY HALL COPIER LEASE	95.75
				TOTAL:	18,234.78

DEPARTMENT	FUND	VENDOR NAME	DESCRIPTION	AMOUNT
PUBLIC INFORMATION	GENERAL FUND	AMAZON.COM SALES, INC DBA: AMAZON.COM	TEA	1.41
			HANGERS	24.99
			SPEAKERS	59.27
		ODP BUSINESS SOLUTIONS, LLC	COPY PAPER	14.81
		SCOTT MORALES CATERING, LLC	DIANNA/STACEY RETIREMENT R	390.00
		TEXAS MUNICIPAL RETIREMENT SYSTEMS	AUGUST 2024 CONTRIBUTIONS	3,048.28
			SEPTEMBER 2024 CONTRIBUTIO	1,674.04
		VERIZON WIRELESS	CELL PHONES	94.35
		OSBORNE, STACEY FORD	PIO SERVICES FY2023/2024	5,384.34
		COMMUNITY COFFEE COMPANY LLC	COFFEE & SUPPLIES	8.60
		MONSIDO, LLC	MO PLATFORM -LEGACY	4,900.00
		GRANICUS LLC	WEB STREAMING	695.00
		SYMETRA LIFE INSURANCE COMPANY	SYMETRA LTD	44.42
			SYMETRA LIFE & AD&D	26.70
		XEROX FINANCIAL SERVICES	CITY HALL COPIER LEASE	95.75
		GOVERNANCE SCIENCES GROUP, INC. DBA: F	FLASHVOTE ANNUAL	12,900.00
			TOTAL:	29,361.96
HUMAN RESOURCES	GENERAL FUND	AMAZON.COM SALES, INC DBA: AMAZON.COM	TEA	1.41
		TEXAS DEPARTMENT OF PUBLIC SAFETY	AUG 2024 BACKGROUND CHECKS	13.00
		GROS, LASHON	TEXAS PUBLIC SECTOR HR	248.58
			TEXAS PUBLIC SECTOR HR	40.00
		ODP BUSINESS SOLUTIONS, LLC	COPY PAPER	14.81
		TEXAS MUNICIPAL RETIREMENT SYSTEMS	AUGUST 2024 CONTRIBUTIONS	3,983.06
			SEPTEMBER 2024 CONTRIBUTIO	2,659.50
		VERIZON WIRELESS	CELL PHONES	134.57
		HOWARD BRUCE URE DBA: URE CONSULTING,	POLICE PROMOTIONAL EXAM	3,235.00
		BAYLOR SCOTT & WHITE HEALTH	PRE-EMP PHYSICAL/JACOB LOE	120.00
		BRANDY MILLER PHD PC DBA:	SHANNA MIKEL/PSYCH EXAM	300.00
		COMMUNITY COFFEE COMPANY LLC	COFFEE & SUPPLIES	8.60
		HUB INTERNATIONAL TEXAS, INC.	HUB CONSULTING FEE	3,150.00
		SYMETRA LIFE INSURANCE COMPANY	SYMETRA LTD	64.67
			SYMETRA LIFE & AD&D	38.85
			TOTAL:	14,012.05
CITY CLERK	GENERAL FUND	AMAZON.COM SALES, INC DBA: AMAZON.COM	TEA	1.40
		ODP BUSINESS SOLUTIONS, LLC	COPY PAPER	14.81
		SCOTT MORALES CATERING, LLC	DIANNA/STACEY RETIREMENT R	390.00
		TEXAS MUNICIPAL RETIREMENT SYSTEMS	AUGUST 2024 CONTRIBUTIONS	2,015.03
			SEPTEMBER 2024 CONTRIBUTIO	1,359.58
		VERIZON WIRELESS	CELL PHONES	54.13
		STERICYCLE, INC. DBA: SHRED-IT	SHREDDING SERVICES	230.22
		COMMUNITY COFFEE COMPANY LLC	COFFEE & SUPPLIES	8.60
		SYMETRA LIFE INSURANCE COMPANY	SYMETRA LTD	33.36
			SYMETRA LIFE & AD&D	20.10
		XEROX FINANCIAL SERVICES	CITY HALL COPIER LEASE	95.74
			TOTAL:	4,222.97
FINANCIAL SERVICES	GENERAL FUND	AMAZON.COM SALES, INC DBA: AMAZON.COM	TEA	1.41
		ODP BUSINESS SOLUTIONS, LLC	COPY PAPER	14.81
			STORAGE BOXES	107.99
		GRANITE MEDIA PARTNERS, INC. DBA: TAYL	TAX INCREASE PUBLIC HEARIN	356.50
		TEXAS MUNICIPAL RETIREMENT SYSTEMS	AUGUST 2024 CONTRIBUTIONS	7,976.53
			SEPTEMBER 2024 CONTRIBUTIO	5,330.54
		VERIZON WIRELESS	CELL PHONES	94.35
		WILLIAMSON CENTRAL APPRAISAL DISTRICT	QRTLY TAXING UNITS/FEES	22,674.50

DEPARTMENT	FUND	VENDOR NAME	DESCRIPTION	AMOUNT
		DAHILL DBA: XEROX BUSINESS SOLUTIONS S	XPHASER 4622	46.95
		DELL FINANCIAL SERVICES	LINDSAY/2 NEW MONITORS	300.62
		COMMUNITY COFFEE COMPANY LLC	COFFEE & SUPPLIES	8.60
		SYMETRA LIFE INSURANCE COMPANY	SYMETRA LTD	132.51
			SYMETRA LIFE & AD&D	79.50
		XEROX FINANCIAL SERVICES	CITY HALL COPIER LEASE	95.75
			TOTAL:	37,220.56
MUNICIPAL COURT	GENERAL FUND	AT&T	MUNICIPAL COURT	236.69
		BRINKS, INCORPORATED	BRINKS SEPTEMBER 2024	847.75
		TYLER TECHNOLOGIES, INC	COURT ONLINE	100.00
		SHI GOVERNMENT SOLUTIONS	DOCUSIGN RENEWAL	5,319.90
		TEXAS MUNICIPAL RETIREMENT SYSTEMS	AUGUST 2024 CONTRIBUTIONS	2,243.60
			SEPTEMBER 2024 CONTRIBUTIO	1,512.67
		ATMOS ENERGY	NATURAL GAS-109 W 5TH ST	80.11
		VERIZON WIRELESS	CELL PHONES	54.13
		DAHILL DBA: XEROX BUSINESS SOLUTIONS S	CONTRACT BASE	255.00
			CONTRACT OVERAGE	61.52
		CINTAS CORP DBA FIRST AID & SAFETY	109 W 5TH ST/MEDICAL SUPPL	47.81
		HEJL & SCHROEDER, P.C.	MUNICIPAL COURT LEGAL SRV	2,825.00
			MUNICIPAL COURT LEGAL SRV	2,400.00
		WILSON, LUCAS C. DBA: ATTORNEY AT LAW	LEGAL SERVICES MUNICIPAL	3,456.25
		SYMETRA LIFE INSURANCE COMPANY	SYMETRA LTD	36.68
			SYMETRA LIFE & AD&D	22.20
			TOTAL:	19,499.31
DEVELOPMENT SERVICES	GENERAL FUND	AMAZON.COM SALES, INC DBA: AMAZON.COM	TEA	1.41
			D. RODRIGUEZ SHIRTS	54.98
			MEMORY CARD	8.19
			SCOTT D UNIFORM	22.99
			PERMIT TECH WIRELESS KEYBO	33.96
			SCOTT D. SHIRTS	103.77
			KEYBOARD/WRISTPAD	18.49
			ORGANIZER, PENS, WIPES	69.09
			PHONE CASE FOR CELL	14.99
		LEONARD, JENNY REBECCA DBA: LIONHEART	PROJ#027-004 DOWNTOWN	706.25
		WATKINS, MICHAEL DEAN DBA:	PZ-2024-2067 Proj 2106-32	11,251.10
			ADDITIONAL SERVICES	37.40
			PZ2024-2067/PROJ#2106-32	4,515.40
			PZ-2024-2101 PROJ 2106-34	10,035.31
			PZ-2024-2217/PROJ#2106-40	8,000.00
			ADDITIONAL SERVICES	2,000.00
			On Call Urban Design Srvc	3,759.68
			PZ-2023-1970/PROJ2106-29	192.50
		ODP BUSINESS SOLUTIONS, LLC	COPY PAPER	14.81
		GRANITE MEDIA PARTNERS, INC. DBA: TAYL	COT VS PATRICIA HARVEY	406.00
			COT VS PATRICIA HARVEY	396.00
		TEXAS MUNICIPAL RETIREMENT SYSTEMS	AUGUST 2024 CONTRIBUTIONS	7,835.04
			SEPTEMBER 2024 CONTRIBUTIO	6,582.09
		VERIZON WIRELESS	CELL PHONES	404.67
		HUMPHREYS, JAMES BRENT DBA: MALLARD &	400 STURGIS/ABATEMENT	1,500.00
		DELL FINANCIAL SERVICES	SENIOR PLANNER/NEW MONITOR	714.98
			PERMIT TECH/LAPTOP, DOCK S	1,218.96
		COMMUNITY COFFEE COMPANY LLC	COFFEE & SUPPLIES	8.60
		SYMETRA LIFE INSURANCE COMPANY	SYMETRA LTD	122.41
			ADJ./PRESTON GUNN	1.44

DEPARTMENT	FUND	VENDOR NAME	DESCRIPTION	AMOUNT
			SYMETRA LIFE & AD&D	73.80
			ADJ. PRESTON GUNN	0.90
		XEROX FINANCIAL SERVICES	CITY HALL COPIER LEASE	95.75
			TOTAL:	60,200.96
MAIN STREET PROGRAM 00	GENERAL FUND	AMAZON.COM SALES, INC DBA: AMAZON.COM	TEA	1.40
			INDEX TABS	9.96
		ODP BUSINESS SOLUTIONS, LLC	COPY PAPER	14.81
		TEXAS MUNICIPAL RETIREMENT SYSTEMS	AUGUST 2024 CONTRIBUTIONS	2,077.53
			SEPTEMBER 2024 CONTRIBUTIO	1,385.02
		VERIZON WIRELESS	CELL PHONES	94.35
			IPAD	33.91
		COMMUNITY COFFEE COMPANY LLC	COFFEE & SUPPLIES	8.60
		SYMETRA LIFE INSURANCE COMPANY	SYMETRA LTD	33.97
			SYMETRA LIFE & AD&D	20.55
		XEROX FINANCIAL SERVICES	CITY HALL COPIER LEASE	95.75
			TOTAL:	3,775.85
CD-MOODY MUSEUM	GENERAL FUND	MISCELLANEOUS FORGOTTEN CRAFTS	FORGOTTEN CRAFTS:CHAIR REC	674.00
		ATMOS ENERGY	NATURAL GAS-114 W 9TH ST	77.40
		GUTIERREZ, EDUARDO	MOODY MUSEUM DOCENT8/27-9/	600.00
			MOODY MUSEUM DOCENT 9/12-9	555.00
			TOTAL:	1,906.40
PUBLIC LIBRARY	GENERAL FUND	AT&T	LIBRARY	401.27
		AMAZON.COM SALES, INC DBA: AMAZON.COM	LIBRARY OF THINGS	102.90
			PUZZLES, PLANNERS, BRUSHES	182.30
			PROGRAM SUPPLIES	201.70
			SAFE	106.39
			DOCUMENT SCANNER	259.00
		INGRAM BOOK COMPANY	BOOKS	47.05
			BOOKS	28.72
			BOOKS	251.33
			BOOKS	64.20
			BOOKS	10.61
			BOOKS	690.38
			BOOKS	791.58
			BOOKS	144.32
			BOOKS	84.37
		KOETTER FIRE PROTECTION OF AUSTIN, LLC	LIBRARY FIRE MONITORING	99.00
		ODP BUSINESS SOLUTIONS, LLC	PLANNERS, MARKERS, LABELS	456.51
			COPY PAPER	81.16
			BUBBLE MAILERS	12.06
		TEXAS MUNICIPAL RETIREMENT SYSTEMS	AUGUST 2024 CONTRIBUTIONS	6,332.81
			SEPTEMBER 2024 CONTRIBUTIO	4,273.72
		ATMOS ENERGY	NATURAL GAS-801 VANCE ST	78.30
		VERIZON WIRELESS	CELL PHONES	54.13
		CHARTER COMMUNICATIONS HOLDINGS, LLC D	LIBRARY INTERNET	328.02
		CINTAS CORP DBA FIRST AID & SAFETY	LIBRARY FIRST AID	27.88
		SYMETRA LIFE INSURANCE COMPANY	SYMETRA LTD	99.78
			SYMETRA LIFE & AD&D	60.30
			TOTAL:	15,269.79
FIRE DEPARTMENT	GENERAL FUND	AT&T	CITY HALL (CIVIL DEF)	48.43
			VICTORIA STATION	142.98
			FIRE DEPT	199.99

DEPARTMENT	FUND	VENDOR NAME	DESCRIPTION	AMOUNT
		AMAZON.COM SALES, INC DBA: AMAZON.COM	ADAPTOR FOR NEW SET UP	15.47
			PRESSURE WASHER	449.00
			SEALED ACID BATTERY	31.75
			ITEMS FOR SQUAD	1,151.39
		CASCO INDUSTRIES INC.	EYEGLASS INSERTS	599.00
			Kit, quick fill 3' hose &	9,736.42
		FED EX	COURIER-SETCOM CORP	25.68
		TEXAS COMMISSION ON FIRE PROTECTION	ANNUAL RENEWALS	1,620.00
		TEXAS MUNICIPAL RETIREMENT SYSTEMS	AUGUST 2024 CONTRIBUTIONS	40,579.81
			SEPTEMBER 2024 CONTRIBUTIO	27,248.87
		ATMOS ENERGY	NATURAL GAS-705 CARLOS PAR	94.57
			NATURAL GAS-200 WASHBURN S	108.12
		VERIZON WIRELESS	CELL PHONES	241.32
			DATA CARDS	247.36
		CDW LLC DBA: CDW GOVERNMENT	PANASONIC TOUGHBOOK	3,846.18
		MCCOY'S BUILDING SUPPLY	FLOW TEST EQUIPMENT	30.52
		IDVILLE DBA: BAUDVILLE	ID MAKER APEX SYS KIT	3,488.95
		MUNICIPAL EMERGENCY SERVICES, INC	SCBA FLOW TESTS	1,043.84
		AT&T U-VERSE	FD INTERNET - STA 2	127.69
		IMPACT PROMOTIONAL SERVICES, LLC DBA:	SHIPPING	14.46
		CHARTER COMMUNICATIONS HOLDINGS, LLC D	FD INTERNET	401.30
		SIDDONS MARTIN EMERGENCY GROUP LLC	REPAIR OF RAM RESCUE TOOL	333.00
		SIMS, TIMOTHY E DBA: S & S SOUND SOLUT	SOUND SYSTEM FOR 9/11	100.00
		WATERS, LORI T.	BAGPIPER FOR 9/11 PROGRAM	500.00
		SYMETRA LIFE INSURANCE COMPANY	SYMETRA LTD	589.49
			FIRE ADJUSTMENTS	0.77
			SYMETRA LIFE & AD&D	353.10
			FIRE ADJUSTMENTS	0.45
			TOTAL:	93,369.91
POLICE DEPARTMENT	GENERAL FUND	AT&T	POLICE DEPT POT LINE	56.77
			POLICE DEPT	239.84
			PD INTERNET	1,649.49
		AMAZON.COM SALES, INC DBA: AMAZON.COM	PD SUPPLIES-STAMPS/COFFEE	157.38
			ZIPLOC BAGS	56.12
		CENTRAL TEXAS COLLEGE	BPOC/CAMPBELL & SALKOFF	110.00
		TEXAS DEPARTMENT OF INFORMATION RESOUR	DISPATCH BACKUP AUGUST 202	413.28
		FED EX	OPEN RECORDS REQUEST SHIPM	9.75
		G T DISTRIBUTORS, INC	Salkoff Uniform/BPV	875.00
			Salkoff Uniform/BPV	210.00
			Salkoff Uniform/BPV	30.00
			Campbell Unifom/BPV	875.00
			Campbell Unifom/BPV	210.00
			Campbell Unifom/BPV	30.00
			HAMBY PANTS X2	167.98
			Campbell Unifom/BPV	87.49
			Salkoff Uniform/BPV	255.47
			Campbell Unifom/BPV	40.00
		SHI GOVERNMENT SOLUTIONS	MULTI-FACTOR LICENSES	1,872.00
		TEXAS MUNICIPAL RETIREMENT SYSTEMS	AUGUST 2024 CONTRIBUTIONS	51,762.70
			SEPTEMBER 2024 CONTRIBUTIO	35,300.23
		TRANSUNION RISK AND ALTERNATIVE DATA S	TLO SEARCHES-AUGUST 2024	118.80
		VERIZON WIRELESS	PD	643.52
			CELL PHONES - VOCA COORDIN	40.22
			CELL PHONES - VOCA VOLUNTE	40.22
			MIFI-VOCA COORDINATOR	37.99

DEPARTMENT	FUND	VENDOR NAME	DESCRIPTION	AMOUNT
			DATA CARDS	645.83
		CHARTER COMMUNICATIONS HOLDINGS, LLC D	SPECTRUM INTERNET/SEPT 202	343.47
		DR. TANIA GLENN & ASSOCIATES, PA	PD MENTAL HEALTH SRVS	70.00
		AVAYA FINANCIAL SERVICES	POLICE SOFTWARE	355.49
		KONICA MINOLTA PREMIER FINANCE	C450i COPIER LEASE 9/19-10	170.00
		FLOCK GROUP, INC DBA: FLOCK SAFETY	8 FLOCK CAMERAS/ADVANCED	24,400.00
		SYMETRA LIFE INSURANCE COMPANY	SYMETRA LTD	749.36
			POLICE ADJUSTMENTS	0.64
			SYMETRA LIFE & AD&D	439.50
			POLICE ADJUSTMENTS	0.30
		COMMERCIAL ELECTRONICS CORP.	HIGHERGROUND SYS UPGRADE	12,225.00
			TOTAL:	134,688.84
ANIMAL CONTROL	GENERAL FUND	AT&T	ANIMAL CONTROL	215.66
		AMAZON.COM SALES, INC DBA: AMAZON.COM	KENNEL CARD RINGS	13.98
			BLACK GARBAGE BAGS	47.98
			NEEDLES FOR SHOTS	95.94
			22G NEEDLES FOR SHOTS	16.98
			RETURN PAGER SYSTEM	82.00-
			TRIFOLD PAPER TOWELS	38.55
		EVINS GROUP LLC DBA: OPENWORK	TEMP KENNEL TECH W.E 8/31/	1,867.24
			TEMP KENNEL TECHS W.E. 9/7	1,975.63
			TEMP KENNEL TECH W.E. 9.14	2,066.98
			TEMP KENNEL TECH W.E. 9.21	1,975.63
		TEXAS MUNICIPAL RETIREMENT SYSTEMS	AUGUST 2024 CONTRIBUTIONS	3,031.17
			SEPTEMBER 2024 CONTRIBUTIO	2,164.79
		VERIZON WIRELESS	CELL PHONES	134.57
		KONICA MINOLTA PREMIER FINANCE	ACO COPIER LEASE 9/19-10/1	170.00
		SYMETRA LIFE INSURANCE COMPANY	SYMETRA LTD	45.66
			ADD BRANDON WHITE	10.96
			TERM TRAVE ESSARY	10.53-
			SYMETRA LIFE & AD&D	27.60
			ADD BRANDON WHITE	6.60
		GRAEF, ARLON WAYNE	ACO VET SERVICES	1,265.00
			ACO VET SERVICES	1,785.00
			ACO VET SERVICES	1,515.00
			TOTAL:	18,378.39
STREETS & GROUND MAINT	GENERAL FUND	ALL TRAFFIC SOLUTIONS, INC.	SET OF KEYS-YOUR SPEED SIG	38.46
		AT&T	PUBLIC WORKS	304.65
		ADT SECURITY SERVICES INC	1424 N. MAIN ST SEC/6/27-9	216.29-
		AMAZON.COM SALES, INC DBA: AMAZON.COM	DISPOSABLE FACE MASKS-(500	43.50
		CENTERLINE SUPPLY, INC	(2) ONE WAY DO NOT ENTER S	63.00
		HEART OF TEXAS LANDSCAPE & IRRIGATION	BLANKET PO IRRIGATION FY	157.00
			BID # 2023-6 CITY-WIDE	29,519.21
			BID#2024-3 LANDSCAPE OPER	6,885.67
			DONNA CHAN POND MOW	1,029.17
			ANIMAL SHELTER MOWING	325.00
		WASTE CONNECTIONS LONE STAR, INC.	(2) 20 YD RO-BBQ CO-CR NXT	803.34
			(2) 20 YD RO;(4) 40 YD RO	2,001.60
			(2) 20 YD RO, (5) 40 YD RO	2,386.51
		KRUSE, KELLY D DBA KRUSE ELECTRIC SER	WELCOME SIGN-HWY 79 WEST	875.00
		THE LEVY COMPANY, INC.	PED CROSSING 2ND/TALBOT	8,500.00
		MOSS & MOSS INC. #4000	CABLE TIES	9.89
			SCREWS-WELCOME SIGN HWY 79	11.69
			SCREWS-WELCOME SIGN HWY 79	2.25

DEPARTMENT	FUND	VENDOR NAME	DESCRIPTION	AMOUNT
		TEXAS MUNICIPAL RETIREMENT SYSTEMS	AUGUST 2024 CONTRIBUTIONS	16,128.90
			SEPTEMBER 2024 CONTRIBUTIO	10,948.10
		ATMOS ENERGY	1424 N MAIN ST-NATURAL GAS	86.42
		VERIZON WIRELESS	CELL PHONES	295.45
			GATEWAY SIGN	38.01
		MCCOY'S BUILDING SUPPLY	MOODY MUSEUM-CONCRETE SLAB	29.58
			CONCRETE-MOODY MUSEUM PAD	49.30
		VERMEER TEXAS-LOUISIANA	2 Week Rental Fecon	7,417.00
		ASSOCIATED SUPPLY COMPANY, INC	750 Dozer Rental	5,845.80
		CHARTER COMMUNICATIONS HOLDINGS, LLC D	PW INTERNET	231.20
		T7 ENTERPRISES, LLC DBA RELIABLE TIRE	ST,GR/TIRE DISPOSAL	133.00
		AVAYA FINANCIAL SERVICES	STS CAMERA	167.58
		COMMUNITY COFFEE COMPANY LLC	COFFEE SERVICES-1424 N MAI	167.05
		UNIFIRST HOLDINGS INC	ST/GR-UNIFORM RENTAL	334.66
			ST/GR-UNIFORM RENTAL	334.66
			ST,GR/UNIFORM RENTAL	334.66
			ST,GR-UNIFORM RENTAL	334.66
		SYMETRA LIFE INSURANCE COMPANY	SYMETRA LTD	236.90
			SYMETRA LIFE & AD&D	134.70
		ROADSAFE TRAFFIC SYSTEMS, INC.	PAULA LN,DRAKE LN,WINDYRID	95.00
			TOTAL:	96,082.28
PARKS & RECREATION	GENERAL FUND	AT&T	PARKS & REC	54.62
		ADT SECURITY SERVICES INC	DORIS POOL SEC/9/17/24-1/1	309.63
		AMAZON.COM SALES, INC DBA: AMAZON.COM	CLEANER	34.63
			EYE WASH	23.56
			SIGNS	81.74
			PROGRAM GAMES	89.01
			CABLE MEMORIALFIELD SCOREB	5.74
			CREDIT FISHING ROD	9.98-
			WELLNESS STUDY/COOLER	82.51
			DESK LOCKS	19.95
			RANGER PRO	189.95
			CHAINS	130.19
			DUCK PRIZES	34.96
			BUCKET MOP & DUST PAN	99.18
			RESTROOM SIGNS	18.99
			OFFICE SUPPLIES FRKS SPNS	71.06
			KID FISH SUPPLIES/ROD COMB	119.77
		VARSITY BRANDS, INC. DBA: BSN SPORTS,	SOCCER BALLS, CONES, & BUC	430.41
		COURTEX CONSTRUCTION INC.	CO # 1-5 Pickle Ball Crts	12,595.00
		HEART OF TEXAS LANDSCAPE & IRRIGATION	TRPSC/IRRIGATION REPAIR	373.00
			TRPSC/ITRRIGATION REPAIRS	982.00
			TRPSC/IRRIGATION REPAIRS	1,284.00
		MISCELLANEOUS SHARON BOON	SHARON BOON:FITNESS CLASSE	58.50
		GERALD JONES	GERALD JONES:ADULT VOLLEYB	500.00
		APRIL GREEN	APRIL GREEN:FITNESS CLASSE	990.00
		APRIL GREEN	APRIL GREEN:FITNESS CLASSE	870.00
		GERALD JONES	GERALD JONES:ADULT VOLLEYB	400.00
		SHARON BOON	SHARON BOON:FITNESS CLASSE	161.25
		FERGUSON FACILITIES SUPPLY #61	CLEANING SUPPLIES FOR PARK	335.60
			(3) 33X39 CAN LINERS	59.28
			TRP JANITORIAL/URINAL SCRE	100.95
		WILLIAMS SCOTSMAN, INC. DBA: MOBILE MI	MOBILE MINI 9/15-10/14/202	102.00
		MOSS & MOSS INC. #5000	QUICKLINKS	24.80
			BROOMS & DUST PANS	44.96

DEPARTMENT	FUND	VENDOR NAME	DESCRIPTION	AMOUNT
			WIRE BRUSH & CABLE	21.57
			BATHROOM SIGNS	23.45
			MISC HARDWARE	1.12
			TOOL BAG	22.49
			YELLOW TAPE	5.66
		MOSS & MOSS INC. #6000	PVC PIPE & ADAPTER	9.03
			TAILPIECE	4.49
			HOSES, PTRAPS, CLEANOUT PL	73.72
			TAILPIECE & ADAPTER	16.17
		L AND O SERVICES, LLC DBA: PAUL'S POOL	LIQUID CHLORINE	143.84
			LIQUID CHLORINE	143.84
			LIQUID CHLORINE	143.84
			CHLORINE & CLEANING GRANUL	465.87
		THE PLAYWELL GROUP INC	CUSTOM SHADE MURPHY PLAYGR	2,447.20
		PLAYWORKS, INC.	INSTALL MURPHY PLAYGROUND	2,743.03
		PROGRESSIVE COMMERCIAL AQUATIC, INC.	ROB SPLASH PAD TROUBLESHOO	335.00
			PLASTER & DECK REPAIR @	9,950.00
			NEW FILTER TRAINING	440.00
			REPL SOLENOID ROB SPLASH P	365.00
			CHANGE OUT FILTER MURPHY P	265.00
		EWALD KUBOTA INC	Land Pride Stump Grinder,	7,541.00
		TAYLOR OFFICE PRODUCTS INC	KID FISH TROPHIES	90.00
		TEXAS MUNICIPAL RETIREMENT SYSTEMS	AUGUST 2024 CONTRIBUTIONS	9,821.10
			SEPTEMBER 2024 CONTRIBUTIO	6,511.67
		TIME WARNER CABLE DBA SPECTRUM	DICKEY GIVENS INTERNET	100.52
			FIELD HOUSE INTERNET	120.61
		ATMOS ENERGY	NATURAL GAS-1418 DAVIS ST	88.63
			NATURAL GAS-1418 DAVIS ST	83.79
		VERIZON WIRELESS	CELL PHONES	215.01
			IPAD	33.91
		ACM SERVICES LLC	MURPHY PAV ELECT REPAIRS	2,940.00
			MALLARD FLD TRANSFORMER RE	150.00
			MURPHY POOL ELECT REPAIRS	696.00
			MEMORIAL FLD CONC ICE MACH	505.00
		WAYNE GING PLUMBING, LLC	TRPSC/HOT WATER HEATERS	2,400.00
			HOOK UP ICE MACH CONC MEMF	475.00
		MUSCO CORPORATION DBA: MUSCO SPORTS LI	Replace Rotary Lights @	6,070.00
		MCCOY'S BUILDING SUPPLY	VALVE BOX & LIDS	46.27
			FLAG STAKES & ROPE	32.31
		DAHILL DBA: XEROX BUSINESS SOLUTIONS S	TRPSC/XEROX SERVICE	38.46
		JACKSON, DON DBA: JACKSON FENCING & WE	SKATE PARK WELD PIPE	150.00
			HERITAGE PARK STONE REPAIR	2,450.00
			MEM FIELD/REP GATE & BLEAC	700.00
		AVAYA FINANCIAL SERVICES	TRPSC PHONE SYSTEM	121.60
			P&R CAMERA	167.58
		ALTERMAN INC.	TRP IRRIGATION PUMP REPAIR	1,015.60
		EZROW CLEANING LLC	DICKEY GIVENS JANITORIAL C	217.00
		NORTHWEST CASCADE INC DBA HONEY BUCKET	MEMORAL FIELD PORTA POTTY	145.00
		SYMETRA LIFE INSURANCE COMPANY	SYMETRA LTD	139.80
			SYMETRA LIFE & AD&D	84.15
		PERIDOT FINANCIAL PARTNERS, LLC	DFW Tour, Transportation	4,000.00
		APPLE NINE HOSPITALITY TEXAS SERVICES	LODGING FOR OCT 23 DFW TOU	2,712.53
		ZD SAND LLC	SAND FOR TRP FIELDS	2,738.90
		AMERICAN VENT HOOD PROS LLC	DG VENT HOOD CLEANING	825.00
			TOTAL:	91,714.02

DEPARTMENT	FUND	VENDOR NAME	DESCRIPTION	AMOUNT
INTERNAL SERVICES/BLDG	GENERAL FUND	AT&T	CITY HALL FAX	658.35
		ADT SECURITY SERVICES INC	CH SVC 9/9/24 - 12/31/24	101.86
		AMAZON.COM SALES, INC DBA: AMAZON.COM	TEA	1.40
			CH RECP DESK	239.98
			IT PROJECTOR	359.00
			SAND REFILL RETURN	35.95-
			SCREEN PROTECTOR	9.92
			PHONE CASE	16.50
			FELICIA/PRINTER INK	26.99
		CERVENKA JR., CHARLIE ALBERT DBA: CERV	BULLET RESISTANT GLASS	2,400.00
		GULF COAST PAPER CO. INC.	CITY HALL/TOILET PAPER	72.20
		KRUSE, KELLY D DBA KRUSE ELECTRIC SER	CH REPLACE EXIT LIGHT	89.95
			INSTALL MORE PLUGS BLDG MA	76.90
			BULBS P&R	71.10
		FERGUSON FACILITIES SUPPLY #61	KITCHEN TOWELS	37.99
			TISSUE & TOILET PAPER	245.34
			CITY HALL/SILVER TRASH BAG	95.56
		MOSS & MOSS INC. #6000	NEW BLDG TECH/MISC SUPPLIE	37.26
			CH FAUCET	35.99
			FD MISC HARDWARE	10.04
			LIBRARY RR FLUSH VALVE KIT	4.49
			FIRE ADMIN FLAG POLE	9.09
			FIRE ADMIN FLAG POLE CLIPS	10.42
			LIBRARY DRAIN OPENER	8.99
			CH MISC HARDWARE	21.64
			BLDG MAINT STOCK FILTERS	6.28
			CITY HALL KEYS	5.00
			CH MISC HARDWARE	11.49
		TEXAS MUNICIPAL RETIREMENT SYSTEMS	AUGUST 2024 CONTRIBUTIONS	3,921.06
			SEPTEMBER 2024 CONTRIBUTIO	2,976.61
		ATMOS ENERGY	NATURAL GAS-400 PORTER ST	81.91
		VERIZON WIRELESS	CELL PHONES	226.39
		VIC'S HEAT & AIR	CH AUDITORIUM A/C REPAIR	1,812.50
			FS A/C REPAIR LOOSE DUCT	395.00
		WAYNE GING PLUMBING, LLC	CITY HALL/REPLACE VALVE	425.00
			PD REPAIR WATER LEAK IN YA	449.00
		SPARKLETTS & SIERRA SPRINGS	BLDG MAINT COOLER RENTAL	11.99
		ALL STARR TERMITE & PEST CONTROL	FY23/24 PEST CONTROL	2,198.00
		DELL FINANCIAL SERVICES	(2) INTERNAL SVC DIR MONIT	300.62
			FELICIA (2) MONITORS	227.48
		CINTAS CORP DBA FIRST AID & SAFETY	CH FIRST AID	58.03
		SHARCO TECHNOLOGIES, INC.	CH 5 ADD'T EXT	500.00
			ACO/CH VOICEMAIL/EXT	700.00
		AVAYA FINANCIAL SERVICES	CH CAMERA	167.59
		EZROW CLEANING LLC	CITY HALL WINDOW CLEANING	71.25
			QTR LIBRARY WINDOW CLEANIN	532.00
		COMMUNITY COFFEE COMPANY LLC	COFFEE & SUPPLIES	8.60
		UNIFIRST HOLDINGS INC	CITY HALL MATS	22.43
			CITY HALL MATS	22.43
			CITY HALL MATS	22.43
			MATS-UTILITY MAINTENANCE	3.84
			1424 N MAIN- MATS	13.31
			LIBRARY MATS	20.99
			MATS-UTILITY MAINTENANCE	3.84
			1424 N MAIN MATS	13.31
			LIBRARY MATS	20.99

DEPARTMENT	FUND	VENDOR NAME		DESCRIPTION	AMOUNT
				UTILITY MAINTENANCE-MATS	3.84
				1424 N MAIN. MATS	13.31
				LIBRARY MATS	20.99
				UTILITY MAINT-MATS	3.84
				1424 N MAIN MATS	13.31
		AMBASSADOR SERVICES, LLC.		CH/PD/LIBRARY JANITORIAL	3,122.86
		SYMETRA LIFE INSURANCE COMPANY		TERM TRAVE ESSARY	44.58-
				SYMETRA LTD	53.53
				SYMETRA LIFE & AD&D	32.25
				TERM TRAVE ESSARY	6.30-
		TEXAN ELECTRIC CO., INC		ELECTRICAL IMPROVEMENTS	22,230.00
		BOYER ELEVATOR SERVICES LLC DBA: BOYER		MOODY ELEVATOR REPAIR	2,550.00
		SI MECHANICAL, LLC		CH HVAC SERVICE CALL	607.50
				TOTAL:	48,434.93
INTERNAL SVC/ I T DEPT	GENERAL FUND	AT&T		CH INTERNET	1,649.50
		AMAZON.COM SALES, INC DBA: AMAZON.COM		USB DONGLE	24.99
		SHI GOVERNMENT SOLUTIONS		MULTI-FACTOR LICENSES	4,368.00
		SLAPPEY COMMUNICATIONS, LLC DBA: IT VO		ANTIVIRUS SOFTWARE	624.00
				OUTSOURCE IT SERVICES/	14,527.08
				M.S LIC STANDARD CITY CLER	65.52
		CHARTER COMMUNICATIONS HOLDINGS, LLC D		CABLE	89.43
		FORD AUDIO-VIDEO SYSTEMS, LLC.		CH CHAMBERS MIC ISSUE	228.00
		AVAYA FINANCIAL SERVICES		ANNUAL LEASE/CITY PHONES	2,344.50
				TOTAL:	23,921.02
NON-DEPARTMENTAL	GENERAL FUND	MARX, RONALD W.		COMPLETE PA SERVICES,	750.00
		SAMSUNG AUSTIN SEMICONDUCTOR, LLC		USE TAX GRANT PAYMENT #3	1,314,276.03
		HAYS, DREW		MUSIC ON MAIN/GIDDY UP GO	500.00
		BERGARA, STEPHANIE		MUSIC ON MAIN SEPTEMBER AR	1,500.00
		DISPLAY SALES CO		Custom Pole Bsnners,	4,445.85
				Custom Pole Bsnners,	2,958.00
		SARGENT, ALEJANDRO		MUSIC ON MAIN/EERIE FAMILY	300.00
		BROWN, RAYMOND		MUSIC ON MAIN/LE GARGOYLE	450.00
				TOTAL:	1,325,179.88
TIF EXPENDITURES	TIF (TAX INCREMENT	LEONARD, JENNY REBECCA DBA: LIONHEART		DOWNTOWN MASTER PLAN	16,450.00
				TOTAL:	16,450.00
CONTRIBUTE CIVIC PROGR	MAIN STREET REVENU	AMAZON.COM SALES, INC DBA: AMAZON.COM		FARMER'S MARKET/SPEAKER	485.76
		TEXAS TRAFFIC AND BARRICADE, LLC		MESSAGE BOARD RENTAL	1,950.00
				TOTAL:	2,435.76
LIBRARY	LIBRARY GRANT/DONA	AMAZON.COM SALES, INC DBA: AMAZON.COM		PROGRAM PUZZLES	96.79
				HYGIENE KITS	308.77
				LIBRARY OF THINGS/TOOL, PU	94.73
		MISCELLANEOUS	GREEN MAN THERAPEUTIC	GREEN MAN THERAPEUTIC MASS	60.00
			GREEN MAN THERAPEUTIC	GREEN MAN THERAPEUTIC MASS	60.00
			GINA PAJA	GINA PAJA:GRIEF SUPPORT SN	46.95
				TOTAL:	667.24
CAPITAL PROJECTS	GENERAL CAPITAL IM	THE C.T. BRANNON CORPORATION		TOTAL DESIGN/ENGINEERING	5,800.00
				TOTAL:	5,800.00
DONNA CHA/MUST CR DRAI	MDUS IMPROVEMENT P	LANGFORD COMMUNITY MANAGEMENT SERVICES		MIT-GLO GRANT DONNA	40,564.64
				TOTAL:	40,564.64

DEPARTMENT	FUND	VENDOR NAME		DESCRIPTION	AMOUNT
DRAINAGE IMPROVEMENTS	MDUS IMPROVEMENT P	GRANITE MEDIA PARTNERS, INC. DBA: TAYL		MUSTANG CREEK DRAINAGE IMP	99.00
				TOTAL:	99.00
NON-DEPARTMENTAL	TRANSPORTATION FUN	TEXAS MUNICIPAL RETIREMENT SYSTEMS		AUGUST 2024 CONTRIBUTIONS	981.50
				SEPTEMBER 2024 CONTRIBUTIO	784.91
				TOTAL:	1,766.41
TRANSPORTATION	TRANSPORTATION FUN	BRAUNTEX MATERIALS, INC.		3,723 /TONS HMCL TYPE D	23,251.84
				3,723 /TONS HMCL TYPE D	23,120.24
		TEXAS MUNICIPAL RETIREMENT SYSTEMS		AUGUST 2024 CONTRIBUTIONS	1,860.64
				SEPTEMBER 2024 CONTRIBUTIO	1,487.98
		SYMETRA LIFE INSURANCE COMPANY		SYMETRA LTD	21.18
				SYMETRA LIFE & AD&D	12.75
				TOTAL:	49,754.63
NON-DEPARTMENTAL	MUNICIPAL DRAINAGE	TEXAS MUNICIPAL RETIREMENT SYSTEMS		AUGUST 2024 CONTRIBUTIONS	833.88
				SEPTEMBER 2024 CONTRIBUTIO	547.50
				TOTAL:	1,381.38
MUNICIPAL DRAINAGE	MUNICIPAL DRAINAGE	HUNTER CONCRETE PUMPING, INC.		CONCRETE-814 E 2ND ST DRAI	1,178.00
		MOSS & MOSS INC. #4000		RAKES FOR DRAINAGE DITCHES	43.18
		TEXAS MUNICIPAL RETIREMENT SYSTEMS		AUGUST 2024 CONTRIBUTIONS	1,580.82
				SEPTEMBER 2024 CONTRIBUTIO	1,037.90
		MCCOY'S BUILDING SUPPLY		REBAR,2X4,BATTERY-814 E 2N	222.44
		SYMETRA LIFE INSURANCE COMPANY		SYMETRA LTD	35.92
				SYMETRA LIFE & AD&D	18.15
		REYES, PETE		REPAIR MAILBOX HIT BY BACK	1,000.00
				TOTAL:	5,116.41
NON-DEPARTMENTAL	SANITATION FUND	TEXAS COMPTROLLER OF PUBLIC ACCOUNTS		SALES&USE TAX ENDING 8/31/	9,248.47
				TOTAL:	9,248.47
SANITATION/TRASH	SANITATION FUND	WASTE CONNECTIONS LONE STAR, INC.		6052 RESIDENTIAL	71,824.34
				6051 RESIDENTIAL RECYCLE	33,583.05
				296 FRONT LOAD	53,340.38
				295 COMMERCIAL TOTERS	7,453.49
				TOTAL:	166,201.26
NON-DEPARTMENTAL	PUBLIC UTILITIES F	AFLAC		AFLAC SEPT 2024 INVOICE	211.00
		MISCELLANEOUS	MEAD, MARY CARMEN	02-3671-01	81.61
			AKO, ANITA	02-3840-02	5.27
			PARALKAR, SHILPA	02-3950-06	1.36
			CHILDERS, JOHNNY	10-0395-37	39.10
			BETAK, LEE	14-1840-05	38.80
			ROBINSON CO. REALTOR	16-1914-17	38.95
			SANDERS, MICHELLE	25-2351-09	24.53
			SMITH, REBECCA	28-1031-03	4.59
			OPENDOORLABS	29-1322-08	9.20
			JOHNSON, KATHLEEN	29-1995-01	27.19
			DYNAMIC SITE SOLUTIO	33-0360-05	686.70
			I & A DEVELOPMENTCON	33-0430-06	538.19
			MOTURI, SRIKANTH	36-0184-02	43.48
		NATIONWIDE RETIREMENT SOLUTIONS		457B DEF COMP PLAN	70.00
				457B DEF COMP PLAN	70.00
		TEXAS MUNICIPAL RETIREMENT SYSTEMS		AUGUST 2024 CONTRIBUTIONS	14,495.60
				SEPTEMBER 2024 CONTRIBUTIO	9,316.60

DEPARTMENT	FUND	VENDOR NAME	DESCRIPTION	AMOUNT
		WEX HEALTH, INC. DBA: WEX	38705 FSA	47.73
			38705 FSA	47.73
		INTERNATIONAL CITY MANAGEMENT ASSOC RE	PLAN ID 307325-CONTRIBUTOR	75.00
			PLAN ID 307325-ROTH	173.79
			PLAN ID 307325-CONTRIBUTOR	75.00
			PLAN ID 307325-ROTH	242.00
		SYMETRA LIFE INSURANCE COMPANY	SYMETRA VOL LIFE	130.64
			TOTAL:	26,494.06
UTILITIES ADMINISTRATI	PUBLIC UTILITIES F	AMAZON.COM SALES, INC DBA: AMAZON.COM	TEA	1.40
			PLANNERS, BANK BAGS, CALEN	67.49
			POLO SHIRTS	114.95
			CALENDAR, RULER, MOISTENER	94.82
		BRINKS, INCORPORATED	BRINKS SEPTEMBER 2024	1,533.14
		TYLER TECHNOLOGIES, INC	WEB MAINTENANCE	50.00
			UTILITY BILLING ONLINE	220.00
		ODP BUSINESS SOLUTIONS, LLC	COPY PAPER	14.81
		TEXAS MUNICIPAL RETIREMENT SYSTEMS	AUGUST 2024 CONTRIBUTIONS	4,913.77
			SEPTEMBER 2024 CONTRIBUTIO	3,268.70
		VERIZON WIRELESS	CELL PHONES	134.57
			IPAD	33.91
		COMMUNITY COFFEE COMPANY LLC	COFFEE & SUPPLIES	8.60
		SYMETRA LIFE INSURANCE COMPANY	SYMETRA LTD	78.22
			ADJ./ LEANNA OWENS	0.80
			SYMETRA LIFE & AD&D	47.25
			ADJ. LEANNA OWENS	0.45
			TOTAL:	10,582.88
WASTEWATER TREATMENT	PUBLIC UTILITIES F	AUSTIN ARMATURE WORKS, LP	Fairbanks Dry Pit	49,710.38
		AT&T	WASTE WATER	95.56
		BETA TECHNOLOGY, INC	GREASE AWAY & STRIKE OUT	460.16
		HEART OF TEXAS LANDSCAPE & IRRIGATION	WATER DEPARTMENT MOWING	152.00
		WASTE CONNECTIONS LONE STAR, INC.	(3) 20 YD SLUDGE	1,455.15
			(3) 20 YD SLUDGE	1,455.15
		TRAC-N-TROL,INC.	RICES CROSSING LIFT STATI	49,212.50
		MOSS & MOSS INC. #3000	PIPE, COUPLING, ADAPTER	35.25
			SHOVELS	65.68
			LOPPER & BAR	88.18
			ADAPTER, TUBING	23.15
		RISE SKYBEAM/JAB BROADBAND INC.	WWTP INTERNET	134.78
		TEXAS MUNICIPAL RETIREMENT SYSTEMS	AUGUST 2024 CONTRIBUTIONS	6,140.42
			SEPTEMBER 2024 CONTRIBUTIO	3,812.19
		VERIZON WIRELESS	CELL PHONES	134.57
		HD SUPPLY, INC. DBA: USABLUEBOOK	AMMONIA TESTS, BROTH AMPUL	2,006.90
		CSA CONSTRUCTION, INC.	CPR # 22 EFFLUENT PIPE-	14,850.00
		TROJAN TECHNOLOGIES GROUP ULC	UV Lamps for WWTP	39,222.00
		SYMETRA LIFE INSURANCE COMPANY	SYMETRA LTD	90.15
			ADJ/ DYLAN MARTINEZ	2.98
			SYMETRA LIFE & AD&D	54.45
			ADJ DYLAN MARTINEZ	1.80
			TOTAL:	169,203.40
DISTRIBUTION/COLLECTIO	PUBLIC UTILITIES F	AT&T	PUMP STATION	253.78
		AMAZON.COM SALES, INC DBA: AMAZON.COM	PENS & PAPER	185.73
		CITY OF ROUND ROCK	BAC-T'S AUGUST 2024	550.00
		COPELAND QUARRY INC	SANDY LOAM	633.65

DEPARTMENT	FUND	VENDOR NAME	DESCRIPTION	AMOUNT
		PVS DX INC. DBA: DPC INDUSTRIES, INC.	CHLORINE/LAS-BLANKET PO	1,523.16
			CHLORINE/LAS-BLANKET PO	1,227.98
		CORE & MAIN LP	(2) 6" METERS (2) 1 1/2"	13,080.47
			WATER METERS BALANCE LEFT	90.00
		HUNTER CONCRETE PUMPING, INC.	BLANKET PO - CONCRETE	1,926.00
		HEART OF TEXAS LANDSCAPE & IRRIGATION	WATER DEPARTMENT MOWING	1,387.00
		MOSS & MOSS INC. #3000	HOSE	9.89
			COUPLING	18.87
			ADAPTER	21.58
			COUPLING & PIPE	8.34
			MISC HARDWARE	1.70
			PIPE, COUPLING, ADAPTER	8.28
		POPE MATERIALS INC	FREIGHT 3/8" CRUSHED STONE	1,022.32
			FREIGHT FOR SUPER BASE	1,065.61
		TEXAS CRUSHED STONE CO.	3/8" CRUSHED STONE	1,510.41
			SUPER FLEX BASE	852.88
		TEXAS MUNICIPAL RETIREMENT SYSTEMS	AUGUST 2024 CONTRIBUTIONS	16,425.26
			SEPTEMBER 2024 CONTRIBUTIO	10,580.69
		TECHLINE PIPE, L.P	MISC HARDWARE/CLAMPS	2,520.72
			VALVE BOX TOP	173.84
		UNITED RENTALS (NORTH AMERICA), INC.	SAW RENTAL	240.00
		VERIZON WIRELESS	CELL PHONES	335.67
			IPAD	53.91
		CINTAS CORP DBA FIRST AID & SAFETY	1201 N MAIN ST/MEDICAL KIT	149.22
		UNIFIRST HOLDINGS INC	UTILITY MAINT-UNIFORM RENT	336.98
			UTILITITY MAINT-UNIFORM RE	324.98
			UTILITY MAINTENANCE-UNIFOR	408.87
			UTILITY MAINT-UNIFORM RENT	397.82
		HAYDAY, INC. DBA: CTWP	UTILITY MAINT COPIER RENTA	269.79
		SYMETRA LIFE INSURANCE COMPANY	SYMETRA LTD	214.61
			ADD TAYLOR ROBERTS	9.83
			ADJ/ SAM ROTTHOFF	0.75
			ADD ERIC WALKER	9.83
			SYMETRA LIFE & AD&D	129.60
			DEPT ADJUSTMENTS	12.45
		REYES, PETE	WATER CUT-109 E 11TH ST.	2,900.00
			WATER CUT-201 PORTER-SHEP	2,600.00
			WATER CUT-201 PORTER-CNBT	2,900.00
			WATER CUT-221 W 4TH ST	2,800.00
			WATER CUT-400 MAIN ST	800.00
			WATER CUT-311 E 7TH ST	380.00
		IG TRUE GRIT PARENT HOLDINGS, INC.	TEMPORARY STAFF	3,000.00
			TOTAL:	73,352.47
UTILITIES NONDEPARTMEN	PUBLIC UTILITIES F	BRAZOS RIVER AUTHORITY	EWC WTP/O&M 22078	316,295.31
			TOTAL:	316,295.31
NON-DEPARTMENTAL	AIRPORT FUND	TEXAS MUNICIPAL RETIREMENT SYSTEMS	AUGUST 2024 CONTRIBUTIONS	945.68
			SEPTEMBER 2024 CONTRIBUTIO	718.77
		SYMETRA LIFE INSURANCE COMPANY	SYMETRA VOL LIFE	9.65
			TOTAL:	1,674.10
AIRPORT OPERATIONS DEP	AIRPORT FUND	AT&T	AIRPORT	148.59
		AVFUEL CORP.	100LL FUEL	13,793.11
		BASSCO SERVICES, INC.	Fuel Truck Rental	1,800.00
			FILTER CHANGES	1,975.63

DEPARTMENT	FUND	VENDOR NAME	DESCRIPTION	AMOUNT
		KRUSE, KELLY D DBA KRUSE ELECTRIC SER	AIRPORT HANGER F6 GFCI PLU	29.95
			AIRPORT HANGER F6 GFCI	59.90
		MOSS & MOSS INC. #6000	AIRPORT REPAIRS	31.47
			AIRPORT MISC	9.89
			AIRPORT HANGER F4-F6 FD RE	143.20
		GONZALES, ANDREW SCOTT DBA: 5G SERVICE	EMBROIDERY	120.00
		TEXAS MUNICIPAL RETIREMENT SYSTEMS	AUGUST 2024 CONTRIBUTIONS	1,792.74
			SEPTEMBER 2024 CONTRIBUTIO	1,362.57
		VERIZON WIRELESS	CELL PHONES	94.35
		AVAYA FINANCIAL SERVICES	AIRPORT SECURITY CAMERAS	187.41
		SYMETRA LIFE INSURANCE COMPANY	SYMETRA LTD	28.01
			SYMETRA LIFE & AD&D	16.95
		FIRETROL PROTECTION SYSTEMS, INC.	REPLACE SPRINKLER HEADS FI	1,191.19
			TOTAL:	22,784.96
NON-DEPARTMENTAL	CEMETERY OPERATING	TEXAS MUNICIPAL RETIREMENT SYSTEMS	AUGUST 2024 CONTRIBUTIONS	955.54
			SEPTEMBER 2024 CONTRIBUTIO	618.12
		SYMETRA LIFE INSURANCE COMPANY	SYMETRA VOL LIFE	21.45
			TOTAL:	1,595.11
CEMETERY OPERATING DEP	CEMETERY OPERATING	AT&T	CEMETERY	62.15
		TEXAS MUNICIPAL RETIREMENT SYSTEMS	AUGUST 2024 CONTRIBUTIONS	1,811.45
			SEPTEMBER 2024 CONTRIBUTIO	1,171.77
		VERIZON WIRELESS	CELL PHONES	54.13
			CEMETERY IPAD	33.91
		KNIPPA, DANIEL	FY24 GRAVE DIGGING	2,900.00
			FY24 GRAVE DIGGING	3,900.00
		UNIFIRST HOLDINGS INC	CEMETERY-UNIOFORM RENTAL	15.95
			CEMETERY-UNIFORM RENTAL	15.95
			CEM/UNIFORM RENTAL	15.95
			CEM-UNIF RENT	15.95
		SYMETRA LIFE INSURANCE COMPANY	SYMETRA LTD	28.23
			SYMETRA LIFE & AD&D	16.95
		GAGE & CADE CONSTRUCTION, LLC	Cemetery Barn Const.	53,770.00
			TOTAL:	63,812.39
NON-DEPARTMENTAL	FLEET SERVICES OPE	AFLAC	AFLAC SEPT 2024 INVOICE	48.62
		TEXAS MUNICIPAL RETIREMENT SYSTEMS	AUGUST 2024 CONTRIBUTIONS	1,491.18
			SEPTEMBER 2024 CONTRIBUTIO	986.86
		WEX HEALTH, INC. DBA: WEX	38705 FSA	4.42
			38705 FSA	4.42
		SYMETRA LIFE INSURANCE COMPANY	SYMETRA VOL LIFE	2.80
			TOTAL:	2,538.30
FLEET SERVICES SECTION	FLEET SERVICES OPE	ARNOLD OIL COMPANY OF AUSTIN, LP DBA A	STREET DEPT PURUS DEF	24.32
			FD PREMIX	90.00
			FD PURUS DEF	24.32
			STREET DEPT PURUS DEF	12.16
			C2 OIL/FIL	127.09
			SYOCK OIL/FIL	48.66
			STREET DEPT PURUS DEF	24.32
			STOCK 4CYCLE	90.00
			STOCK OIL	102.84
			STREET DEPT PURUS DEF	24.32
			#106 MISC CAP/BLADE	21.98
			STREET DEPT PREMIX	22.99

DEPARTMENT	FUND	VENDOR NAME	DESCRIPTION	AMOUNT
			#519 AFRAME	56.89
			WATER DEPT PREMIX	90.00
			E2 EXHAUST HANGER	5.36
			STREET DEPT PURUS DEF	12.16
			#532 HYD OIL	67.28
			SHOP WASH SOLVENT	25.32
			WWTP MISC SUPPLIES	71.93
			WWTP PURUS DEF	12.16
			FLEET PURUS DEF	48.64
			Q1 MISC GLASS FUSE	7.08
			#563 BATTERY	182.70
			SHOP WASP SPRAY	8.37
			WWTP PREMIX	22.99
			B2 WEATHER STRIP	10.56
			#563 BATTERY	182.70
			SHOP 4CYCLE GAS	90.00
			#345 OIL	45.83
			#345 SEAL	29.06
		AMAZON.COM SALES, INC DBA: AMAZON.COM	SHOP TIRE KIT	68.70
			FIRE MISC PART	18.98
			B1 TOOL BOX LOCK	17.99
		JIM McNABB INC DBA: ART OFFICE SIGNS	#639 LOGO	30.00
			STOCK LOGO	210.00
		METRO FIRE APPARATUS SPECIALISTS, INC	CAB/CHASSIS PM	1,520.00
			OIL/FILTER	3,853.22
			PM MISC PARTS	1,520.00
			E2 ENGINE/MOTOR REPAIRS	4,403.79
			E2 ENGINE MOTOR	2,308.66
		COUFAL-PRATER EQUIP LLC DBA UNITED AG	#623 HYD OIL	136.60
			STOCK HYD OIL	136.60
		GRAINGER, W. W. INC.	STOCK FIRE EXTINGUISHER	136.34
		HENNA CHEVROLET INC	#342 CABLE	29.15
			STOCK CABLE	29.15
			#100 MISC PARTS	68.93
			#345 ARM	319.22
			#345 BOLT	4.88
		O'REILLY AUTOMOTIVE, INC.	#579 ADAPTER	20.99
			#511 OIL/FILTER	251.94
			#511 STARTER	151.29
			Q1 MISC FUSE	19.47
			#613 OIL/FILTER	278.79
			#613 OIL/FILTER	60.95
		INTERSTATE BATT. N AUSTIN	#544 BATTERY	327.48
			#538 BATTERY	163.74
			#342 BATTERY	178.95
			#744 BATTERY	66.63
		LAWSON PRODUCTS INC.	SHOP MISC SUPPLIES	170.67
			SHOP SUPPLIES	184.42
		PNC BANK NATIONAL ASSOCIATION	DEXTER TRAILER AXLE REFUND	400.00-
		DOGGETT FREIGHTLINER OF SOUTH TEXAS	TND-4 SENDER TEMP	27.52
		TONY MORGAN DBA: TDM TIRE SERVICE	#632 TIRE REPAIR	200.00
		TEXAS HYDRAULICS & PNEUMATICS	HYD GRAPPLE BUCKET	135.00
		TEXAS MUNICIPAL RETIREMENT SYSTEMS	AUGUST 2024 CONTRIBUTIONS	2,826.88
			SEPTEMBER 2024 CONTRIBUTIO	1,870.80
		VERIZON WIRELESS	CELLPHONES	134.57
			GPS TRACKING SYSTEM	878.77

DEPARTMENT	FUND	VENDOR NAME	DESCRIPTION	AMOUNT
		ASSOCIATED SUPPLY COMPANY, INC	#537 HYD	159.48
		SIDDONS MARTIN EMERGENCY GROUP LLC	E11 BATTERY	2,584.13
			T1 ENGINE SURGE	305.40
		CINTAS CORP DBA FIRST AID & SAFETY	FLEET FIRST AID	82.38
		SOUTHERN TIRE MART	#626 TIRE/SVC CALL	1,630.70
			#11 QTY 2 TIRES	221.06
			HG1 TIRES (2)	159.24
		UNIFIRST HOLDINGS INC	FLEET-UNIFORM RENTAL	33.10
			FLEET-UNIFORM RENTAL	33.10
			FLEET/UNIFORM RENTAL	33.10
			FLEET-UNIFORM RENTAL	33.10
		SPINUP LLC DBA:	#628 OIL CHANGE	123.99
		SYMETRA LIFE INSURANCE COMPANY	SYMETRA LTD	45.22
			SYMETRA LIFE & AD&D	27.30
			TOTAL:	29,414.40
FLEET REPLACEMENT	FLEET REPLACEMENT	DEFENDER SUPPLY LLC	#351 UPFIT 2022 CHEVY	27,968.00
		ABSOLUTE SOFTWARE, INC	ADD VPN LICENCES TO VEHICL	383.70
		ASSOCIATED SUPPLY COMPANY, INC	CASE 580SV BACKHOE	99,134.25
		CLOSNER EQUIPMENT CO., INC	INVENTORY FEES	14.07
			INVENTORY FEES	35.04
			NEW 2023 MAULDIN 1860B	8,000.00
			NEW 2023 MAULDIN 1860B	50,698.00
			NEW 2023 MAULDIN 1860B	110,000.00
			INTEREST	2,000.00
			INTEREST	8,000.00
		GOVDIRECT, INC	FZ-55 PANASONIC TOUGHBOOK	23,940.00
		MOTOROLA SOLUTIONS INC.	Six APX 6500 In-Car Radio	44,013.12
			TOTAL:	374,186.18
TAX SUPPORTED CAPITAL	2022 BOND	AUSTIN TRUCK & EQUIPMENT, LTD	2024 FREIGHTLINER DUMP	131,824.00
		AUSTIN UNDERGROUND INCORPORATED DBA:TE	2022 ST MAINT. 2ND, 4TH,	422,814.25
			TOTAL:	554,638.25
DEVELOPMENT SERVS	SAMSUNG DRRA ESCRO	VERIZON WIRELESS	CELLPHONES	54.31
			TOTAL:	54.31
2023A BOND	2023A BOND	LINA T. RAMEY AND ASSOCIATES, INC.	Survey 2nd to 1st/Elliot	416.00
		RANDALL SCOTT ARCHITECTS, INC.	JUSTICE CENTER/CITY HALL	42,150.00
			TOTAL:	42,566.00
2022 UTILITY REV BOND	2022 UTILITY REVEN	CSA CONSTRUCTION, INC.	TELESCOPIC VALVE REQUIRED	44,362.00
			ADD AIR RELEASE VALVE	7,446.78
			TOTAL:	51,808.78
NON-DEPARTMENTAL	POOLED CASH	PNC BANK NATIONAL ASSOCIATION	8/1/24-8/31/24 TRANSACTION	31,754.59
			TOTAL:	31,754.59

DEPARTMENT	FUND	VENDOR NAME	DESCRIPTION	AMOUNT

========== FUND TOTALS ==========

100	GENERAL FUND	2,274,036.96
119	TIF (TAX INCREMENT FUND)	16,450.00
123	MAIN STREET REVENUE FUND	2,435.76
129	LIBRARY GRANT/DONATION	667.24
162	GENERAL CAPITAL IMPROVEME	5,800.00
164	MDUS IMPROVEMENT PROJECTS	40,663.64
210	TRANSPORTATION FUND	51,521.04
300	MUNICIPAL DRAINAGE UTILIT	6,497.79
320	SANITATION FUND	175,449.73
340	PUBLIC UTILITIES FUND	595,928.12
350	AIRPORT FUND	24,459.06
370	CEMETERY OPERATING FUND	65,407.50
382	FLEET SERVICES OPERATING	31,952.70
384	FLEET REPLACEMENT FUND	374,186.18
500	2022 BOND	554,638.25
502	SAMSUNG DRRA ESCROW	54.31
504	2023A BOND	42,566.00
600	2022 UTILITY REVENUE BOND	51,808.78
950	POOLED CASH	31,754.59
	GRAND TOTAL:	4,346,277.65

TOTAL PAGES: 17

Attachment D

Balance Sheets by Funds

General Fund
Tax Increment Financing Funds
Hotel Occupancy Tax Fund
Main Street Fund
Municipal Court Special Fee Fund
Library Grant/Donations Fund
Roadway Impact Fee Fund
Transportation User Fee Fund
Municipal Drainage Utility System Fund
Sanitation Fund
Public Utilities Fund
Utility Impact Fee Fund
Airport Fund
Cemetery Fund
Fleet Services Operating Fund
Fleet Replacement Fund

BALANCE SHEET
AS OF: SEPTEMBER 30TH, 2024

100-GENERAL FUND

ACCOUNT #	ACCOUNT DESCRIPTION	BALANCE	
ASSETS			
100-100-100	PETTY CASH	0.00	
100-100-102	CLAIM ON POOLED CASH	18,190,407.15	
100-100-103	SECURITY INVESTMENTS	3,120,723.50	
100-100-104	SAFEKEEPING CHECKING ACCT	(7,800.83)	
100-100-105	MONEY MARKET @CNB #4260618	12,300.56	
100-100-107	GEN OPERATING TXCLASS 0008	3,699,898.35	
100-100-108	NED TRUST(MOODY)TEXSTAR	222,912.91	
100-100-113	TEXPOOL 2465300015 N MOODY	23,715.29	
100-120-100	PROPERTY TAXES RECEIVABLE	249,901.78	
100-120-103	MISC. ACCOUNTS RECEIVABLE	56,525.98	
100-120-110	ALLOWANCE UNCOLLECTED TAXES	(54,611.46)	
100-120-120	SALES TAXES RECEIVABLE	2,394,951.94	
100-120-121	MIXED BEV TAX RECEIVABLE	6,684.58	
100-120-140	GRANTS RECEIVABLE	(35,360.14)	
100-120-141	FRANCHISE TAX RECEIVABLE	(83,218.93)	
100-120-150	LEASE RECEIVABLE KAPSCH	136,841.39	
100-120-250	DUE FROM FUND 350 FOR LOAN	0.00	
100-120-252	DUE FROM CIP FUND	5,325.00	
100-120-255	DUE FROM OTHER FUNDS	162,531.92	
100-120-302	TEDC REIMBURSE FOR MAIN ST	0.00	
100-170-100	CURRENT YR RES FOR ENCUMBRANCE	(3,443,314.20)	
100-170-101	PRIOR YR RES FOR ENCUMBRANCE	1,304,784.65	
100-170-103	PRE-PAY HEALTH INSURANCE	0.00	
100-180-101	DUE FROM SOURCES-GRANT REVENUE	0.00	
			25,963,199.44
	TOTAL ASSETS		25,963,199.44
LIABILITIES			
100-200-100	ACCRUED PAYABLES	0.00	
100-200-110	ENCUMBERED PAYABLE GEN.	(3,443,314.20)	
100-200-111	PRIOR YEAR ENCUMBRANCE	1,304,784.65	
100-200-200	FICA & MEDICARE PAYABLE	(130.98)	
100-200-201	FEDERAL WITHHOLDING PAYABLE	0.00	
100-200-202	TMRS PAYABLE	7,980.24	
100-200-203	DEFERRED COMP PAYABLE	1,809.31	
100-200-204	CIVIL SERVICE-SICK LEAVE	0.00	
100-200-205	TEDC SALES TAX PAYABLE	0.00	
100-200-209	CHILD SUPPORT PAYABLE	0.00	
100-200-210	CHILD SUPPORT PAYABLE	(747.71)	
100-200-211	GARNISHMENTS PAYABLE	3,272.94	
100-200-212	LIFE INSURANCE PAYABLE	7,081.34	
100-200-213	DENTAL PAYABLE	(1,574.70)	
100-200-214	AFLAC PAYABLE	6,231.84	
100-200-215	CLOTHES RENTAL PAYABLE	0.00	
100-200-216	CINCINNATI LIFE PAYABLE	5,406.75	
100-200-218	BLUE CHOICE PAYABLE	27.62	
100-200-219	SCOTT & WHITE HEALTH PAYABLE	33,245.98	

BALANCE SHEET
AS OF: SEPTEMBER 30TH, 2024

100-GENERAL FUND

ACCOUNT #	ACCOUNT DESCRIPTION	BALANCE		
100-200-220	S&W PAYABLE 2001-2011	(9,793.98)		
100-200-221	FLEXIBLE SPENDING (FSA) PAYABL	(2,241.81)		
100-200-222	PRE-PAID LEGAL PAYABLE	(4,418.10)		
100-200-228	MISC DEDUCTIONS PAYABLE	0.00		
100-200-229	MET LIFE DENTAL PAYABLE	(551.91)		
100-200-230	UNITED WAY PAYABLE	0.00		
100-200-231	MEMBERSHIP/DUES PAYABLE	200.00		
100-200-232	COURT BOND REFUND PAYABLE	(651.80)		
100-200-233	OTHER A/P PENDING (AUDITOR)	(52,259.66)		
100-200-234	GLOBE LIFE PAYABLE	(2,254.34)		
100-200-235	VISION PLAN PAYABLE	622.78		
100-200-300	RETAINAGE PAYABLE	0.00		
100-200-301	COURT COLLECTIONS	3,800.90		
100-200-401	WAGES PAYABLE	209,427.71		
100-200-500	ACCOUNTS PAYABLE PENDING	2,368,745.00		
100-200-502	DUE TO STATE/COURT FEES	14,443.45		
100-200-503	DUE TO COMPT. SALES TAX	0.00		
100-200-504	DUE TO TEDC-MONTHLY SALES TAX	0.00		
100-200-505	DUE TO OMNIBASE SERVICES INC	(630.46)		
100-200-507	DUE TO HEALTH/COBRA FROM OTHER	(26,162.25)		
100-200-508	DUE TO TISD:HOUSING AUTH PILOT	0.00		
100-200-509	DUE TO TMRS FROM TEDC	(5,466.29)		
100-210-111	DUE TO I&S (TAX COLLECTIONS)	375,839.00		
100-210-191	DUE TO OTHERS FROM EVIDENCE	0.00		
100-220-100	TAX DISTRIBUTION	0.00		
100-220-110	DEFERRED INFLOW OF RESOURCES	114,679.64		
100-240-100	DEFERRED TAX REVENUE	195,290.32		
100-240-101	UNCLAIMED FUNDS	14,999.34		
100-240-102	DEFERRED REV-BOND PREMIUM	0.00		
100-240-103	DEFERRED REVENUE	41,610.14		
100-240-104	REFUNDABLE FACILITY DEPOSITS	8,602.82		
100-241-110	PREPAYMNT PERMT M2E3LLC 100YRS	2,478.19		
100-241-111	RESERVE CHRISTMAS DONATIONS	4.66		
100-241-113	ESCROW-BONDS POSTED-DEFENDENTS	9,319.45		
	TOTAL LIABILITIES		1,179,705.88	
EQUITY				
100-265-100	RESTRICTED PORTION FUND BA	0.00		
100-270-100	FUND BALANCE	17,716,011.10		
100-280-100	ASSIGNED FUND BALANCE	32,396.29		
	TOTAL BEGINNING EQUITY	17,748,407.39		
	TOTAL REVENUE	38,473,164.25		
	TOTAL EXPENSES	31,438,078.08		
	TOTAL INCREASE/(DECREASE) IN FUND BAL.	7,035,086.17		
	TOTAL EQUITY & FUND BALANCE		24,783,493.56	
	TOTAL LIABILITIES, EQUITY & FUND BALANCE			25,963,199.44

BALANCE SHEET
AS OF: SEPTEMBER 30TH, 2024

118-TIF #2

ACCOUNT #	ACCOUNT DESCRIPTION	BALANCE		
ASSETS				
118-100-102	CLAIM ON POOLED CASH	0.00		
118-100-103	SECURITY INVESTMENTS	0.00		
118-100-104	SAFEKEEPING CHECKING ACCT	0.00		
118-100-115	TEXPOOL 2465300022 TIF #2	661,390.89		
118-120-103	MISC ACCOUNTS RECEIVABLE	0.00		
118-170-100	CURRENT YR RES FOR ENCUMBRANCE	0.00		
118-170-101	PRIOR YR RES FOR ENCUMBRANCE	0.00		
			661,390.89	
	TOTAL ASSETS			661,390.89
LIABILITIES				
118-200-110	CURRENT YEAR ENCUMBRANCE	0.00		
118-200-111	PRIOR YEAR ENCUMBRANCE	0.00		
118-200-300	RETAINAGE PAYABLE	0.00		
118-200-500	ACCOUNTS PAYABLE PENDING	0.00		
	TOTAL LIABILITIES		0.00	
EQUITY				
118-270-100	FUND BALANCE	146,059.25		
	TOTAL BEGINNING EQUITY	146,059.25		
	TOTAL REVENUE	543,331.64		
	TOTAL EXPENSES	28,000.00		
	TOTAL INCREASE/(DECREASE) IN FUND BAL.	515,331.64		
	TOTAL EQUITY & FUND BALANCE		661,390.89	
	TOTAL LIABILITIES, EQUITY & FUND BALANCE			661,390.89

BALANCE SHEET
AS OF: SEPTEMBER 30TH, 2024

119-TIF (TAX INCREMENT FUND)

ACCOUNT #	ACCOUNT DESCRIPTION	BALANCE		
ASSETS				
119-100-102	CLAIM ON POOLED CASH	214,804.23		
119-100-103	SECURITY INVESTMENTS	0.00		
119-100-104	SAFEKEEPING CHECKING ACCT	0.00		
119-100-115	TEXPOOL 246530004 TIF PROP TAX	589,593.18		
119-120-103	MISC ACCOUNTS RECEIVABLE	0.00		
119-170-100	CURRENT YR RES FOR ENCUMBRANCE	(94,621.25)		
119-170-101	PRIOR YR RES FOR ENCUMBRANCE	0.00		
			709,776.16	
	TOTAL ASSETS			709,776.16
LIABILITIES				
119-200-110	CURRENT YEAR ENCUMBRANCE	(94,621.25)		
119-200-111	PRIOR YEAR ENCUMBRANCE	0.00		
119-200-300	RETAINAGE PAYABLE	0.00		
119-200-500	ACCOUNTS PAYABLE PENDING	18,248.75		
	TOTAL LIABILITIES		(76,372.50)	
EQUITY				
119-270-100	FUND BALANCE	554,216.72		
	TOTAL BEGINNING EQUITY	554,216.72		
	TOTAL REVENUE	967,784.72		
	TOTAL EXPENSES	735,852.78		
	TOTAL INCREASE/(DECREASE) IN FUND BAL.	231,931.94		
	TOTAL EQUITY & FUND BALANCE		786,148.66	
	TOTAL LIABILITIES, EQUITY & FUND BALANCE			709,776.16

BALANCE SHEET
AS OF: SEPTEMBER 30TH, 2024

120-HOTEL/MOTEL FUND

ACCOUNT #	ACCOUNT DESCRIPTION	BALANCE		
ASSETS				
120-100-102	CLAIM ON POOLED CASH	218,164.49		
120-120-103	MISC ACCOUNTS RECEIVABLE	24,520.19		
120-170-100	CURRENT YR RES FOR ENCUMBRANCE	0.00		
120-170-101	PRIOR YR RES FOR ENCUMBRANCE	0.00		
			242,684.68	
	TOTAL ASSETS			242,684.68
LIABILITIES				
120-200-110	CURRENT YEAR ENCUMBRANCE	0.00		
120-200-111	PRIOR YEAR ENCUMBRANCE	0.00		
120-200-500	ACCOUNTS PAYABLE PENDING	6,838.41		
120-200-505	DUE TO SAYDA 380 AGREEMENT	0.00		
	TOTAL LIABILITIES		6,838.41	
EQUITY				
120-270-100	FUND BALANCE	130,576.08		
	TOTAL BEGINNING EQUITY	130,576.08		
	TOTAL REVENUE	365,852.66		
	TOTAL EXPENSES	260,582.47		
	TOTAL INCREASE/(DECREASE) IN FUND BAL.	105,270.19		
	TOTAL EQUITY & FUND BALANCE		235,846.27	
	TOTAL LIABILITIES, EQUITY & FUND BALANCE			242,684.68

BALANCE SHEET
AS OF: SEPTEMBER 30TH, 2024

123-MAIN STREET REVENUE FUND

ACCOUNT #	ACCOUNT DESCRIPTION	BALANCE		
ASSETS				
123-100-102	CLAIM ON POOLED CASH	78,958.86		
123-120-103	MISC ACCOUNTS RECEIVABLE	0.00		
123-170-100	CURRENT YR RES FOR ENCUMBRANCE	(43,925.58)		
123-170-101	PRIOR YR RES FOR ENCUMBRANCE	11,910.00		
			46,943.28	
	TOTAL ASSETS			46,943.28
LIABILITIES				
123-200-110	CURRENT YEAR ENCUMBRANCE	(43,925.58)		
123-200-111	PRIOR YEAR ENCUMBRANCE	11,910.00		
123-200-500	ACCOUNTS PAYABLE PENDING	30,578.99		
123-240-100	PRE-REGISTER FESTIVAL/CARSHOW	20.00		
	TOTAL LIABILITIES		(1,416.59)	
EQUITY				
123-270-100	FUND BALANCE	61,544.35		
	TOTAL BEGINNING EQUITY	61,544.35		
	TOTAL REVENUE	136,850.75		
	TOTAL EXPENSES	150,035.23		
	TOTAL INCREASE/(DECREASE) IN FUND BAL.	(13,184.48)		
	TOTAL EQUITY & FUND BALANCE		48,359.87	
	TOTAL LIABILITIES, EQUITY & FUND BALANCE			46,943.28

BALANCE SHEET
AS OF: SEPTEMBER 30TH, 2024

125-MUNICIPAL CRT SPECIAL FEE

ACCOUNT #	ACCOUNT DESCRIPTION	BALANCE		
ASSETS				
125-100-102	CLAIM ON POOLED CASH	124,515.87		
125-170-100	CURRENT YR RES FOR ENCUMBRANCE	(18,991.00)		
125-170-101	PRIOR YR RES FOR ENCUMBRANCE	16,595.00		
			122,119.87	
	TOTAL ASSETS			122,119.87
LIABILITIES				
125-200-110	CURRENT YEAR ENCUMBRANCE	(18,991.00)		
125-200-111	PRIOR YEAR ENCUMBRANCE	16,595.00		
125-200-500	ACCOUNTS PAYABLE PENDING	0.00		
	TOTAL LIABILITIES		(2,396.00)	
EQUITY				
125-270-100	FUND BALANCE	105,411.00		
	TOTAL BEGINNING EQUITY	105,411.00		
	TOTAL REVENUE	27,952.93		
	TOTAL EXPENSES	8,848.06		
	TOTAL INCREASE/(DECREASE) IN FUND BAL.	19,104.87		
	TOTAL EQUITY & FUND BALANCE		124,515.87	
	TOTAL LIABILITIES, EQUITY & FUND BALANCE			122,119.87

BALANCE SHEET
AS OF: SEPTEMBER 30TH, 2024

129-LIBRARY GRANT/DONATION

ACCOUNT #	ACCOUNT DESCRIPTION	BALANCE		
ASSETS				
129-100-102	CLAIM ON POOLED CASH	67,120.95		
129-100-103	TEXSTAR: NOBLE TRUST - 3444	1,026.84		
129-100-108	NED TRUST (LIBRARY) TEXSTAR	313,153.96		
129-120-103	MISC ACCTS RECEIVABLE	0.00		
129-170-100	CURRENT YR RES FOR ENCUMBRANCE	(1,436.37)		
129-170-101	PRIOR YR RES FOR ENCUMBRANCE	1,436.37		
			381,301.75	
	TOTAL ASSETS			381,301.75
LIABILITIES				
129-200-110	CURRENT YEAR ENCUMBRANCE	(1,436.37)		
129-200-111	PRIOR YEAR ENCUMBRANCE	1,436.37		
129-200-233	OTHER A/P PENDING (AUDITOR)	(10,945.00)		
129-200-500	ACCOUNTS PAYABLE PENDING	11,005.00		
	TOTAL LIABILITIES		60.00	
EQUITY				
129-270-100	FUND BALANCE	371,073.85		
	TOTAL BEGINNING EQUITY	371,073.85		
	TOTAL REVENUE	30,142.71		
	TOTAL EXPENSES	19,974.81		
	TOTAL INCREASE/(DECREASE) IN FUND BAL.	10,167.90		
	TOTAL EQUITY & FUND BALANCE		381,241.75	
	TOTAL LIABILITIES, EQUITY & FUND BALANCE			381,301.75

BALANCE SHEET
AS OF: SEPTEMBER 30TH, 2024

200-ROADWAY IMPACT FEE FUND

ACCOUNT #	ACCOUNT DESCRIPTION	BALANCE		
ASSETS				
200-100-102	CLAIM ON POOLED CASH	985,783.18		
200-170-100	CURRENT YR RES FOR ENCUMBRANCE	(97,999.32)		
200-170-101	PRIOR YR RES FOR ENCUMBRANCE	97,999.32		
			985,783.18	
	TOTAL ASSETS			985,783.18
LIABILITIES				
200-200-110	CURRENT YR ENCUMBRANCES	(97,999.32)		
200-200-111	PRIOR YR ENCUMBRANCES	97,999.32		
200-200-500	ACCOUNTS PAYABLE PENDING	0.00		
	TOTAL LIABILITIES		0.00	
EQUITY				
200-270-100	FUND BALANCE	724,055.22		
	TOTAL BEGINNING EQUITY	724,055.22		
	TOTAL REVENUE	261,727.96		
	TOTAL EXPENSES	0.00		
	TOTAL INCREASE/(DECREASE) IN FUND BAL.	261,727.96		
	TOTAL EQUITY & FUND BALANCE		985,783.18	
	TOTAL LIABILITIES, EQUITY & FUND BALANCE			985,783.18

BALANCE SHEET
AS OF: SEPTEMBER 30TH, 2024

210-TRANSPORTATION FUND

ACCOUNT #	ACCOUNT DESCRIPTION	BALANCE		
ASSETS				
210-100-101	2019 CO BOND FUNDS TEXSTAR	0.00		
210-100-102	CLAIM ON POOLED CASH	1,976,342.55		
210-100-103	SECURITY INVESTMENTS	0.00		
210-100-104	SAFEKEEPING CHECKING ACCT	0.00		
210-120-130	ACCTS RECEIVABLE TRANSPORTATIO	138,229.57		
210-120-131	ALLOWANCE-TRANSPORTATION	(19,352.76)		
210-170-100	CURRENT YR RES FOR ENCUMBRANCE	(165,269.06)		
210-170-101	PRIOR YR RES FOR ENCUMBRANCE	6,676.71		
			1,936,627.01	
	TOTAL ASSETS			1,936,627.01
LIABILITIES				
210-200-100	ACCRUED PAYABLES	0.00		
210-200-110	CURRENT YR ENCUMBRANCES	(165,269.06)		
210-200-111	PRIOR YR ENCUMBRANCES	6,676.71		
210-200-200	FICA & MEDICARE PAYABLE	0.00		
210-200-201	FEDERAL WITHHOLDING PAYABLE	0.00		
210-200-202	TMRS PAYABLE	(2,989.04)		
210-200-209	CHILD SUPPORT PAYABLE	0.00		
210-200-212	LIFE INSURANCE PAYABLE	(45.71)		
210-200-213	DENTAL PAYABLE	228.58		
210-200-219	SCOTT & WHITE HEALTH PAYABLE	1,555.01		
210-200-221	FLEXIBLE SPENDING (FSA) PAYABL	0.00		
210-200-222	PRE-PAID LEGAL PAYABLE	0.00		
210-200-235	VISION PLAN PAYABLE	27.72		
210-200-401	WAGES PAYABLE	1,771.23		
210-200-500	ACCOUNTS PAYABLE PENDING	48,644.97		
210-240-101	UNCLAIMED FUNDS	0.00		
	TOTAL LIABILITIES		(109,399.59)	
EQUITY				
210-270-100	FUND BALANCE	1,675,705.08		
	TOTAL BEGINNING EQUITY	1,675,705.08		
	TOTAL REVENUE	887,386.50		
	TOTAL EXPENSES	517,064.98		
	TOTAL INCREASE/(DECREASE) IN FUND BAL.	370,321.52		
	TOTAL EQUITY & FUND BALANCE		2,046,026.60	
	TOTAL LIABILITIES, EQUITY & FUND BALANCE			1,936,627.01

BALANCE SHEET
AS OF: SEPTEMBER 30TH, 2024

300-MUNICIPAL DRAINAGE UTILIT

ACCOUNT #	ACCOUNT DESCRIPTION	BALANCE		
ASSETS				
300-100-102	CLAIM ON POOLED CASH	744,597.43		
300-120-100	DRAINAGE RECEIVABLE	79,847.39		
300-120-130	ALLOWANCE FOR DOUBTFUL ACCTS	(6,099.42)		
300-160-206	FIXED ASSET-WORK IN PROGRESS	0.00		
300-170-100	CURRENT YR RES FOR ENCUMBRANCE	(9,441.60)		
300-170-101	PRIOR YR RES FOR ENCUMBRANCE	9,441.60		
300-190-103	ACCUMULATED DEPRECIATION	0.00		
			818,345.40	
	TOTAL ASSETS			818,345.40
LIABILITIES				
300-200-104	ACCRUED INTEREST PAYABLE	0.00		
300-200-110	CURRENT YEAR ENCUMBRANCES	(9,441.60)		
300-200-111	PRIOR YEAR ENCIMBRANCES	9,441.60		
300-200-200	FICA & MEDICARE PAYABLE	0.00		
300-200-201	FEDERAL WITHHOLDING PAYABLE	0.00		
300-200-202	TMRS PAYABLE	1,143.59		
300-200-203	DEFERRED COMP PAYABLE	(5.01)		
300-200-208	ACCRUED VACATION	0.00		
300-200-209	CHILD SUPPORT PAYABLE	0.00		
300-200-212	LIFE INSURANCE PAYABLE	67.63		
300-200-213	DENTAL PAYABLE	89.96		
300-200-219	SCOTT & WHITE HEALTH PAYABLE	1,275.02		
300-200-221	FLEXIBLE SPENDING (FSA) PAYABL	18.52		
300-200-222	PRE-PAID LEGAL PAYABLE	(223.20)		
300-200-233	OTHER A/P PENDING (AUDITOR)	0.00		
300-200-235	VISION PLAN PAYABLE	20.60		
300-200-240	BOND PAYABLE - CURRENT	0.00		
300-200-300	RETAINAGE PAYABLE	0.00		
300-200-401	WAGES PAYABLE	2,715.14		
300-200-500	ACCOUNTS PAYABLE PENDING	2,975.23		
	TOTAL LIABILITIES		8,077.48	
EQUITY				
300-250-100	CONTRIBUTED CAPITAL-DRAINAGE	0.00		
300-270-100	FUND BALANCE	446,542.54		
	TOTAL BEGINNING EQUITY	446,542.54		
	TOTAL REVENUE	669,947.37		
	TOTAL EXPENSES	306,221.99		
	TOTAL INCREASE/(DECREASE) IN FUND BAL.	363,725.38		
	TOTAL EQUITY & FUND BALANCE		810,267.92	
	TOTAL LIABILITIES, EQUITY & FUND BALANCE			818,345.40

BALANCE SHEET
AS OF: SEPTEMBER 30TH, 2024

320-SANITATION FUND

ACCOUNT #	ACCOUNT DESCRIPTION	BALANCE		
ASSETS				
320-100-102	CLAIM ON POOLED CASH	830,833.92		
320-120-103	MISC ACCOUNTS RECEIVABLE	86,918.84		
320-120-130	ACCTS RECEIVABLE GARBAGE	290,544.80		
320-120-131	ALLOWANCE-GARBAGE	(818.82)		
320-120-141	FRANCHISE TAX RECEIVABLE	0.00		
320-170-100	CURRENT YR RES FOR ENCUMBRANCE	0.00		
320-170-101	PRIOR YR RES FOR ENCUMBRANCE	0.00		
			1,207,478.74	
	TOTAL ASSETS			1,207,478.74
LIABILITIES				
320-200-100	ACCRUED PAYABLES	0.00		
320-200-110	CURRENT YR ENCUMBRANCES	0.00		
320-200-111	PRIOR YR ENCUMBRANCES	0.00		
320-200-500	ACCOUNTS PAYABLE PENDING	166,201.26		
320-200-503	DUE TO STATE COMPT SALES TAX	39,439.73		
320-240-101	UNCLAIMED FUNDS	0.00		
	TOTAL LIABILITIES		205,640.99	
EQUITY				
320-270-100	FUND BALANCE	723,463.40		
	TOTAL BEGINNING EQUITY	723,463.40		
	TOTAL REVENUE	2,441,726.29		
	TOTAL EXPENSES	2,163,351.94		
	TOTAL INCREASE/(DECREASE) IN FUND BAL.	278,374.35		
	TOTAL EQUITY & FUND BALANCE		1,001,837.75	
	TOTAL LIABILITIES, EQUITY & FUND BALANCE			1,207,478.74

BALANCE SHEET
AS OF: SEPTEMBER 30TH, 2024

340-PUBLIC UTILITIES FUND

ACCOUNT #	ACCOUNT DESCRIPTION	BALANCE	
ASSETS			
340-100-100	PETTY CASH	1,600.00	
340-100-101	2019 CO BOND FUNDS TEXSTAR	89,270.69	
340-100-102	CLAIM ON POOLED CASH	5,196,897.66	
340-100-103	SECURITY INVESTMENTS	0.00	
340-100-104	SAFEKEEPING CHECKING ACCT	0.00	
340-100-107	TEXPOOL 2465300012 TOWER RENT	386,222.27	
340-100-110	TEXPOOL 2465300001 UTILITY FD	56,127.63	
340-100-116	UTILITY OPERATING-TXCLASS 0007	1,142,007.52	
340-100-118	TEXPOOL RATE STABILIZATION 18	176,007.14	
340-100-119	TEXPOOL CAPITAL OUTLAY-ASSETS	347,112.71	
340-100-120	TEXPOOL WORKING CAPITAL-CIP	513,018.77	
340-100-121	TEXPOOL 2017 WWTP IMPROVMNTS	0.00	
340-100-122	RESTRICTED CASH-ESCROW	(150,000.00)	
340-120-100	ACCOUNTS RECEIVABLE	2,017,551.40	
340-120-101	CURRENT REFUND PAYABLE	17,579.94	
340-120-102	UNAPPLIED CREDITS	(49,867.75)	
340-120-103	MISC. ACCOUNTS RECEIVABLE	37,633.18	
340-120-104	AR - AUDIT ACCRUALS	0.00	
340-120-130	ALLOWANCE-ACCTS. RECEIVABLE	(5,303.61)	
340-120-150	LEASE RECEIVABLE VERIZON	6,358.82	
340-120-151	LEASE RECEIVABLE ATT	50,367.90	
340-140-100	INVENTORY	57,236.92	
340-150-100	BOND ISSUANCE COSTS	0.00	
340-150-105	DEFERRED AMT ON REFUNDING	0.00	
340-160-100	LAND	457,201.00	
340-160-200	BUILDINGS	6,363,714.34	
340-160-206	FIXED ASSETS: WORK IN PROGRESS	2,969,035.34	
340-160-225	PLANT DISTRIBUTION/COLLECTION	54,080,074.24	
340-160-235	EQUIPMENT	1,287,936.97	
340-170-100	CURRENT YR RES FOR ENCUMBRANCE	(1,031,254.47)	
340-170-101	PRIOR YR RES FOR ENCUMBRANCE	434,336.40	
340-170-103	PRE-PAY HEALTH INSURANCE	0.00	
340-190-103	ACCUMULATED DEPRECIATION	(28,993,610.43)	
			45,457,254.58
	TOTAL ASSETS		45,457,254.58
LIABILITIES			
340-200-104	ACCRUED INTEREST PAYABLE	133,957.33	
340-200-110	CURRENT YEAR ENCUMBRANCES	(1,031,254.47)	
340-200-111	PRIOR YEAR ENCUMBRANCE	434,336.40	
340-200-200	FICA AND MEDICARE PAYABLE	(526.13)	
340-200-201	FEDERAL WITHHOLDING PAYABLE	(1,073.32)	
340-200-202	TMRS PAYABLE	(4,847.93)	
340-200-203	DEFERRED COMP PAYABLE	(283.69)	
340-200-204	DEFERRED CHARGES	0.00	
340-200-205	Pension Liability	908,812.74	
340-200-208	ACCRUED VACATION	31,437.53	

BALANCE SHEET
AS OF: SEPTEMBER 30TH, 2024

340-PUBLIC UTILITIES FUND

ACCOUNT #	ACCOUNT DESCRIPTION	BALANCE
340-200-209	CHILD SUPPORT PAYABLE	0.00
340-200-210	CHILD SUPPORT PAYABLE	0.00
340-200-211	OPEB-SDBF LIABILITY	56,825.25
340-200-212	LIFE INSURANCE PAYABLE	1,696.69
340-200-213	DENTAL PAYABLE	390.13
340-200-214	AFLAC PAYABLE	597.71
340-200-215	CLOTHES RENTAL PAYABLE	0.00
340-200-216	CINCINNATI LIFE PAYABLE	390.42
340-200-218	BLUE CHOICE PAYABLE	175.48
340-200-219	SCOTT & WHITE HEALTH PAYABLE	1,265.13
340-200-221	FLEXIBLE SPENDING(FSA) PAYABLE	0.00
340-200-222	PRE-PAID LEGAL PAYABLE	(251.40)
340-200-228	MISC. DEDUCTIONS PAYABLE	0.00
340-200-229	MET LIFE DENTAL PAYABLE	(135.78)
340-200-230	UNITED WAY PAYABLE	(1.00)
340-200-233	OTHER A/P PENDING (AUDITOR)	(15,805.47)
340-200-235	VISION PLAN PAYABLE	80.79
340-200-240	BONDS PAYABLE-CURRENT	0.00
340-200-300	RETAINAGE PAYABLE	0.00
340-200-401	WAGES PAYABLE	36,598.21
340-200-500	ACCOUNTS PAYABLE PENDING	240,406.54
340-200-505	DUE TO OTHER FUNDS	0.00
340-200-999	UNRECONCILED DIFFERENCES	0.00
340-210-100	UNAMORT. BOND DISCOUNT	0.00
340-210-101	BOND PREMIUMS	1,919,947.71
340-210-102	DEFERRED AMT ON REFUNDING	(363,450.74)
340-210-110	DEFERRED OUTFLOW RESORCES TMRS	(158,416.10)
340-210-111	SDBF-DEF OUTFLOW OF RE CONTR	(1,746.32)
340-210-113	SDBF DEF INFLOW ACT EX VS ASS	6,414.64
340-210-114	SDBF DEF OUTFLOW CHNG ASSUMPT	14,870.90
340-210-115	DEFERRED OUTFLOW INVST TMRS	(303,727.27)
340-210-118	DEFERRED INFLOW-ACTUAL VS ASSM	(3,999.65)
340-210-119	DEFERRED OUTFLOW-CHNG IN ASSUM	0.00
340-220-110	DEFERRED INFLOW OF RESOURCES	66,816.09
340-230-109	CAPITAL LEASE BANC ONE NEMI	0.00
340-230-114	4.5M CO SERIES 2003 (65%)	0.00
340-230-115	4.2M COMB CO 2006 (4M)	1,940,000.00
340-230-116	10M COMB SERIES 2007 (7M)	3,165,000.00
340-230-117	9.615M COMB SERIES 08 (6.615M)	0.00
340-230-118	8.995 GO REFUNDING 2009	0.00
340-230-119	2.625 GO REF 2010	0.00
340-230-120	5.450M GO REF 2012 (1.460M)	0.00
340-230-121	4.595M 2015 GO REF (1.695M)	655,000.00
340-230-122	8.010M 2016 GO REF (5.065M)	5,065,000.00
340-230-123	5.34M COMB SERIES 2017(2.250M)	2,170,000.00
340-230-124	3.02M GO REF 2017 (1.585M)	1,150,000.00
340-230-125	12.590 M 2019 COs (4.425M)	4,025,000.00
340-230-126	4.035M 2021 GO Ref	0.00
340-230-127	22.91M 2022 CO (10.575M)	19,280,000.00
340-240-100	METER DEPOSITS	608,232.00
340-240-101	UNCLAIMED FUNDS	5,611.58

BALANCE SHEET
AS OF: SEPTEMBER 30TH, 2024

340-PUBLIC UTILITIES FUND

ACCOUNT #	ACCOUNT DESCRIPTION	BALANCE		
340-240-120	ALLOWANCE FOR BAD DEBT	0.00		
	TOTAL LIABILITIES		40,033,344.00	
EQUITY				
340-250-100	CONTRIBUTED CAPITAL-WATER OPER	454,779.30		
340-250-101	CONTRIBUTED CAPITAL SEWER OPER	60,475.00		
340-270-100	FUND BALANCE	3,171,637.04		
	TOTAL BEGINNING EQUITY	3,686,891.34		
	TOTAL REVENUE	16,231,620.64		
	TOTAL EXPENSES	14,494,601.40		
	TOTAL INCREASE/(DECREASE) IN FUND BAL.	1,737,019.24		
	TOTAL EQUITY & FUND BALANCE		5,423,910.58	
	TOTAL LIABILITIES, EQUITY & FUND BALANCE			45,457,254.58

BALANCE SHEET
AS OF: SEPTEMBER 30TH, 2024

345-UTILITY IMPACT FEE FUND

ACCOUNT #	ACCOUNT DESCRIPTION	BALANCE		
ASSETS				
345-100-102	CLAIM ON POOLED CASH	4,354,467.09		
345-100-103	SECURITY INVESTMENTS	0.00		
345-100-104	SAFEKEEPING CHECKING ACCT	0.00		
345-160-206	WORK IN PROGRESS	56,250.00		
345-160-225	PLANT DISTRIBUTION	143,311.29		
345-170-100	CURRENT YR RES FOR ENCUMBRANCE	(170,039.82)		
345-170-101	PRIOR YR RES FOR ENCUMBRANCE	139,045.00		
			4,523,033.56	
	TOTAL ASSETS			4,523,033.56
LIABILITIES				
345-200-110	CURRENT YEAR ENCUMBRANCE	(170,039.82)		
345-200-111	PRIOR YEAR ENCUMBRANCE	139,045.00		
345-200-233	OTHER A/P PENDING (AUDITOR)	0.00		
345-200-500	ACCOUNTS PAYABLE PENDING	2,400.00		
	TOTAL LIABILITIES		(28,594.82)	
EQUITY				
345-270-100	FUND BALANCE	3,671,017.11		
	TOTAL BEGINNING EQUITY	3,671,017.11		
	TOTAL REVENUE	501,859.00		
	TOTAL EXPENSES	87,425.73		
	TOTAL INCREASE/(DECREASE) IN FUND BAL.	414,433.27		
	TOTAL EQUITY & FUND BALANCE		4,085,450.38	
	TOTAL LIABILITIES, EQUITY & FUND BALANCE			4,056,855.56
	*** AMOUNT OUT OF BALANCE ***			466,178.00

BALANCE SHEET
AS OF: SEPTEMBER 30TH, 2024

350-AIRPORT FUND

ACCOUNT #	ACCOUNT DESCRIPTION	BALANCE	
ASSETS			
350-100-102	CLAIM ON POOLED CASH	(229,293.27)	
350-100-106	TEXPOOL 2017 AIRPORT CONST	732,080.11	
350-120-100	AIRPORT RECEIVABLES	(1,038.62)	
350-120-101	REFUND CHECKS PAYABLE	0.00	
350-120-103	MISC. ACCOUNTS RECEIVABLE	(175.36)	
350-120-140	GRANTS RECEIVABLE	0.00	
350-120-250	DUE FROM OTHER FUNDS (AUDITOR)	0.00	
350-150-100	BOND ISSUANCE COSTS	0.00	
350-150-105	DEFERRED AMT ON REFUNDING	0.00	
350-160-100	LAND	859,833.00	
350-160-200	T-HANGERS (BUILDINGS)	4,344,298.10	
350-160-206	FIXED ASSETS:WORK IN PROGRESS	57,509.50	
350-160-210	EQUIPMENT	118,846.06	
350-160-300	RUNWAY	2,238,415.96	
350-160-335	FIELD EQUIPMENT	0.00	
350-170-100	CURRENT YR RES FOR ENCUMBRANCE	(912,183.44)	
350-170-101	PRIOR YR RES FOR ENCUMBRANCE	0.00	
350-170-103	PRE-PAY HEALTH INSURANCE	0.00	
350-190-103	ACCUMULATED DEPRECIATION	(2,376,995.58)	
			4,831,296.46
	TOTAL ASSETS		4,831,296.46
LIABILITIES			
350-200-100	ACCRUED ACCOUNTS PAYABLE	0.00	
350-200-110	CURRENT YEAR ENCUMBRANCE	(912,183.44)	
350-200-111	PRIOR YEAR ENCUMBRANCE	0.00	
350-200-200	FICA AND MEDICARE PAYABLE	0.00	
350-200-201	FEDERAL WITHHOLDING PAYABLE	0.00	
350-200-202	TMRS PAYABLE	0.00	
350-200-210	NET PENSION LIABILITY	33,196.33	
350-200-211	NEW OPED-SDBF LIABILITY	2,075.66	
350-200-212	LIFE INSURANCE PAYABLE	13.25	
350-200-213	DENTAL PAYABLE	42.71	
350-200-214	AFLAC PAYABLE	0.00	
350-200-219	SCOTT & WHITE PAYABLE	(13.58)	
350-200-221	FLEXIBLE SPENDING(FSA) PAYABLE	47.22	
350-200-222	PRE-PAID LEGAL	0.00	
350-200-228	MISC. DEDUCTIONS PAYABLE	0.00	
350-200-233	OTHER A/P PENDING (AUDITOR)	(617.76)	
350-200-235	VISION PLAN PAYABLE	4.37	
350-200-240	BONDS PAYABLE-CURRENT	0.00	
350-200-401	WAGES PAYABLE	2,460.12	
350-200-500	ACCOUNTS PAYABLE PENDING	6,594.33	
350-200-501	DUE TO FUND 100 (LOAN ADVANCE)	0.00	
350-200-502	DUE TO FUND 100	0.00	
350-200-505	DUE TO OTHER FUNDS	0.00	
350-200-999	UNRECONCILED DIFFERENCE	(271.67)	

BALANCE SHEET
AS OF: SEPTEMBER 30TH, 2024

350-AIRPORT FUND

ACCOUNT #	ACCOUNT DESCRIPTION	BALANCE		
350-210-100	UNAMORT. BOND DISCOUNT	0.00		
350-210-101	BOND PREMIUMS	16,385.76		
350-210-110	DEFERRED OUTFLOW TMRS CONT	(5,786.49)		
350-210-111	SDBF DEF OUTFLOW RE CONTRIB	(63.79)		
350-210-113	SDBF DEF INFLOW ACT EXP VS ASS	234.31		
350-210-114	SDBF DEF OUTFLOW CHNG ASSUMPT	543.19		
350-210-115	DEFERRED OUTLOW INVST TMRS	(11,094.29)		
350-210-118	DEFERRED INFLOW ACT VS ASSMPT	(146.10)		
350-210-119	DEFERRED OUTFLOW CNGS IN ASSUM	0.00		
350-230-101	LONG TERM DEBT	0.00		
350-230-102	BOND PAYABLE-$290K REF 2010	0.00		
350-230-103	5.34M COMB SERIES 2017(1.445M)	1,200,000.00		
350-240-101	ACCRUED INTEREST PAYABLE	4,521.80		
	TOTAL LIABILITIES		335,941.93	
EQUITY				
350-250-100	CONTRIBUTED CAPITAL GRANT	4,274,320.92		
350-250-101	CONTRIBUTED CAPITAL CITY	75,265.82		
350-280-100	RETAINED EARNINGS	178,525.25		
350-281-100	PRIOR PERIOD ADJUSTMENTS	442,482.09		
	TOTAL BEGINNING EQUITY	4,970,594.08		
	TOTAL REVENUE	578,837.61		
	TOTAL EXPENSES	1,054,077.16		
	TOTAL INCREASE/(DECREASE) IN FUND BAL.	(475,239.55)		
	TOTAL EQUITY & FUND BALANCE		4,495,354.53	
	TOTAL LIABILITIES, EQUITY & FUND BALANCE			4,831,296.46

BALANCE SHEET
AS OF: SEPTEMBER 30TH, 2024

370-CEMETERY OPERATING FUND

ACCOUNT #	ACCOUNT DESCRIPTION	BALANCE		
ASSETS				
370-100-102	CLAIM ON POOLED CASH	268,927.67		
370-100-103	SECURITY INVESTMENTS	0.00		
370-100-104	SAFEKEEPING CHECKING ACCCT	0.00		
370-120-103	MISC. ACCOUNTS RECEIVABLE	19,230.00		
370-160-206	FIXED ASSETS-WORK IN PROGRESS	0.00		
370-160-225	INFRASTRUCTURE	10,032.80		
370-160-301	VEHICLES	36,464.95		
370-170-100	CURRENT YR RES FOR ENCUMBRANCE	(50,384.23)		
370-170-101	PRIOR YR RES FOR ENCUMBRANCE	13,919.83		
370-170-103	PRE-PAY HEALTH INSURANCE	0.00		
370-190-103	ACCUMULATED DEPRECIATION	(6,338.01)		
			291,853.01	
	TOTAL ASSETS			291,853.01
LIABILITIES				
370-200-110	CURRENT YR ENCUMBRANCE	(50,384.23)		
370-200-111	PRIOR YEAR ENCUMBRANCE	13,919.83		
370-200-200	FICA & MEDICARE PAYABLE	0.00		
370-200-201	FEDERAL WITHHOLDING PAYABLE	0.00		
370-200-202	TMRS PAYABLE	(808.96)		
370-200-208	ACCRUED VACATION	4,139.43		
370-200-210	NET PENSION LIABILITY	48,552.83		
370-200-211	NEW OPEB-SDBF LIABILITY	3,035.86		
370-200-212	LIFE INSURANCE PAYABLE	(30.72)		
370-200-213	ASSURANT DENTAL PAYABLE	6.92		
370-200-214	AFLAC PAYABLE	0.00		
370-200-219	SCOTT & WHITE HEALTH PAYABLE	324.94		
370-200-221	FLEXIBLE SPENDING(FSA) PAYABLE	0.00		
370-200-222	PRE-PAID LEGAL	0.00		
370-200-228	MISC DEDUCTIONS PAYABLE	0.00		
370-200-233	OTHER A/P PENDING (AUDITOR)	(1,342.29)		
370-200-235	VISION PLAN PAYABLE	2.75		
370-200-401	WAGES PAYABLE	2,273.99		
370-200-500	ACCOUNTS PAYABLE PENDING	59,796.91		
370-210-100	DUE TO CEMETERY LAND PURCHASE	0.00		
370-210-110	DEFERRED OUTFLOW CONT TMRS	(8,463.30)		
370-210-111	SDBF DEF OUTFLOW RES CONTRIB	(93.30)		
370-210-113	SDBF DEF INFLOW ACT EX VS ASSU	342.70		
370-210-114	SDBF DEF OUTFLOW CHNG ASSUMPT	794.47		
370-210-115	DEFERRED OUTFLOW INVST TMRS	(16,226.47)		
370-210-118	DEFERRED INFLOW ACTUAL VS ASSM	(213.68)		
370-210-119	DEFERRED OUTFLOW-CHG ASSUMP	0.00		
	TOTAL LIABILITIES		55,627.68	

BALANCE SHEET
AS OF: SEPTEMBER 30TH, 2024

370-CEMETERY OPERATING FUND

ACCOUNT #	ACCOUNT DESCRIPTION	BALANCE		
EQUITY				
370-270-100	FUND BALANCE	222,324.10		
	TOTAL BEGINNING EQUITY	222,324.10		
	TOTAL REVENUE	318,311.80		
	TOTAL EXPENSES	304,410.57		
	TOTAL INCREASE/(DECREASE) IN FUND BAL.	13,901.23		
	TOTAL EQUITY & FUND BALANCE		236,225.33	
	TOTAL LIABILITIES, EQUITY & FUND BALANCE			291,853.01

BALANCE SHEET
AS OF: SEPTEMBER 30TH, 2024

382-FLEET SERVICES OPERATING

ACCOUNT #	ACCOUNT DESCRIPTION	BALANCE		
ASSETS				
382-100-102	CLAIM ON POOLED CASH	470,653.62		
382-100-104	SAFEKEEPING CHECKING ACCT	0.00		
382-120-250	DUE FROM OTHER FUNDS	0.00		
382-160-206	ESCROW FOR EQUIPMENT PURCHASES	0.00		
382-160-301	VEHICLES	0.00		
382-160-303	OFFICE EQUIPMENT	0.00		
382-160-305	FIELD EQUIPMENT	0.00		
382-160-306	HEAVY EQUIPMENT	0.00		
382-160-320	EQUIPMENT	0.00		
382-170-100	CURRENT YR RES FOR ENCUMBRANCE	(74,881.95)		
382-170-101	PRIOR YR RES FOR ENCUMBRANCE	74,881.95		
382-170-103	PRE-PAY HEALTH INSURANCE	0.00		
382-190-103	ACCUMULATED DEPRECIATION	0.00		
			470,653.62	
	TOTAL ASSETS			470,653.62
LIABILITIES				
382-200-110	CURRENT YEAR ENCUMBRANCE	(74,881.95)		
382-200-111	PRIOR YEAR ENCUMBRANCE	74,881.95		
382-200-200	FICA AND MEDICARE PAYABLE	0.00		
382-200-201	FEDERAL WITHHOLDING PAYABLE	0.00		
382-200-202	TMRS PAYABLE	(620.53)		
382-200-203	DEFERRED COMP PAYABLE	0.00		
382-200-208	ACCRUED VACATION	4,944.81		
382-200-210	NET PENSION LIABILITY	111,361.36		
382-200-211	NEW OPEB-SDBF LIABILITY	7,490.51		
382-200-212	LIFE INSURANCE PAYABLE	(340.88)		
382-200-213	DENTAL PAYABLE	(226.31)		
382-200-214	AFLAC PAYABLE	156.44		
382-200-215	CLOTHES RENTAL PAYABLE	0.00		
382-200-216	CINCINNATI LIFE PAYABLE	261.10		
382-200-218	BLUE CHOICE PAYABLE	0.00		
382-200-219	SCOTT & WHITE HEALTH PAYABLE	197.62		
382-200-221	FLEXIBLE SPENDING(FSA) PAYABLE	0.00		
382-200-222	PRE-PAID LEGAL PAYABLE	(626.20)		
382-200-228	MISC DEDUCTIONS PAYABLE	0.00		
382-200-229	MET LIFE DENTAL PAYABLE	0.00		
382-200-233	OTHER A/P PENDING (AUDITOR)	(2,723.96)		
382-200-235	VISION PLAN PAYABLE	(32.18)		
382-200-401	WAGES PAYABLE	2,763.21		
382-200-500	ACCOUNTS PAYABLE PENDING	34,936.51		
382-210-110	DEFERRED OUTFLOW CONTB TMRS	(19,411.52)		
382-210-111	SDBF DEF OUTFLOW RES CONTRI	(213.99)		
382-210-113	SDBF DEF INFLOW ACT EXP VS ASS	786.02		
382-210-114	SDBF DEF OUTFLOW CHNG ASSUMPT	1,822.21		
382-210-115	DEFERRED OUTFLOW INVST TMRS	(37,217.22)		
382-210-118	DEFERRED INFLOW ACTUAL VS ASSM	(490.10)		

BALANCE SHEET
AS OF: SEPTEMBER 30TH, 2024

382-FLEET SERVICES OPERATING

ACCOUNT #	ACCOUNT DESCRIPTION	BALANCE		
382-210-119	DEFERRED OUTLOW-CHNG IN ASSUMP	0.00		
382-240-101	UNCLAIMED FUNDS	78.32		
	TOTAL LIABILITIES		102,895.22	
EQUITY				
======				
382-260-121	RESERVE:FUTURE EQUIP PURCHASES	0.00		
382-270-100	FUND BALANCE	(47,066.34)		
	TOTAL BEGINNING EQUITY	(47,066.34)		
	TOTAL REVENUE	1,332,578.90		
	TOTAL EXPENSES	917,754.16		
	TOTAL INCREASE/(DECREASE) IN FUND BAL.	414,824.74		
	TOTAL EQUITY & FUND BALANCE		367,758.40	
	TOTAL LIABILITIES, EQUITY & FUND BALANCE			470,653.62
				==========

BALANCE SHEET
AS OF: SEPTEMBER 30TH, 2024

384-FLEET REPLACEMENT FUND

ACCOUNT #	ACCOUNT DESCRIPTION	BALANCE		
ASSETS				
384-100-102	CLAIM ON POOLED CASH	755,017.33		
384-100-104	CAPITAL EQUIP ACCT 2139517	0.00		
384-100-105	SIGNATURE BANK EQUIP (ESCROW)	0.00		
384-100-106	FROST LEASING ESCROW 010597724	0.00		
384-100-107	UMB BANK CLAYTON HOLDINGS	0.00		
384-100-108	2018 FLEET/EQUIP TEXSTAR 20180	242,115.19		
384-100-109	GOVERNMENT CAPITAL CORP	0.00		
384-100-110	US BANCORP GOVERNMENT LEAS	0.00		
384-100-111	US BANCORP GOV ESCROW	0.00		
384-120-103	MISC ACCOUNTS RECEIVABLE	0.00		
384-140-100	PREPAID CAP LEASE	0.00		
384-150-100	BOND ISSUANCE COSTS	0.00		
384-160-206	FIXED ASSETS-WORK IN PROGRESS	103,164.89		
384-160-320	MACHINERY & EQUIPMENT	9,019,552.02		
384-170-100	CURRENT YR RES FOR ENCUMBRANCE	(6,630,092.24)		
384-170-101	PRIOR YR RES FOR ENCUMBRANCE	3,865,694.83		
384-190-103	ACCUMULATED DEPRECIATION	(7,315,204.10)		
			40,247.92	
	TOTAL ASSETS			40,247.92
LIABILITIES				
384-200-104	ACCRUED INTEREST PAYALBE	0.00		
384-200-110	CURRENT YEAR ENCUMBRANCE	(6,575,688.24)		
384-200-111	PRIOR YEAR ENCUMBRANCE	3,811,290.83		
384-200-500	ACCOUNTS PAYABLE PENDING	219,452.83		
384-200-505	DUE TO OTHER FUNDS	0.00		
384-210-101	UNAMORT BOND PREMIUM	30,724.49		
384-230-103	5.44M COMB SERIES 2015(2.66M)	1,125,000.00		
384-230-115	CAPITAL LEASE PAYABLE-CURRENT	0.00		
384-230-120	CAP LEASE PAYABLE-NONCURRENT	144,729.14		
384-230-125	NOTES PAYABLE	815,834.57		
384-240-101	ACCRUED INTEREST PAYABLE	19,775.36		
	TOTAL LIABILITIES		(408,881.02)	
EQUITY				
384-270-100	FUND BALANCE	529,824.97		
	TOTAL BEGINNING EQUITY	529,824.97		
	TOTAL REVENUE	1,442,073.65		
	TOTAL EXPENSES	1,522,769.68		
	TOTAL INCREASE/(DECREASE) IN FUND BAL.	(80,696.03)		
	TOTAL EQUITY & FUND BALANCE		449,128.94	
	TOTAL LIABILITIES, EQUITY & FUND BALANCE			40,247.92

Attachment E

Sales Tax Tracking Report

Sales Tax Tracking (Total Amount) FY 2023-24

	2020-21 Actual	2021-22 Actual	2022-23 Actual	2023-24 Actual	2023-24 Estimated Amount	$ Difference from Actual to Est. Amt	% from Actual	$ Difference from Prior Year Amount	% from Pr. Yr. Actual
October	393,127	468,966	1,023,003	1,764,706	2,748,592	(983,886)	-35.8%	741,703	72.5%
November	482,805	581,787	1,242,415	1,428,563	2,866,008	(1,437,445)	-50.2%	186,148	15.0%
December	404,316	475,711	1,743,702	5,654,663	2,535,731	3,118,932	123.0%	3,910,961	224.3%
January	403,476	421,763	1,660,588	3,353,527	2,287,161	1,066,366	46.6%	1,692,939	101.9%
February	552,026	678,554	2,494,516	3,904,364	2,305,614	1,598,749	69.3%	1,409,847	56.5%
March	393,003	503,163	1,900,982	2,485,884	1,857,987	627,896	33.8%	584,902	30.8%
April	391,521	453,235	688,276	2,121,020	1,732,730	388,290	22.4%	1,432,744	208.2%
May	577,092	710,906	3,804,360	2,134,048	1,818,751	315,297	17.3%	(1,670,312)	-43.9%
June	493,430	612,055	2,176,802	1,569,566	1,608,504	(38,938)	-2.4%	(607,236)	-27.9%
July	442,382	849,121	1,964,244	1,606,989	1,435,929	171,059	11.9%	(357,256)	-18.2%
August	549,608	703,460	2,438,379	1,437,011	1,293,359	143,652	11.1%	(1,001,368)	-41.1%
Sept.	468,276	867,785	2,749,238	1,466,994	1,112,833	354,161	31.8%	(1,282,244)	-46.6%
	$ 5,551,064	**$ 7,326,507**	**$ 23,886,505**	**$ 28,927,334**	**$ 23,603,200**			**$ 5,040,829**	

Sales Tax Tracking (Taylor EDC Portion) FY 2023-24

	2020-21 Actual	2021-22 Actual	2022-23 Actual	2023-24 Actual
October	$ 98,282	$ 117,242	$ 255,751	$ 441,177
November	$ 120,701	$ 145,447	$ 310,604	$ 357,141
December	$ 101,079	$ 118,928	$ 435,926	$ 1,413,666
January	$ 100,869	$ 105,441	$ 415,147	$ 838,382
February	$ 138,007	$ 169,639	$ 623,629	$ 976,091
March	$ 98,251	$ 125,791	$ 475,245	$ 621,471
April	$ 97,880	$ 113,309	$ 172,069	$ 530,255
May	$ 144,273	$ 177,727	$ 951,090	$ 533,512
June	$ 123,358	$ 153,014	$ 544,201	$ 392,392
July	$ 110,595	$ 212,280	$ 491,061	$ 401,747
August	$ 137,402	$ 175,865	$ 609,595	$ 359,253
Sept.	$ 117,069	$ 216,946	$ 687,310	$ 366,748
	1,387,766	**1,831,627**	**5,971,626**	**7,231,834**

Sales Tax Tracking (City's Portion) FY 2023-24

	2020-21 Actual	2021-22 Actual	2022-23 Actual	2023-24 Actual	2023-24 Estimated Amount	$ Difference from Actual to Est. Amt	% from Actual	$ Difference from Prior Year Amount	% from Pr. Yr. Actual
October	294,845	351,725	767,252	1,323,530	2,061,444	(737,914)	-35.8%	556,278	72.5%
November	362,104	436,341	931,811	1,071,422	2,149,506	(1,078,084)	-50.2%	139,611	15.0%
December	303,237	356,784	1,307,777	4,240,997	1,901,798	2,339,199	123.0%	2,933,220	224.3%
January	302,607	316,322	1,245,441	2,515,145	1,715,371	799,775	46.6%	1,269,704	101.9%
February	414,020	508,916	1,870,887	2,928,273	1,729,211	1,199,062	69.3%	1,057,386	56.5%
March	294,752	377,372	1,425,736	1,864,413	1,393,490	470,922	33.8%	438,676	30.8%
April	293,641	339,926	516,207	1,590,765	1,299,548	291,217	22.4%	1,074,558	208.2%
May	432,819	533,180	2,853,270	1,600,536	1,364,063	236,472	17.3%	(1,252,734)	-43.9%
June	370,073	459,041	1,632,602	1,177,175	1,206,378	(29,203)	-2.4%	(455,427)	-27.9%
July	331,786	636,841	1,473,183	1,205,242	1,076,947	128,295	11.9%	(267,942)	-18.2%
August	412,206	527,595	1,828,784	1,077,759	970,019	107,739	11.1%	(751,026)	-41.1%
Sept.	351,207	650,839	2,061,929	1,100,245	834,625	265,621	31.8%	(961,683)	-46.6%

Cumulative Year -to- Date (City's Portion) FY 2023-24

	2020-21 Actual	2021-22 Actual	2022-23 Actual	2023-24 Actual	2023-24 Estimated Amount	$ Difference from Actual to Est. Amt	% from Actual	$ Difference from Prior Year Amount	% from Pr. Yr. Actual
October	294,845	351,725	767,252	1,323,530	2,061,444	(737,914)	-35.8%	556,278	72.5%
November	656,949	788,065	1,699,063	2,394,952	4,210,950	(1,815,998)	-43.1%	695,889	41.0%
December	960,186	1,144,849	3,006,840	6,635,949	6,112,749	523,201	8.6%	3,629,109	120.7%
January	1,262,794	1,461,171	4,252,281	9,151,095	7,828,119	1,322,975	16.9%	4,898,814	115.2%
February	1,676,813	1,970,087	6,123,168	12,079,367	9,557,330	2,522,037	26.4%	5,956,199	97.3%
March	1,971,566	2,347,459	7,548,905	13,943,780	10,950,820	2,992,960	27.3%	6,394,876	84.7%
April	2,265,207	2,687,385	8,065,111	15,534,545	12,250,368	3,284,177	26.8%	7,469,433	92.6%
May	2,698,026	3,220,565	10,918,381	17,135,081	13,614,431	3,520,649	25.9%	6,216,699	56.9%
June	3,068,099	3,679,606	12,550,983	18,312,255	14,820,809	3,491,446	23.6%	5,761,273	45.9%
July	3,399,885	4,316,447	14,024,166	19,517,497	15,897,756	3,619,741	22.8%	5,493,331	39.2%
August	3,812,091	4,844,041	15,852,950	20,595,256	16,867,776	3,727,480	22.1%	4,742,305	29.9%
Sept.	4,163,298	5,494,880	17,914,879	21,695,501	17,702,400	3,993,101	22.6%	3,780,622	21.1%
% Y-T-D Increase over prior year	12.0%	32.0%	226.0%						

Attachment F

Quarterly Investment Report

CITY OF TAYLOR

Quarterly Investment Report

AS OF SEPTEMBER 30, 2024

MEEDER

PUBLIC FUNDS

OBSERVATIONS AND EXPECTATIONS

MEEDER PUBLIC FUNDS

- Fed Chair Jay Powell telegraphed a September 18th rate cut during a recent speech
- The labor market is softening with continuing unemployment claims rising
- Some are expecting inflation to reaccelerate significantly, we are not
- Intermediate-term interest rates have declined materially the past few months

The September Rate Cut

- At the Fed's annual economic symposium in Jackson Hole, Chair Powell stated, "the time has come for policy to adjust".
- Powell also said, "our restrictive monetary policy helped restore balance between aggregate supply and demand".

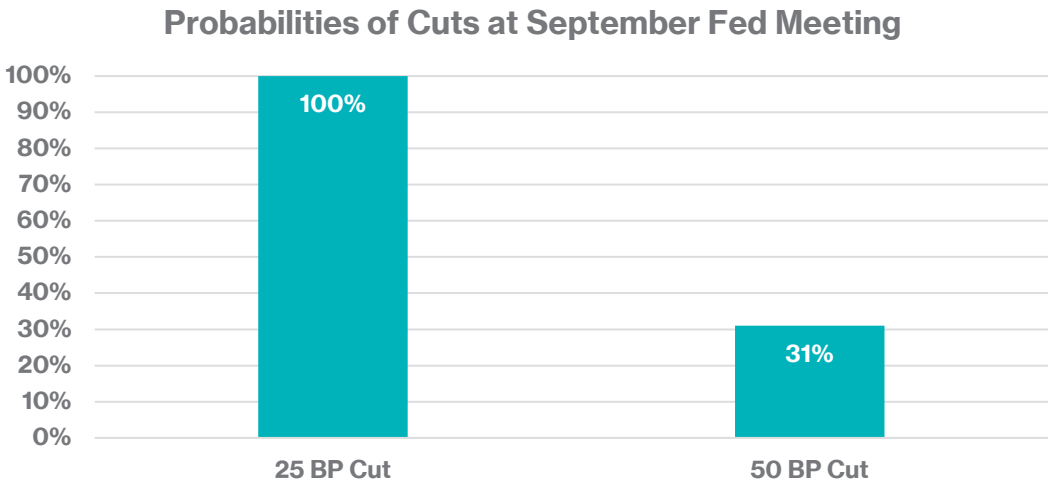

SOURCES: FEDERAL RESERVE, BLOOMBERG, CME AS OF 8/30/24

Continuing Claims Show a Softening in the Labor Market

MEEDER PUBLIC FUNDS

- Continuing claims track the number of U.S. residents filing for ongoing unemployment benefits in a given week.
- It measures ongoing unemployment benefits, which contrasts with initial claims, that track new filings for benefits.
- After remaining fairly steady for about a year, continuing claims have been moving higher the past few months.

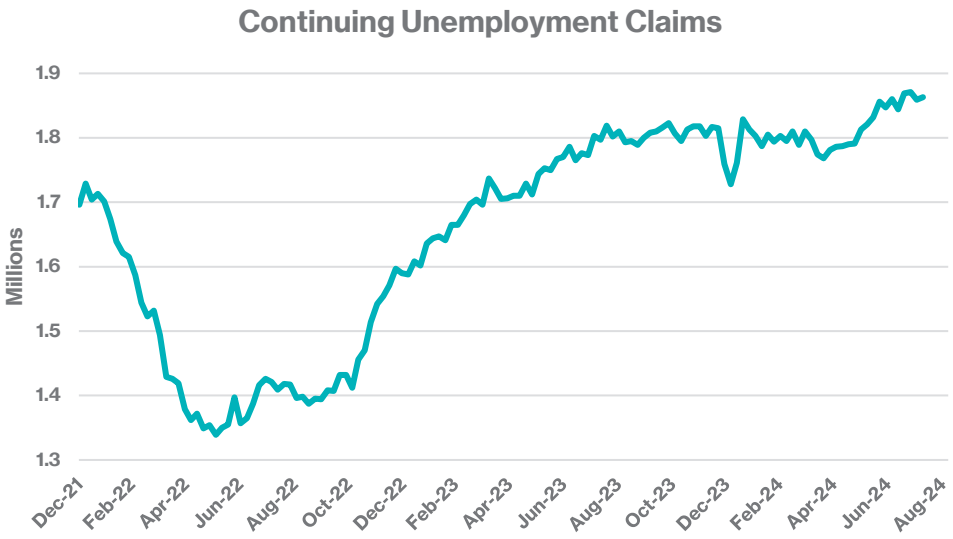

SOURCES: BLOOMBERG, DEPARTMENT OF LABOR

A High Inflation Repeat?

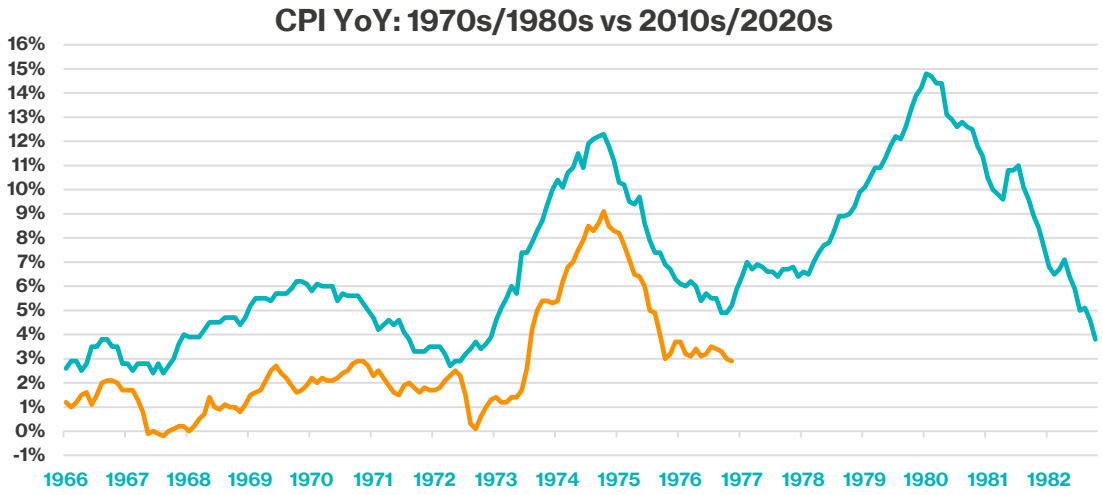

- Some market pundits believe inflation will follow a similar pattern as it did in the 1970s/80s and have a resurgence to higher levels.
- We don't expect that to happen due to the significantly different factors occurring now versus the 1970s/80s, such as demographics and technology.

SOURCES: BLOOMBERG, BUREAU OF ECONOMIC ANALYSIS

Intermediate-Term Rates Declined Meaningfully the Past Few Months

MEEDER PUBLIC FUNDS

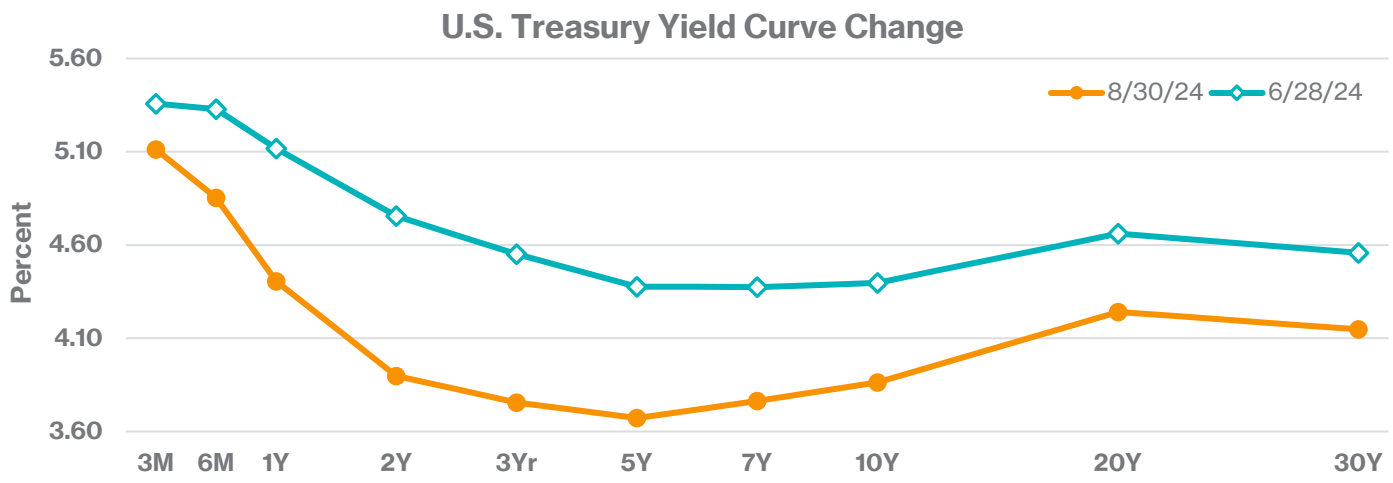

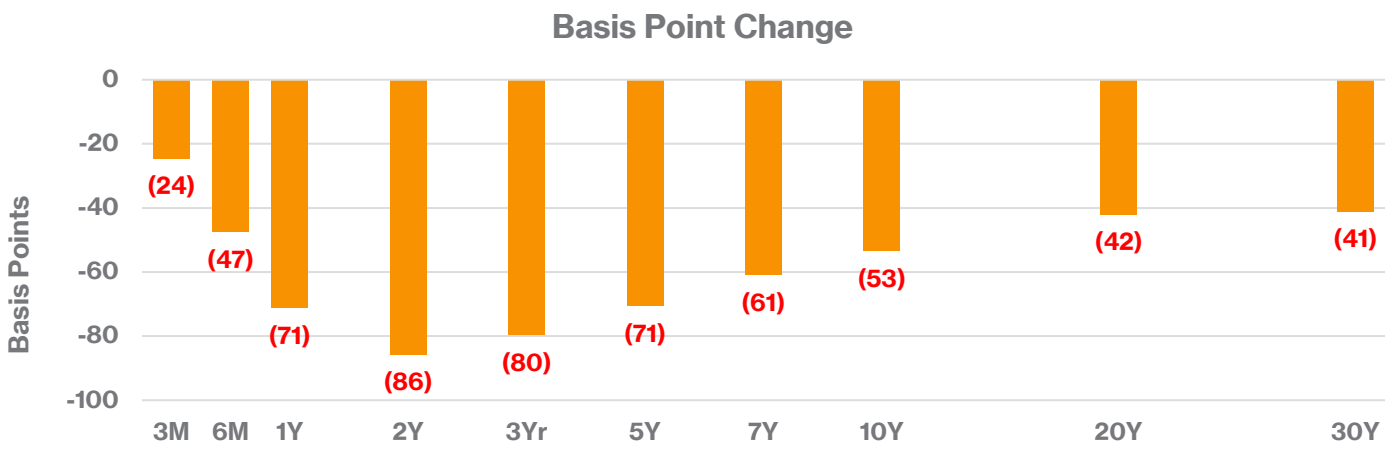

SOURCE: BLOOMBERG

MEEDER PUBLIC FUNDS

Compliance Certification

The undersigned acknowledge they have reviewed this quarterly investment report for the period ending September 30, 2024. Officials designated as investment officers by this entity's Investment Policy attest that all investments comply with the Texas Public Funds Investment Act and this entity's Investment Policy.

Jeffrey Wood, Finance Director

Lindsay Strothman, Senior Accountant

MEEDER PUBLIC FUNDS

Contents

Portfolio Statistics	7
Quarterly Portfolio Summary	8
Quarterly Portfolio Summary By Fund	9
Portfolio Overview	10
Summary by Type	11
Position Statement	13
Cash Reconciliation Report	18
Transaction Statement	19
Amortization Schedule	20
Accrued Interest Schedule	21
Earnings by Fund	24
Projected Cashflows	27
Change in Value	28

MEEDER PUBLIC FUNDS

Portfolio Statistics

5.03
Weighted Average Yield to Maturity

0.01
Weighted Average Maturity (Years)

0.49
Portfolio Effective Duration (Years)

0.01
Weighted Average Life (Years)

AAA
Average Credit Rating

Portfolio Position

Par Value	$145,456,419
Principal Cost	$145,404,884
Book Value	$145,422,021
Market Value	$145,422,876
Unrealized Gain/Loss	$855
Accrued Interest	$29,116

Maturity Distribution

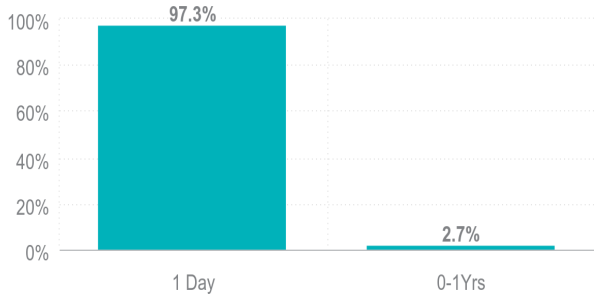

Sector Allocation

LGIP	97.26%
U.S. Agencies	2.06%
Commercial Paper	0.67%
Money Market Funds	0.01%

MEEDER PUBLIC FUNDS

Quarterly Portfolio Summary

This quarterly report is prepared in compliance with the Investment Policy and the Strategy of this entity and the Public Funds Investment Act (Chapter 2256, Texas Government Code).

Portfolio as of June 30, 2024

BEGINNING BOOK VALUE	$152,236,505.29
BEGINNING MARKET VALUE	$152,212,248.75
UNREALIZED GAIN/(LOSS)	($24,256.54)
WEIGHTED AVERAGE MATURITY (YEARS)	0.02
WEIGHTED AVERAGE YIELD	5.35

Portfolio as of September 30, 2024

ENDING BOOK VALUE	$145,422,020.78
ENDING MARKET VALUE	$145,422,876.18
INVESTMENT INCOME FOR THE PERIOD	$1,981,938.42
UNREALIZED GAIN/(LOSS)	$855.40
CHANGE IN UNREALIZED GAIN/(LOSS)	$25,111.94
WEIGHTED AVERAGE MATURITY (YEARS)	0.01
WEIGHTED AVERAGE YIELD	5.03

MEEDER PUBLIC FUNDS

Quarterly Portfolio Summary By Fund

PORTFOLIO MARKET VALUE BY FUND	06/30/2024	09/30/2024	CHANGE	INTEREST EARNED
2019 BOND FUND	703,122.25	649,698.71	-53,423.54	9,040.46
2022 DEBT NON-TAX SUPPORTED	5,669,350.70	5,625,766.21	-43,584.49	76,509.61
2022 DEBT TAX SUPPORTED	6,382,093.52	5,265,592.75	-1,116,500.77	82,067.72
2022 TAX SUPPORTED LIMITED TAX	5,708,403.50	5,300,434.84	-407,968.66	75,004.72
2023A TAX & REVENUE CO	54,476,767.50	54,728,371.15	251,603.65	741,248.77
2024 DNTS	9,052,194.92	9,175,686.87	123,491.95	123,491.95
2024 DTS	20,603,801.41	20,002,768.68	-601,032.73	280,985.90
AIRPORT FUND	722,458.22	732,080.11	9,621.89	9,621.89
CEMETERY PERMANENT FUND	1,054,986.47	64,066.70	-990,919.77	1,631.90
FLEET REPLACEMENT FUND	238,941.02	242,115.19	3,174.17	3,174.17
GENERAL FUND	43,229,605.92	39,764,814.86	-3,464,791.06	526,856.66
SPECIAL REV-TAX INCREMENT FUND	1,836,694.26	1,250,984.07	-585,710.19	17,517.81
UTILITY FUND	2,533,829.06	2,620,496.04	86,666.98	34,786.86
TOTAL	**152,212,248.75**	**145,422,876.18**	**-6,789,372.57**	**1,981,938.42**

MEEDER PUBLIC FUNDS

Portfolio Overview

SECURITY TYPE	PAR VALUE	MARKET VALUE	BOOK VALUE	% OF PORTFOLIO	DAYS TO MATURITY	YIELD
LGIP	141,444,118.66	141,444,118.66	141,444,118.66	97.26%	1	5.04
Money Market Funds	12,300.56	12,300.56	12,300.56	0.01%	1	0.40
Commercial Paper	1,000,000.00	970,256.96	970,256.96	0.67%	249	4.44
U.S. Agencies	3,000,000.00	2,996,200.00	2,995,344.60	2.06%	161	4.79
TOTAL	**145,456,419.22**	**145,422,876.18**	**145,422,020.78**	**100.00%**	**6**	**5.03**

CASH AND ACCRUED INTEREST						
Purchased Accrued Interest		0.00	0.00			
TOTAL CASH AND INVESTMENTS	**145,456,419.22**	**145,422,876.18**	**145,422,020.78**		**6**	**5.03**

TOTAL EARNINGS

CURRENT QUARTER
1,981,938.42

MEEDER PUBLIC FUNDS

Summary by Type

SECURITY TYPE	# OF SECURITIES	PAR VALUE	BOOK VALUE	% OF PORTFOLIO	YIELD	DAYS TO FINAL MATURITY
2019 BOND FUND						
LGIP	1	649,698.71	649,698.71	0.45	4.93	1
TOTAL	**1**	**649,698.71**	**649,698.71**	**0.45**	**4.93**	**1**
2022 DEBT NON-TAX SUPPORTED						
LGIP	1	5,625,766.21	5,625,766.21	3.87	5.06	1
TOTAL	**1**	**5,625,766.21**	**5,625,766.21**	**3.87**	**5.06**	**1**
2022 DEBT TAX SUPPORTED						
LGIP	1	5,265,592.75	5,265,592.75	3.62	5.06	1
TOTAL	**1**	**5,265,592.75**	**5,265,592.75**	**3.62**	**5.06**	**1**
2022 TAX SUPPORTED LIMITED TAX						
LGIP	1	5,300,434.84	5,300,434.84	3.64	5.06	1
TOTAL	**1**	**5,300,434.84**	**5,300,434.84**	**3.64**	**5.06**	**1**
2023A TAX & REVENUE CO						
LGIP	1	54,728,371.15	54,728,371.15	37.63	5.06	1
TOTAL	**1**	**54,728,371.15**	**54,728,371.15**	**37.63**	**5.06**	**1**
2024 DNTS						
LGIP	1	9,175,686.87	9,175,686.87	6.31	5.06	1
TOTAL	**1**	**9,175,686.87**	**9,175,686.87**	**6.31**	**5.06**	**1**
2024 DTS						
LGIP	1	20,002,768.68	20,002,768.68	13.75	5.06	1
TOTAL	**1**	**20,002,768.68**	**20,002,768.68**	**13.75**	**5.06**	**1**
AIRPORT FUND						

MEEDER PUBLIC FUNDS

Summary by Type

SECURITY TYPE	# OF SECURITIES	PAR VALUE	BOOK VALUE	% OF PORTFOLIO	YIELD	DAYS TO FINAL MATURITY
LGIP	1	732,080.11	732,080.11	0.50	4.98	1
TOTAL	**1**	**732,080.11**	**732,080.11**	**0.50**	**4.98**	**1**
CEMETERY PERMANENT FUND						
LGIP	3	64,066.70	64,066.70	0.04	4.93	1
TOTAL	**3**	**64,066.70**	**64,066.70**	**0.04**	**4.93**	**1**
FLEET REPLACEMENT FUND						
LGIP	1	242,115.19	242,115.19	0.17	4.93	1
TOTAL	**1**	**242,115.19**	**242,115.19**	**0.17**	**4.93**	**1**
GENERAL FUND						
LGIP	3	35,786,057.34	35,786,057.34	24.60	4.99	1
Money Market Funds	1	12,300.56	12,300.56	0.01	0.40	1
Commercial Paper	2	1,000,000.00	970,256.96	0.67	4.44	249
U.S. Agencies	3	3,000,000.00	2,995,344.60	2.08	4.79	161
TOTAL	**9**	**39,798,357.90**	**39,763,959.46**	**27.34**	**4.96**	**19**
SPECIAL REV-TAX INCREMENT FUND						
LGIP	1	1,250,984.07	1,250,984.07	0.86	4.98	1
TOTAL	**1**	**1,250,984.07**	**1,250,984.07**	**0.86**	**4.98**	**1**
UTILITY FUND						
LGIP	2	2,620,496.04	2,620,496.04	1.80	5.01	1
TOTAL	**2**	**2,620,496.04**	**2,620,496.04**	**1.80**	**5.01**	**1**
GRAND TOTAL	**24**	**145,456,419.22**	**145,422,020.78**	**100.00**	**5.03**	**6**

MEEDER PUBLIC FUNDS

Position Statement

CUSIP	DESCRIPTION	TRADE DATE SETTLE DATE	PAR VALUE	PRINCIPAL COST PURCHASED INTEREST	TOTAL COST	YIELD TO MATURITY	MATURITY DATE	DAYS TO MATURITY	MARKET PRICE MARKET VALUE	UNREALIZED GAIN/LOSS BOOK VALUE	% OF MV	MOODY'S S&P RATING
2019 BOND FUND												
LGIP												
TEXSTAR	TexSTAR	09/30/2024 09/30/2024	649,698.71	649,698.71 0.00	649,698.71	4.93		1	1.00 649,698.71	0.00 649,698.71	0.45	AAA
LGIP TOTAL			**649,698.71**	**649,698.71 0.00**	**649,698.71**	**4.93**		**1**	**1.00 649,698.71**	**0.00 649,698.71**	**0.45**	**AAA**
2019 BOND FUND TOTAL			**649,698.71**	**649,698.71 0.00**	**649,698.71**	**4.93**		**1**	**649,698.71**	**0.00 649,698.71**	**0.45**	**AAA**
2022 DEBT NON-TAX SUPPORTED												
LGIP												
TXCLASS	Texas CLASS	09/30/2024 09/30/2024	5,625,766.21	5,625,766.21 0.00	5,625,766.21	5.06		1	1.00 5,625,766.21	0.00 5,625,766.21	3.87	AAA
LGIP TOTAL			**5,625,766.21**	**5,625,766.21 0.00**	**5,625,766.21**	**5.06**		**1**	**1.00 5,625,766.21**	**0.00 5,625,766.21**	**3.87**	**AAA**
2022 DEBT NON-TAX SUPPORTED TOTAL			**5,625,766.21**	**5,625,766.21 0.00**	**5,625,766.21**	**5.06**		**1**	**5,625,766.21**	**0.00 5,625,766.21**	**3.87**	**AAA**
2022 DEBT TAX SUPPORTED												
LGIP												
TXCLASS	Texas CLASS	09/30/2024 09/30/2024	5,265,592.75	5,265,592.75 0.00	5,265,592.75	5.06		1	1.00 5,265,592.75	0.00 5,265,592.75	3.62	AAA
LGIP TOTAL			**5,265,592.75**	**5,265,592.75 0.00**	**5,265,592.75**	**5.06**		**1**	**1.00 5,265,592.75**	**0.00 5,265,592.75**	**3.62**	**AAA**
2022 DEBT TAX SUPPORTED TOTAL			**5,265,592.75**	**5,265,592.75 0.00**	**5,265,592.75**	**5.06**		**1**	**5,265,592.75**	**0.00 5,265,592.75**	**3.62**	**AAA**
2022 TAX SUPPORTED LIMITED TAX												
LGIP												
TXCLASS	Texas CLASS	09/30/2024 09/30/2024	5,300,434.84	5,300,434.84 0.00	5,300,434.84	5.06		1	1.00 5,300,434.84	0.00 5,300,434.84	3.64	AAA
LGIP TOTAL			**5,300,434.84**	**5,300,434.84 0.00**	**5,300,434.84**	**5.06**		**1**	**1.00 5,300,434.84**	**0.00 5,300,434.84**	**3.64**	**AAA**

MEEDER PUBLIC FUNDS

Position Statement

CUSIP	DESCRIPTION	TRADE DATE SETTLE DATE	PAR VALUE	PRINCIPAL COST PURCHASED INTEREST	TOTAL COST	YIELD TO MATURITY	MATURITY DATE	DAYS TO MATURITY	MARKET PRICE MARKET VALUE	UNREALIZED GAIN/LOSS BOOK VALUE	% OF MV	MOODY'S S&P RATING
2022 TAX SUPPORTED LIMITED TAX TOTAL			5,300,434.84	5,300,434.84 0.00	5,300,434.84	5.06		1	5,300,434.84	0.00 5,300,434.84	3.64	AAA
2023A TAX & REVENUE CO												
LGIP												
TXCLASS	Texas CLASS	09/30/2024 09/30/2024	54,728,371.15	54,728,371.15 0.00	54,728,371.15	5.06		1	1.00 54,728,371.15	0.00 54,728,371.15	37.63	AAA
LGIP TOTAL			**54,728,371.15**	**54,728,371.15 0.00**	**54,728,371.15**	**5.06**		**1**	**1.00 54,728,371.15**	**0.00 54,728,371.15**	**37.63**	**AAA**
2023A TAX & REVENUE CO TOTAL			54,728,371.15	54,728,371.15 0.00	54,728,371.15	5.06		1	54,728,371.15	0.00 54,728,371.15	37.63	AAA
2024 DNTS												
LGIP												
TXCLASS	Texas CLASS	09/30/2024 09/30/2024	9,175,686.87	9,175,686.87 0.00	9,175,686.87	5.06		1	1.00 9,175,686.87	0.00 9,175,686.87	6.31	AAA
LGIP TOTAL			**9,175,686.87**	**9,175,686.87 0.00**	**9,175,686.87**	**5.06**		**1**	**1.00 9,175,686.87**	**0.00 9,175,686.87**	**6.31**	**AAA**
2024 DNTS TOTAL			9,175,686.87	9,175,686.87 0.00	9,175,686.87	5.06		1	9,175,686.87	0.00 9,175,686.87	6.31	AAA
2024 DTS												
LGIP												
TXCLASS	Texas CLASS	09/30/2024 09/30/2024	20,002,768.68	20,002,768.68 0.00	20,002,768.68	5.06		1	1.00 20,002,768.68	0.00 20,002,768.68	13.75	AAA
LGIP TOTAL			**20,002,768.68**	**20,002,768.68 0.00**	**20,002,768.68**	**5.06**		**1**	**1.00 20,002,768.68**	**0.00 20,002,768.68**	**13.75**	**AAA**
2024 DTS TOTAL			20,002,768.68	20,002,768.68 0.00	20,002,768.68	5.06		1	20,002,768.68	0.00 20,002,768.68	13.75	AAA
AIRPORT FUND												
LGIP												

MEEDER PUBLIC FUNDS

Position Statement

CUSIP	DESCRIPTION	TRADE DATE SETTLE DATE	PAR VALUE	PRINCIPAL COST PURCHASED INTEREST	TOTAL COST	YIELD TO MATURITY	MATURITY DATE	DAYS TO MATURITY	MARKET PRICE MARKET VALUE	UNREALIZED GAIN/LOSS BOOK VALUE	% OF MV	MOODY'S S&P RATING
TEXPOOL	TexPool	09/30/2024 09/30/2024	732,080.11	732,080.11 0.00	732,080.11	4.98		1	1.00 732,080.11	0.00 732,080.11	0.50	AAA
LGIP TOTAL			**732,080.11**	**732,080.11 0.00**	**732,080.11**	**4.98**		**1**	**1.00 732,080.11**	**0.00 732,080.11**	**0.50**	**AAA**
AIRPORT FUND TOTAL			**732,080.11**	**732,080.11 0.00**	**732,080.11**	**4.98**		**1**	**732,080.11**	**0.00 732,080.11**	**0.50**	**AAA**
CEMETERY PERMANENT FUND												
LGIP												
TEXSTAR	TexSTAR	09/30/2024 09/30/2024	62,696.00	62,696.00 0.00	62,696.00	4.93		1	1.00 62,696.00	0.00 62,696.00	0.04	AAA
TXCLASS	Texas CLASS	09/30/2024 09/30/2024	968.49	968.49 0.00	968.49	5.06		1	1.00 968.49	0.00 968.49	0.00	AAA
TEXPOOL	TexPool	09/30/2024 09/30/2024	402.21	402.21 0.00	402.21	4.98		1	1.00 402.21	0.00 402.21	0.00	AAA
LGIP TOTAL			**64,066.70**	**64,066.70 0.00**	**64,066.70**	**4.93**		**1**	**1.00 64,066.70**	**0.00 64,066.70**	**0.04**	**AAA**
CEMETERY PERMANENT FUND TOTAL			**64,066.70**	**64,066.70 0.00**	**64,066.70**	**4.93**		**1**	**64,066.70**	**0.00 64,066.70**	**0.04**	**AAA**
FLEET REPLACEMENT FUND												
LGIP												
TEXSTAR	TexSTAR	09/30/2024 09/30/2024	242,115.19	242,115.19 0.00	242,115.19	4.93		1	1.00 242,115.19	0.00 242,115.19	0.17	AAA
LGIP TOTAL			**242,115.19**	**242,115.19 0.00**	**242,115.19**	**4.93**		**1**	**1.00 242,115.19**	**0.00 242,115.19**	**0.17**	**AAA**
FLEET REPLACEMENT FUND TOTAL			**242,115.19**	**242,115.19 0.00**	**242,115.19**	**4.93**		**1**	**242,115.19**	**0.00 242,115.19**	**0.17**	**AAA**
GENERAL FUND												
LGIP												
TXCLASS	Texas CLASS	09/30/2024 09/30/2024	3,699,898.35	3,699,898.35 0.00	3,699,898.35	5.06		1	1.00 3,699,898.35	0.00 3,699,898.35	2.54	AAA
TEXPOOL	TexPool	09/30/2024 09/30/2024	31,108,778.87	31,108,778.87 0.00	31,108,778.87	4.98		1	1.00 31,108,778.87	0.00 31,108,778.87	21.39	AAA

MEEDER PUBLIC FUNDS

Position Statement

CUSIP	DESCRIPTION	TRADE DATE SETTLE DATE	PAR VALUE	PRINCIPAL COST PURCHASED INTEREST	TOTAL COST	YIELD TO MATURITY	MATURITY DATE	DAYS TO MATURITY	MARKET PRICE MARKET VALUE	UNREALIZED GAIN/LOSS BOOK VALUE	% OF MV	MOODY'S S&P RATING
TEXSTAR	TexSTAR	09/30/2024 09/30/2024	977,380.12	977,380.12 0.00	977,380.12	4.93		1	1.00 977,380.12	0.00 977,380.12	0.67	AAA
LGIP TOTAL			**35,786,057.34**	**35,786,057.34 0.00**	**35,786,057.34**	**4.99**		**1**	**1.00 35,786,057.34**	**0.00 35,786,057.34**	**24.61**	**AAA**
MONEY MARKET FUNDS												
60618	City National Bank MMF - Public Funds	09/30/2024 09/30/2024	12,300.56	12,300.56 0.00	12,300.56	0.40		1	1.00 12,300.56	0.00 12,300.56	0.01	NA
MONEY MARKET FUNDS TOTAL			**12,300.56**	**12,300.56 0.00**	**12,300.56**	**0.40**		**1**	**1.00 12,300.56**	**0.00 12,300.56**	**0.01**	**NA**
COMMERCIAL PAPER												
62479LT62	MUFG BANK NY 06/06/25	09/11/2024 09/11/2024	300,000.00	290,357.50 0.00	290,357.50	4.44	06/06/2025	249	97.03 291,077.09	(0.00) 291,077.09	0.20	P-1
62479LT62	MUFG BANK NY 06/06/25	09/11/2024 09/11/2024	700,000.00	677,500.83 0.00	677,500.83	4.44	06/06/2025	249	97.03 679,179.87	0.00 679,179.87	0.47	P-1
COMMERCIAL PAPER TOTAL			**1,000,000.00**	**967,858.33 0.00**	**967,858.33**	**4.44**		**249**	**97.03 970,256.96**	**0.00 970,256.96**	**0.67**	**A-1+**
U.S. AGENCIES												
3130ATUR6	FHLBANKS 4.625 12/13/24	06/28/2023 06/30/2023	1,000,000.00	993,035.38 0.00	993,035.38	5.13	12/13/2024	74	99.96 999,550.00	508.11 999,041.89	0.69	Aaa AA+
3130AUZC1	FHLBANKS 4.625 03/14/25	03/10/2023 03/14/2023	1,000,000.00	995,701.21 0.00	995,701.21	4.85	03/14/2025	165	100.00 1,000,040.00	1,007.99 999,032.01	0.69	Aaa AA+
3130AVYU0	FHLBANKS 3.950 06/02/25	06/01/2023 06/05/2023	1,000,000.00	991,870.00 0.00	991,870.00	4.38	06/02/2025	245	99.66 996,610.00	(660.70) 997,270.70	0.69	Aaa AA+
U.S. AGENCIES TOTAL			**3,000,000.00**	**2,980,606.59 0.00**	**2,980,606.59**	**4.79**		**161**	**99.87 2,996,200.00**	**855.40 2,995,344.60**	**2.06**	**AA+**
GENERAL FUND TOTAL			**39,798,357.90**	**39,746,822.82 0.00**	**39,746,822.82**	**4.96**		**19**	**39,764,814.86**	**855.40 39,763,959.46**	**27.34**	**AAA**
SPECIAL REV-TAX INCREMENT FUND												
LGIP												
TEXPOOL	TexPool	09/30/2024 09/30/2024	1,250,984.07	1,250,984.07 0.00	1,250,984.07	4.98		1	1.00 1,250,984.07	0.00 1,250,984.07	0.86	AAA
LGIP TOTAL			**1,250,984.07**	**1,250,984.07 0.00**	**1,250,984.07**	**4.98**		**1**	**1.00 1,250,984.07**	**0.00 1,250,984.07**	**0.86**	**AAA**
SPECIAL REV-TAX INCREMENT FUND TOTAL			**1,250,984.07**	**1,250,984.07 0.00**	**1,250,984.07**	**4.98**		**1**	**1,250,984.07**	**0.00 1,250,984.07**	**0.86**	**AAA**

MEEDER PUBLIC FUNDS

Position Statement

CUSIP	DESCRIPTION	TRADE DATE SETTLE DATE	PAR VALUE	PRINCIPAL COST PURCHASED INTEREST	TOTAL COST	YIELD TO MATURITY	MATURITY DATE	DAYS TO MATURITY	MARKET PRICE MARKET VALUE	UNREALIZED GAIN/LOSS BOOK VALUE	% OF MV	MOODY'S S&P RATING
UTILITY FUND												
LGIP												
TXCLASS	Texas CLASS	09/30/2024 09/30/2024	1,142,007.52	1,142,007.52 0.00	1,142,007.52	5.06		1	1.00 1,142,007.52	0.00 1,142,007.52	0.79	AAA
TEXPOOL	TexPool	09/30/2024 09/30/2024	1,478,488.52	1,478,488.52 0.00	1,478,488.52	4.98		1	1.00 1,478,488.52	0.00 1,478,488.52	1.02	AAA
LGIP TOTAL			**2,620,496.04**	**2,620,496.04 0.00**	**2,620,496.04**	**5.01**		**1**	**1.00 2,620,496.04**	**0.00 2,620,496.04**	**1.80**	**AAA**
UTILITY FUND TOTAL			**2,620,496.04**	**2,620,496.04 0.00**	**2,620,496.04**	**5.01**		**1**	**2,620,496.04**	**0.00 2,620,496.04**	**1.80**	**AAA**
GRAND TOTAL			**145,456,419.22**	**145,404,884.14 0.00**	**145,404,884.14**	**5.03**		**6**	**145,422,876.18**	**855.40 145,422,020.78**	**100.00**	**AAA**

MEEDER PUBLIC FUNDS

Cash Reconciliation Report

CEMETERY PERMANENT FUND

POST DATE	IDENTIFIER	DESCRIPTION	PAR VALUE	FINAL MATURITY	PRINCIPAL	AMOUNT
COUPON						
08/28/2024	3130ANNS5	FEDERAL HOME LOAN BANKS 0.5 08/28/2024	0.00	08/28/2024	0.00	2,500.00
COUPON TOTAL			**0.00**		**0.00**	**2,500.00**

POST DATE	IDENTIFIER	DESCRIPTION	PAR VALUE	FINAL MATURITY	PRINCIPAL	AMOUNT
MATURITY						
08/28/2024	3130ANNS5	FEDERAL HOME LOAN BANKS 0.5 08/28/2024	-1,000,000.00	08/28/2024	-1,000,000.00	1,000,000.00
MATURITY TOTAL			**-1,000,000.00**		**-1,000,000.00**	**1,000,000.00**

GENERAL FUND

POST DATE	IDENTIFIER	DESCRIPTION	PAR VALUE	FINAL MATURITY	PRINCIPAL	AMOUNT
BUY						
09/11/2024	62479LT62	MUFG BANK NY 06/06/25	300,000.00	06/06/2025	290,357.50	-290,357.50
09/11/2024	62479LT62	MUFG BANK NY 06/06/25	700,000.00	06/06/2025	677,500.83	-677,500.83
BUY TOTAL			**1,000,000.00**		**967,858.33**	**-967,858.33**

POST DATE	IDENTIFIER	DESCRIPTION	PAR VALUE	FINAL MATURITY	PRINCIPAL	AMOUNT
COUPON						
07/01/2024	9128286Z8	UNITED STATES TREASURY 1.75 06/30/2024	0.00	06/30/2024	0.00	8,750.00
09/13/2024	3130AVB84	FEDERAL HOME LOAN BANKS 5.25 09/13/2024	0.00	09/13/2024	0.00	26,250.00
09/16/2024	3130AUZC1	FHLBANKS 4.625 03/14/25	0.00	03/14/2025	0.00	23,125.00
COUPON TOTAL			**0.00**		**0.00**	**58,125.00**

POST DATE	IDENTIFIER	DESCRIPTION	PAR VALUE	FINAL MATURITY	PRINCIPAL	AMOUNT
MATURITY						
06/30/2024	9128286Z8	UNITED STATES TREASURY 1.75 06/30/2024	-1,000,000.00	06/30/2024	-1,000,000.00	1,000,000.00
09/13/2024	3130AVB84	FEDERAL HOME LOAN BANKS 5.25 09/13/2024	-1,000,000.00	09/13/2024	-1,000,000.00	1,000,000.00
MATURITY TOTAL			**-2,000,000.00**		**-2,000,000.00**	**2,000,000.00**

MEEDER PUBLIC FUNDS

Transaction Statement

GENERAL FUND

	TRADE DATE	SETTLE DATE	CUSIP	DESCRIPTION	PAR VALUE	PRINCIPAL COST	PURCHASED INTEREST	TOTAL	PURCHASE YIELD
BUY									
	09/11/2024	09/11/2024	62479LT62	MUFG BANK NY 06/06/25	300,000.00	290,357.50	0.00	(290,357.50)	4.44
	09/11/2024	09/11/2024	62479LT62	MUFG BANK NY 06/06/25	700,000.00	677,500.83	0.00	(677,500.83)	4.44
BUY TOTAL					**1,000,000.00**	**967,858.33**	**0.00**	**(967,858.33)**	**4.44**

	TRADE DATE	SETTLE DATE	CUSIP	DESCRIPTION	PAR VALUE	BOOK VALUE	TOTAL	NET REALIZED GAIN/LOSS
MATURITY								
	06/30/2024	07/01/2024	9128286Z8	UNITED STATES TREASURY 1.75 06/30/2024			1,000,000.00	
	09/13/2024	09/13/2024	3130AVB84	FEDERAL HOME LOAN BANKS 5.25 09/13/2024	(1,000,000.00)	1,000,000.00	1,000,000.00	0.00
MATURITY TOTAL					**(2,000,000.00)**	**2,000,000.00**	**2,000,000.00**	**0.00**

CEMETERY PERMANENT FUND

	TRADE DATE	SETTLE DATE	CUSIP	DESCRIPTION	PAR VALUE	BOOK VALUE	TOTAL	NET REALIZED GAIN/LOSS
MATURITY								
	08/28/2024	08/28/2024	3130ANNS5	FEDERAL HOME LOAN BANKS 0.5 08/28/2024	(1,000,000.00)	1,000,000.00	1,000,000.00	0.00
MATURITY TOTAL					**(1,000,000.00)**	**1,000,000.00**	**1,000,000.00**	**0.00**

MEEDER PUBLIC FUNDS

Amortization Schedule

CUSIP	DESCRIPTION	PAR VALUE	PRINCIPAL COST	ORIGINAL PREMIUM OR DISCOUNT	BEGINNING BOOK VALUE	CURRENT PERIOD AMORT	ENDING BOOK VALUE	TOTAL AMORTIZATION	UNAMORTIZED BALANCE
CEMETERY PERMANENT FUND									
3130ANNS5	FEDERAL HOME LOAN BANKS 0.5 08/28/2024	1,000,000.00	1,000,000.00	0.00	1,000,000.00	0.00	0.00	0.00	0.00
TOTAL		**1,000,000.00**	**1,000,000.00**	**0.00**	**1,000,000.00**	**0.00**	**0.00**	**0.00**	**0.00**
GENERAL FUND									
3130AVB84	FEDERAL HOME LOAN BANKS 5.25 09/13/2024	1,000,000.00	1,009,900.00	9,900.00	1,001,381.52	(1,381.52)	0.00	(9,900.00)	0.00
3130AVYU0	FHLBANKS 3.950 06/02/25	1,000,000.00	991,870.00	(8,130.00)	996,241.61	1,029.08	997,270.70	5,400.70	(2,729.30)
3130AUZC1	FHLBANKS 4.625 03/14/25	1,000,000.00	995,701.21	(4,298.79)	998,488.99	543.02	999,032.01	3,330.80	(967.99)
3130ATUR6	FHLBANKS 4.625 12/13/24	1,000,000.00	993,035.38	(6,964.62)	997,834.41	1,207.48	999,041.89	6,006.51	(958.11)
62479LT62	MUFG BANK NY 06/06/25	700,000.00	677,500.83	(22,499.17)	0.00	1,679.04	679,179.87	1,679.04	(20,820.13)
62479LT62	MUFG BANK NY 06/06/25	300,000.00	290,357.50	(9,642.50)	0.00	719.59	291,077.09	719.59	(8,922.91)
TOTAL		**5,000,000.00**	**4,958,364.92**	**(51,535.08)**	**3,993,946.54**	**3,796.69**	**3,965,601.56**	**7,236.64**	**(34,398.44)**
GRAND TOTAL		**6,000,000.00**	**5,958,364.92**	**(51,535.08)**	**4,993,946.54**	**3,796.69**	**3,965,601.56**	**7,236.64**	**(34,398.44)**

MEEDER PUBLIC FUNDS

Accrued Interest Schedule

IDENTIFIER	DESCRIPTION	SETTLE DATE	PAR VALUE	PRINCIPAL COST	BEGINNING ACCRUED INTEREST	PURCHASED INTEREST	CURRENT PERIOD ACCRUAL	INTEREST RECEIVED	ENDING ACCRUED INTEREST
2019 BOND FUND									
TEXSTAR	TexSTAR	2024-09-30	649,698.71	649,698.71	0.00	0.00	9,040.46	9,040.46	0.00
TOTAL			**649,698.71**	**649,698.71**	**0.00**	**0.00**	**9,040.46**	**9,040.46**	**0.00**
2022 DEBT NON-TAX SUPPORTED									
TXCLASS	Texas CLASS	2024-09-30	5,625,766.21	5,625,766.21	0.00	0.00	76,509.61	76,509.61	0.00
TOTAL			**5,625,766.21**	**5,625,766.21**	**0.00**	**0.00**	**76,509.61**	**76,509.61**	**0.00**
2022 DEBT TAX SUPPORTED									
TXCLASS	Texas CLASS	2024-09-30	5,265,592.75	5,265,592.75	0.00	0.00	82,067.72	82,067.72	0.00
TOTAL			**5,265,592.75**	**5,265,592.75**	**0.00**	**0.00**	**82,067.72**	**82,067.72**	**0.00**
2022 TAX SUPPORTED LIMITED TAX									
TXCLASS	Texas CLASS	2024-09-30	5,300,434.84	5,300,434.84	0.00	0.00	75,004.72	75,004.72	0.00
TOTAL			**5,300,434.84**	**5,300,434.84**	**0.00**	**0.00**	**75,004.72**	**75,004.72**	**0.00**
2023A TAX & REVENUE CO									
TXCLASS	Texas CLASS	2024-09-30	54,728,371.15	54,728,371.15	0.00	0.00	741,248.77	741,248.77	0.00
TOTAL			**54,728,371.15**	**54,728,371.15**	**0.00**	**0.00**	**741,248.77**	**741,248.77**	**0.00**
2024 DNTS									
TXCLASS	Texas CLASS	2024-09-30	9,175,686.87	9,175,686.87	0.00	0.00	123,491.95	123,491.95	0.00
TOTAL			**9,175,686.87**	**9,175,686.87**	**0.00**	**0.00**	**123,491.95**	**123,491.95**	**0.00**
2024 DTS									
TXCLASS	Texas CLASS	2024-09-30	20,002,768.68	20,002,768.68	0.00	0.00	280,985.90	280,985.90	0.00
TOTAL			**20,002,768.68**	**20,002,768.68**	**0.00**	**0.00**	**280,985.90**	**280,985.90**	**0.00**

MEEDER PUBLIC FUNDS

Accrued Interest Schedule

IDENTIFIER	DESCRIPTION	SETTLE DATE	PAR VALUE	PRINCIPAL COST	BEGINNING ACCRUED INTEREST	PURCHASED INTEREST	CURRENT PERIOD ACCRUAL	INTEREST RECEIVED	ENDING ACCRUED INTEREST
AIRPORT FUND									
TEXPOOL	TexPool	2024-09-30	732,080.11	732,080.11	0.00	0.00	9,621.89	9,621.89	0.00
TOTAL			**732,080.11**	**732,080.11**	**0.00**	**0.00**	**9,621.89**	**9,621.89**	**0.00**
CEMETERY PERMANENT FUND									
3130ANNS5	FEDERAL HOME LOAN BANKS 0.5 08/28/2024	2021-08-30	0.00	0.00	1,708.33	0.00	791.67	2,500.00	0.00
TEXPOOL	TexPool	2024-09-30	402.21	402.21	0.00	0.00	5.41	5.41	0.00
TEXSTAR	TexSTAR	2024-09-30	62,696.00	62,696.00	0.00	0.00	821.91	821.91	0.00
TXCLASS	Texas CLASS	2024-09-30	968.49	968.49	0.00	0.00	12.91	12.91	0.00
TOTAL			**64,066.70**	**64,066.70**	**1,708.33**	**0.00**	**1,631.90**	**3,340.23**	**0.00**
FLEET REPLACEMENT FUND									
TEXSTAR	TexSTAR	2024-09-30	242,115.19	242,115.19	0.00	0.00	3,174.17	3,174.17	0.00
TOTAL			**242,115.19**	**242,115.19**	**0.00**	**0.00**	**3,174.17**	**3,174.17**	**0.00**
GENERAL FUND									
60618	City National Bank MMF - Public Funds	2024-09-30	12,300.56	12,300.56	0.00	0.00	12.35	12.35	0.00
3130AVB84	FEDERAL HOME LOAN BANKS 5.25 09/13/2024	2023-03-31	0.00	0.00	15,750.00	0.00	10,500.00	26,250.00	0.00
3130AVYU0	FHLBANKS 3.950 06/02/25	2023-06-05	1,000,000.00	991,870.00	3,181.94	0.00	9,875.00	0.00	13,056.94
3130AUZC1	FHLBANKS 4.625 03/14/25	2023-03-14	1,000,000.00	995,701.21	13,746.53	0.00	11,562.50	23,125.00	2,184.03
3130ATUR6	FHLBANKS 4.625 12/13/24	2023-06-30	1,000,000.00	993,035.38	2,312.50	0.00	11,562.50	0.00	13,875.00
62479LT62	MUFG BANK NY 06/06/25	2024-09-11	700,000.00	677,500.83	0.00	0.00	0.00	0.00	0.00
62479LT62	MUFG BANK NY 06/06/25	2024-09-11	300,000.00	290,357.50	0.00	0.00	0.00	0.00	0.00
TEXPOOL	TexPool	2024-09-30	31,108,778.87	31,108,778.87	0.00	0.00	416,901.34	416,901.34	0.00
TEXSTAR	TexSTAR	2024-09-30	977,380.12	977,380.12	0.00	0.00	12,850.81	12,850.81	0.00
TXCLASS	Texas CLASS	2024-09-30	3,699,898.35	3,699,898.35	0.00	0.00	49,795.47	49,795.47	0.00
9128286Z8	UNITED STATES TREASURY 1.75 06/30/2024	2022-06-21	0.00	0.00	8,750.00	0.00	0.00	8,750.00	0.00
TOTAL			**39,798,357.90**	**39,746,822.82**	**43,740.97**	**0.00**	**523,059.97**	**537,684.97**	**29,115.97**

MEEDER PUBLIC FUNDS

Accrued Interest Schedule

IDENTIFIER	DESCRIPTION	SETTLE DATE	PAR VALUE	PRINCIPAL COST	BEGINNING ACCRUED INTEREST	PURCHASED INTEREST	CURRENT PERIOD ACCRUAL	INTEREST RECEIVED	ENDING ACCRUED INTEREST
SPECIAL REV-TAX INCREMENT FUND									
TEXPOOL	TexPool	2024-09-30	1,250,984.07	1,250,984.07	0.00	0.00	17,517.81	17,517.81	0.00
TOTAL			**1,250,984.07**	**1,250,984.07**	**0.00**	**0.00**	**17,517.81**	**17,517.81**	**0.00**
UTILITY FUND									
TEXPOOL	TexPool	2024-09-30	1,478,488.52	1,478,488.52	0.00	0.00	19,417.06	19,417.06	0.00
TXCLASS	Texas CLASS	2024-09-30	1,142,007.52	1,142,007.52	0.00	0.00	15,369.80	15,369.80	0.00
TOTAL			**2,620,496.04**	**2,620,496.04**	**0.00**	**0.00**	**34,786.86**	**34,786.86**	**0.00**
GRAND TOTAL			**145,456,419.22**	**145,404,884.14**	**45,449.31**	**0.00**	**1,978,141.73**	**1,994,475.06**	**29,115.97**

MEEDER PUBLIC FUNDS

Earnings by Fund

CUSIP	DESCRIPTION	ENDING PAR VALUE	BEGINNING BOOK VALUE	ENDING BOOK VALUE	FINAL MATURITY	COUPON RATE	YIELD	INTEREST EARNED	NET AMORTIZATION/ ACCRETION INCOME	NET REALIZED GAIN/LOSS	ADJUSTED INTEREST EARNINGS
2019 BOND FUND											
TEXSTAR	TexSTAR	649,698.71	703,122.25	649,698.71	09/30/2024	5.30	4.93	9,040.46	0.00	0.00	9,040.46
TOTAL		**649,698.71**	**703,122.25**	**649,698.71**		**5.30**	**4.93**	**9,040.46**	**0.00**	**0.00**	**9,040.46**
2022 DEBT NON-TAX SUPPORTED											
TXCLASS	Texas CLASS	5,625,766.21	5,669,350.70	5,625,766.21	09/30/2024	0.00	5.06	76,509.61	0.00	0.00	76,509.61
TOTAL		**5,625,766.21**	**5,669,350.70**	**5,625,766.21**		**0.00**	**5.06**	**76,509.61**	**0.00**	**0.00**	**76,509.61**
2022 DEBT TAX SUPPORTED											
TXCLASS	Texas CLASS	5,265,592.75	6,382,093.52	5,265,592.75	09/30/2024	0.00	5.06	82,067.72	0.00	0.00	82,067.72
TOTAL		**5,265,592.75**	**6,382,093.52**	**5,265,592.75**		**0.00**	**5.06**	**82,067.72**	**0.00**	**0.00**	**82,067.72**
2022 TAX SUPPORTED LIMITED TAX											
TXCLASS	Texas CLASS	5,300,434.84	5,708,403.50	5,300,434.84	09/30/2024	0.00	5.06	75,004.72	0.00	0.00	75,004.72
TOTAL		**5,300,434.84**	**5,708,403.50**	**5,300,434.84**		**0.00**	**5.06**	**75,004.72**	**0.00**	**0.00**	**75,004.72**
2023A TAX & REVENUE CO											
TXCLASS	Texas CLASS	54,728,371.15	54,476,767.50	54,728,371.15	09/30/2024	0.00	5.06	741,248.77	0.00	0.00	741,248.77
TOTAL		**54,728,371.15**	**54,476,767.50**	**54,728,371.15**		**0.00**	**5.06**	**741,248.77**	**0.00**	**0.00**	**741,248.77**
2024 DNTS											
TXCLASS	Texas CLASS	9,175,686.87	9,052,194.92	9,175,686.87	09/30/2024	0.00	5.06	123,491.95	0.00	0.00	123,491.95
TOTAL		**9,175,686.87**	**9,052,194.92**	**9,175,686.87**		**0.00**	**5.06**	**123,491.95**	**0.00**	**0.00**	**123,491.95**
2024 DTS											
TXCLASS	Texas CLASS	20,002,768.68	20,603,801.41	20,002,768.68	09/30/2024	0.00	5.06	280,985.90	0.00	0.00	280,985.90
TOTAL		**20,002,768.68**	**20,603,801.41**	**20,002,768.68**		**0.00**	**5.06**	**280,985.90**	**0.00**	**0.00**	**280,985.90**

MEEDER PUBLIC FUNDS

Earnings by Fund

CUSIP	DESCRIPTION	ENDING PAR VALUE	BEGINNING BOOK VALUE	ENDING BOOK VALUE	FINAL MATURITY	COUPON RATE	YIELD	INTEREST EARNED	NET AMORTIZATION/ ACCRETION INCOME	NET REALIZED GAIN/LOSS	ADJUSTED INTEREST EARNINGS
AIRPORT FUND											
TEXPOOL	TexPool	732,080.11	722,458.22	732,080.11	09/30/2024	5.34	4.98	9,621.89	0.00	0.00	9,621.89
TOTAL		**732,080.11**	**722,458.22**	**732,080.11**		**5.34**	**4.98**	**9,621.89**	**0.00**	**0.00**	**9,621.89**
CEMETERY PERMANENT FUND											
3130ANNS5	FEDERAL HOME LOAN BANKS 0.5 08/28/2024	0.00	1,000,000.00	0.00	08/28/2024	0.50	0.50	791.67	0.00	0.00	791.67
TEXPOOL	TexPool	402.21	396.80	402.21	09/30/2024	5.34	4.98	5.41	0.00	0.00	5.41
TEXSTAR	TexSTAR	62,696.00	61,874.09	62,696.00	09/30/2024	5.30	4.93	821.91	0.00	0.00	821.91
TXCLASS	Texas CLASS	968.49	955.58	968.49	09/30/2024	0.00	5.06	12.91	0.00	0.00	12.91
TOTAL		**64,066.70**	**1,063,226.47**	**64,066.70**		**5.22**	**4.93**	**1,631.90**	**0.00**	**0.00**	**1,631.90**
FLEET REPLACEMENT FUND											
TEXSTAR	TexSTAR	242,115.19	238,941.02	242,115.19	09/30/2024	5.30	4.93	3,174.17	0.00	0.00	3,174.17
TOTAL		**242,115.19**	**238,941.02**	**242,115.19**		**5.30**	**4.93**	**3,174.17**	**0.00**	**0.00**	**3,174.17**
GENERAL FUND											
3130ATUR6	FHLBANKS 4.625 12/13/24	1,000,000.00	997,834.41	999,041.89	12/13/2024	4.63	5.13	11,562.50	1,207.48	0.00	12,769.98
3130AUZC1	FHLBANKS 4.625 03/14/25	1,000,000.00	998,488.99	999,032.01	03/14/2025	4.63	4.85	11,562.50	543.02	0.00	12,105.52
3130AVB84	FEDERAL HOME LOAN BANKS 5.25 09/13/2024	0.00	1,001,381.52	0.00	09/13/2024	5.25	4.53	10,500.00	(1,381.52)	0.00	9,118.48
3130AVYU0	FHLBANKS 3.950 06/02/25	1,000,000.00	996,241.61	997,270.70	06/02/2025	3.95	4.38	9,875.00	1,029.08	0.00	10,904.08
60618	City National Bank MMF - Public Funds	12,300.56	12,288.21	12,300.56	09/30/2024	0.11	0.40	12.35	0.00	0.00	12.35
62479LT62	MUFG BANK NY 06/06/25	300,000.00	0.00	291,077.09	06/06/2025	0.00	4.44	0.00	719.59	0.00	719.59
62479LT62	MUFG BANK NY 06/06/25	700,000.00	0.00	679,179.87	06/06/2025	0.00	4.44	0.00	1,679.04	0.00	1,679.04
9128286Z8	UNITED STATES TREASURY 1.75 06/30/2024	0.00	1,000,000.00	0.00	06/30/2024	1.75	3.18	0.00	0.00	0.00	0.00
TEXPOOL	TexPool	31,108,778.87	33,620,305.43	31,108,778.87	09/30/2024	5.34	4.98	416,901.34	0.00	0.00	416,901.34
TEXSTAR	TexSTAR	977,380.12	968,979.40	977,380.12	09/30/2024	5.30	4.93	12,850.81	0.00	0.00	12,850.81

MEEDER PUBLIC FUNDS

Earnings by Fund

CUSIP	DESCRIPTION	ENDING PAR VALUE	BEGINNING BOOK VALUE	ENDING BOOK VALUE	FINAL MATURITY	COUPON RATE	YIELD	INTEREST EARNED	NET AMORTIZATION/ ACCRETION INCOME	NET REALIZED GAIN/LOSS	ADJUSTED INTEREST EARNINGS
TXCLASS	Texas CLASS	3,699,898.35	3,650,102.88	3,699,898.35	09/30/2024	0.00	5.06	49,795.47	0.00	0.00	49,795.47
TOTAL		**39,798,357.90**	**43,245,622.46**	**39,763,959.46**		**4.64**	**4.96**	**523,059.97**	**3,796.69**	**0.00**	**526,856.66**
SPECIAL REV-TAX INCREMENT FUND											
TEXPOOL	TexPool	1,250,984.07	1,836,694.26	1,250,984.07	09/30/2024	5.34	4.98	17,517.81	0.00	0.00	17,517.81
TOTAL		**1,250,984.07**	**1,836,694.26**	**1,250,984.07**		**5.34**	**4.98**	**17,517.81**	**0.00**	**0.00**	**17,517.81**
UTILITY FUND											
TEXPOOL	TexPool	1,478,488.52	1,407,191.34	1,478,488.52	09/30/2024	5.34	4.98	19,417.06	0.00	0.00	19,417.06
TXCLASS	Texas CLASS	1,142,007.52	1,126,637.72	1,142,007.52	09/30/2024	0.00	5.06	15,369.80	0.00	0.00	15,369.80
TOTAL		**2,620,496.04**	**2,533,829.06**	**2,620,496.04**		**3.01**	**5.01**	**34,786.86**	**0.00**	**0.00**	**34,786.86**
GRAND TOTAL		**145,456,419.22**	**152,236,505.29**	**145,422,020.78**		**1.43**	**5.03**	**1,978,141.73**	**3,796.69**	**0.00**	**1,981,938.42**

MEEDER PUBLIC FUNDS

Projected Cashflows

For the Period October 01, 2024 to March 31, 2025

CUSIP	DESCRIPTION	POST DATE	TRANSACTION TYPE	AMOUNT
GENERAL FUND				
DEC 2024				
3130AVYU0	FHLBANKS 3.950 06/02/25	12/02/2024	Coupon	19,750.00
3130ATUR6	FHLBANKS 4.625 12/13/24	12/13/2024	Coupon	23,125.00
3130ATUR6	FHLBANKS 4.625 12/13/24	12/13/2024	Final Maturity	1,000,000.00
DEC 2024 TOTAL				**1,042,875.00**
MAR 2025				
3130AUZC1	FHLBANKS 4.625 03/14/25	03/14/2025	Coupon	23,125.00
3130AUZC1	FHLBANKS 4.625 03/14/25	03/14/2025	Final Maturity	1,000,000.00
MAR 2025 TOTAL				**1,023,125.00**
JUN 2025				
3130AVYU0	FHLBANKS 3.950 06/02/25	06/02/2025	Final Maturity	1,000,000.00
3130AVYU0	FHLBANKS 3.950 06/02/25	06/02/2025	Coupon	19,750.00
62479LT62	MUFG BANK NY 06/06/25	06/06/2025	Final Maturity	1,000,000.00
JUN 2025 TOTAL				**2,019,750.00**
GENERAL FUND TOTAL				**4,085,750.00**
GRAND TOTAL				**4,085,750.00**

MEEDER PUBLIC FUNDS

Change in Value

IDENTIFIER	ISSUER PAR VALUE	YIELD	TRADE DATE MATURITY DATE	INTEREST ACCRUAL INTEREST RECEIVED	BEGINNING BOOK VALUE BEGINNING MARKET VALUE	PURCHASES/ ADDITIONS	REDEMPTIONS	CHANGE IN BOOK VALUE CHANGE IN MARKET VALUE	ENDING BOOK VALUE ENDING MARKET VALUE
2019 BOND FUND									
TEXSTAR	TexSTAR 649,698.71	4.93	09/30/2024	9,040.46 9,040.46	703,122.25 703,122.25	5,901.10	(59,324.64)	(53,423.54) (53,423.54)	649,698.71 649,698.71
TOTAL		**4.93**		**9,040.46** **9,040.46**	**703,122.25** **703,122.25**	**5,901.10**	**(59,324.64)**	**(53,423.54)** **(53,423.54)**	**649,698.71** **649,698.71**
2022 DEBT NON-TAX SUPPORTED									
TXCLASS	Texas CLASS 5,625,766.21	5.06	09/30/2024	76,509.61 76,509.61	5,669,350.70 5,669,350.70	29,882.48	(73,466.97)	(43,584.49) (43,584.49)	5,625,766.21 5,625,766.21
TOTAL		**5.06**		**76,509.61** **76,509.61**	**5,669,350.70** **5,669,350.70**	**29,882.48**	**(73,466.97)**	**(43,584.49)** **(43,584.49)**	**5,625,766.21** **5,625,766.21**
2022 DEBT TAX SUPPORTED									
TXCLASS	Texas CLASS 5,265,592.75	5.06	09/30/2024	82,067.72 82,067.72	6,382,093.52 6,382,093.52	16,400.10	(1,132,900.87)	(1,116,500.77) (1,116,500.77)	5,265,592.75 5,265,592.75
TOTAL		**5.06**		**82,067.72** **82,067.72**	**6,382,093.52** **6,382,093.52**	**16,400.10**	**(1,132,900.87)**	**(1,116,500.77)** **(1,116,500.77)**	**5,265,592.75** **5,265,592.75**
2022 TAX SUPPORTED LIMITED TAX									
TXCLASS	Texas CLASS 5,300,434.84	5.06	09/30/2024	75,004.72 75,004.72	5,708,403.50 5,708,403.50	17,158.84	(425,127.50)	(407,968.66) (407,968.66)	5,300,434.84 5,300,434.84
TOTAL		**5.06**		**75,004.72** **75,004.72**	**5,708,403.50** **5,708,403.50**	**17,158.84**	**(425,127.50)**	**(407,968.66)** **(407,968.66)**	**5,300,434.84** **5,300,434.84**
2023A TAX & REVENUE CO									
TXCLASS	Texas CLASS 54,728,371.15	5.06	09/30/2024	741,248.77 741,248.77	54,476,767.50 54,476,767.50	287,017.96	(35,414.31)	251,603.65 251,603.65	54,728,371.15 54,728,371.15
TOTAL		**5.06**		**741,248.77** **741,248.77**	**54,476,767.50** **54,476,767.50**	**287,017.96**	**(35,414.31)**	**251,603.65** **251,603.65**	**54,728,371.15** **54,728,371.15**

MEEDER PUBLIC FUNDS

Change in Value

IDENTIFIER	ISSUER PAR VALUE	YIELD	TRADE DATE MATURITY DATE	INTEREST ACCRUAL INTEREST RECEIVED	BEGINNING BOOK VALUE BEGINNING MARKET VALUE	PURCHASES/ ADDITIONS	REDEMPTIONS	CHANGE IN BOOK VALUE CHANGE IN MARKET VALUE	ENDING BOOK VALUE ENDING MARKET VALUE
2024 DNTS									
TXCLASS	Texas CLASS 9,175,686.87	5.06	09/30/2024	123,491.95 123,491.95	9,052,194.92 9,052,194.92	123,491.95	0.00	123,491.95 123,491.95	9,175,686.87 9,175,686.87
TOTAL		**5.06**		**123,491.95 123,491.95**	**9,052,194.92 9,052,194.92**	**123,491.95**	**0.00**	**123,491.95 123,491.95**	**9,175,686.87 9,175,686.87**
2024 DTS									
TXCLASS	Texas CLASS 20,002,768.68	5.06	09/30/2024	280,985.90 280,985.90	20,603,801.41 20,603,801.41	190,704.95	(791,737.68)	(601,032.73) (601,032.73)	20,002,768.68 20,002,768.68
TOTAL		**5.06**		**280,985.90 280,985.90**	**20,603,801.41 20,603,801.41**	**190,704.95**	**(791,737.68)**	**(601,032.73) (601,032.73)**	**20,002,768.68 20,002,768.68**
AIRPORT FUND									
TEXPOOL	TexPool 732,080.11	4.98	09/30/2024	9,621.89 9,621.89	722,458.22 722,458.22	9,621.89	0.00	9,621.89 9,621.89	732,080.11 732,080.11
TOTAL		**4.98**		**9,621.89 9,621.89**	**722,458.22 722,458.22**	**9,621.89**	**0.00**	**9,621.89 9,621.89**	**732,080.11 732,080.11**
CEMETERY PERMANENT FUND									
3130ANNS5	FEDERAL HOME LOAN BANKS 0.5 08/28/2024 0.00	0.50	08/10/2021 08/28/2024	791.67 2,500.00	1,000,000.00 991,760.00	0.00	(1,000,000.00)	(1,000,000.00) (991,760.00)	0.00 0.00
TEXSTAR	TexSTAR 62,696.00	4.93	09/30/2024	821.91 821.91	61,874.09 61,874.09	821.91	0.00	821.91 821.91	62,696.00 62,696.00
TEXPOOL	TexPool 402.21	4.98	09/30/2024	5.41 5.41	396.80 396.80	5.41	0.00	5.41 5.41	402.21 402.21
TXCLASS	Texas CLASS 968.49	5.06	09/30/2024	12.91 12.91	955.58 955.58	12.91	0.00	12.91 12.91	968.49 968.49
TOTAL		**4.93**		**1,631.90 3,340.23**	**1,063,226.47 1,054,986.47**	**840.23**	**(1,000,000.00)**	**(999,159.77) (990,919.77)**	**64,066.70 64,066.70**

MEEDER PUBLIC FUNDS

Change in Value

IDENTIFIER	ISSUER PAR VALUE	YIELD	TRADE DATE MATURITY DATE	INTEREST ACCRUAL INTEREST RECEIVED	BEGINNING BOOK VALUE BEGINNING MARKET VALUE	PURCHASES/ ADDITIONS	REDEMPTIONS	CHANGE IN BOOK VALUE CHANGE IN MARKET VALUE	ENDING BOOK VALUE ENDING MARKET VALUE
FLEET REPLACEMENT FUND									
TEXSTAR	TexSTAR 242,115.19	4.93	09/30/2024	3,174.17 3,174.17	238,941.02 238,941.02	3,174.17	0.00	3,174.17 3,174.17	242,115.19 242,115.19
TOTAL		**4.93**		**3,174.17** **3,174.17**	**238,941.02** **238,941.02**	**3,174.17**	**0.00**	**3,174.17** **3,174.17**	**242,115.19** **242,115.19**
GENERAL FUND									
9128286Z8	UNITED STATES TREASURY 1.75 06/30/2024 0.00	3.18	06/16/2022 06/30/2024	0.00 8,750.00	1,000,000.00 1,000,000.00	0.00	0.00	(1,000,000.00) (1,000,000.00)	0.00 0.00
3130AVB84	FEDERAL HOME LOAN BANKS 5.25 09/13/2024 0.00	4.53	03/29/2023 09/13/2024	10,500.00 26,250.00	1,001,381.52 999,330.00	0.00	(1,000,000.00)	(1,001,381.52) (999,330.00)	0.00 0.00
60618	City National Bank MMF - Public Funds 12,300.56	0.40	09/30/2024	12.35 12.35	12,288.21 12,288.21	12.35	0.00	12.35 12.35	12,300.56 12,300.56
TEXSTAR	TexSTAR 977,380.12	4.93	09/30/2024	12,850.81 12,850.81	968,979.40 968,979.40	8,477.04	(76.32)	8,400.72 8,400.72	977,380.12 977,380.12
TEXPOOL	TexPool 31,108,778.87	4.98	09/30/2024	416,901.34 416,901.34	33,620,305.43 33,620,305.43	3,832,046.82	(6,343,573.38)	(2,511,526.56) (2,511,526.56)	31,108,778.87 31,108,778.87
TXCLASS	Texas CLASS 3,699,898.35	5.06	09/30/2024	49,795.47 49,795.47	3,650,102.88 3,650,102.88	49,795.47	0.00	49,795.47 49,795.47	3,699,898.35 3,699,898.35
3130ATUR6	FHLBANKS 4.625 12/13/24 1,000,000.00	5.13	06/28/2023 12/13/2024	11,562.50 0.00	997,834.41 996,360.00	0.00	0.00	1,207.48 3,190.00	999,041.89 999,550.00
3130AUZC1	FHLBANKS 4.625 03/14/25 1,000,000.00	4.85	03/10/2023 03/14/2025	11,562.50 23,125.00	998,488.99 994,750.00	0.00	0.00	543.02 5,290.00	999,032.01 1,000,040.00
3130AVYU0	FHLBANKS 3.950 06/02/25 1,000,000.00	4.38	06/01/2023 06/02/2025	9,875.00 0.00	996,241.61 987,490.00	0.00	0.00	1,029.08 9,120.00	997,270.70 996,610.00
62479LT62	MUFG BANK NY 06/06/25 700,000.00	4.44	09/11/2024 06/06/2025	0.00 0.00	0.00 0.00	677,500.83	0.00	679,179.87 679,179.87	679,179.87 679,179.87
62479LT62	MUFG BANK NY 06/06/25 300,000.00	4.44	09/11/2024 06/06/2025	0.00 0.00	0.00 0.00	290,357.50	0.00	291,077.09 291,077.09	291,077.09 291,077.09
TOTAL		**4.96**		**523,059.97** **537,684.97**	**43,245,622.46** **43,229,605.92**	**4,858,190.01**	**(7,343,649.70)**	**(3,481,663.00)** **(3,464,791.06)**	**39,763,959.46** **39,764,814.86**
SPECIAL REV-TAX INCREMENT FUND									
TEXPOOL	TexPool 1,250,984.07	4.98	09/30/2024	17,517.81 17,517.81	1,836,694.26 1,836,694.26	10,866.65	(596,576.84)	(585,710.19) (585,710.19)	1,250,984.07 1,250,984.07

MEEDER PUBLIC FUNDS

Change in Value

IDENTIFIER	ISSUER PAR VALUE	YIELD	TRADE DATE MATURITY DATE	INTEREST ACCRUAL INTEREST RECEIVED	BEGINNING BOOK VALUE BEGINNING MARKET VALUE	PURCHASES/ ADDITIONS	REDEMPTIONS	CHANGE IN BOOK VALUE CHANGE IN MARKET VALUE	ENDING BOOK VALUE ENDING MARKET VALUE
TOTAL		**4.98**		**17,517.81** **17,517.81**	**1,836,694.26** **1,836,694.26**	**10,866.65**	**(596,576.84)**	**(585,710.19)** **(585,710.19)**	**1,250,984.07** **1,250,984.07**
UTILITY FUND									
TXCLASS	Texas CLASS 1,142,007.52	5.06	09/30/2024	15,369.80 15,369.80	1,126,637.72 1,126,637.72	15,369.80	0.00	15,369.80 15,369.80	1,142,007.52 1,142,007.52
TEXPOOL	TexPool 1,478,488.52	4.98	09/30/2024	19,417.06 19,417.06	1,407,191.34 1,407,191.34	71,297.18	0.00	71,297.18 71,297.18	1,478,488.52 1,478,488.52
TOTAL		**5.01**		**34,786.86** **34,786.86**	**2,533,829.06** **2,533,829.06**	**86,666.98**	**0.00**	**86,666.98** **86,666.98**	**2,620,496.04** **2,620,496.04**
GRAND TOTAL		**5.03**		**1,978,141.73** **1,994,475.06**	**152,236,505.29** **152,212,248.75**	**5,639,917.31**	**(11,458,198.51)**	**(6,814,484.51)** **(6,789,372.57)**	**145,422,020.78** **145,422,876.18**

Disclosure

Meeder provides monthly statements for its investment management clients to provide information about the investment portfolio. The information should not be used for audit or confirmation purposes. Please review your custodial statements and report any inaccuracies or discrepancies.

Certain information and data has been supplied by unaffiliated third parties. Although Meeder believes the information is reliable, it cannot warrant the accuracy of information offered by third parties. Market value may reflect prices received from pricing vendors when current market quotations are not available. Prices may not reflect firm bids or offers and may differ from the value at which the security can be sold.

Statements may include positions from unmanaged accounts provided for reporting purposes. Unmanaged accounts are managed directly by the client and are not included in the accounts managed by Meeder. This information is provided as a client convenience and Meeder assumes no responsibility for performance of these accounts or the accuracy of the data reported.

Investing involves risk. Past performance is no guarantee of future results. Debt and fixed income securities are subject to credit and interest rate risk. The investment return and principal value of an investment will fluctuate so that an investors shares, when redeemed, may be worth more or less than their original cost. Current performance may be lower or higher than the performance data quoted.

Investment advisory services provided by Meeder Public Funds, Inc. Please contact us if you would like to receive a copy of our current ADV disclosure brochure or privacy policy.

© 2024 Meeder Investment Management

meederpublicfunds.com | 866.633.3371

MEEDER
PUBLIC FUNDS

City Council Meeting
November 14, 2024
Transmittal Letter

STRATEGIC PILLAR
Streets/Infrastructure Quality of Life Economic Vitality

Agenda Item Number: 3.

Agenda Title: **Consider approval of Ordinance 2024-45 regarding a request to allow an Infill Neighborhood Plan generally located at 1120 W. Lake Drive, to modify permitted building types and heights within the P3: Neighborhood Place Type, legally described as approximately 1.24 acres of land situated in Hague Heights, Block One, Lots 8 through 13, more particularly described by the Williamson Central Appraisal District Parcel R017151, Taylor, Williamson County, Texas.**

Council Action to be Taken: Consider Ordinance 2024-45

Department Submitted: Development Services

Staff Contact: Scott Dunlop, Director

1. PURPOSE / DESCRIPTION

Consider Ordinance 2024-45 regarding a request to allow an Infill Neighborhood Plan generally located at 1120 W. Lake Drive, to modify permitted building types and heights within he P3: Neighborhood Place Type, legally described as approximately 1.24 acres of land situated in Hague Heights, Block One, Lots 8 through 13, more particularly described by Williamson Central Appraisal District Parcel R017151, Taylor, Williamson County, Texas.

2. STAFF ANALYSIS / BACKGROUND / PRIOR COUNCIL ACTIONS

The requested Infill Neighborhood Plan to change to Place Type P3 – Neighborhood with modification to the allowable building types and limit the building heights, aims to provide housing that would be like the existing housing in the surrounding neighborhood. Upon analyzing the request, the proposed rezoning is consistent with the surrounding zoning of neighborhood homes to the north and south immediately adjacent to the subject property. The plat from 1915 depicts a total of six lots (8, 9, 10, 11, 12, and 13) that were merged into one parcel. The request is to activate the acreage as it was intended and previously platted to create further density in the area. A change of Place Type is required as the individual lots will be less than the area minimum (1 acre) required in the existing P2.5 Place Type. P3 aligns more accurately with the configuration of the platted lots from the 1915 Hague Heights Addition.

Additionally, access along W. Lake Drive for lots 8 and 9 shall be limited to consist of one shared access off W. Lake Drive.
Consideration by the Planning and Zoning Commission further modified the Permitted Building Types to exclude Attached Dwellings, Cottage Courts, and Duplexes, and limit the building height to two stories.

3. PROS and CONS

PROS	CONS
• Infill housing on vacant land • Infill housing where existing infrastructure is located • Increase in tax base	•

4. RECOMMENDATION

At the October 8th Planning and Zoning Commission meeting, the Commission voted (6-2) to recommend approval of the Infill Neighborhood Plan request with the following modifications to the P3 Place Type zoning: Grant P3 Place Type excluding Attached Dwellings, Cottage Courts, and Duplexes, and limit the building height to two stories.

5. FUNDING SOURCE

n/a

6. TIMELINE

Planning and Zoning Commission Public Hearing and Recommendation to City Council - October 8, 2024
City Council Public Hearing and Introduce Ordinance - October 24, 2024
City Council Consider Ordinance - November 14, 2024

7. OTHER OPTIONS

n/a

8. ATTACHMENTS

1. _10_PZ-2024-2212_1120 W Lake Dr Infill Neighborhood Plan Staff Report_rev
2. _10a_PZ-2024-2212_Survey from Applicant
3. _10b_PZ-2024-2212_Hague Heights Addition Plat circa 1915
4. _10c_PZ_2024_2212_ Location Map
5. _10d_PZ_2024_2212_ Current Zoning
6. _10e_PZ_2024_2212_ Proposed Zoning

7. _10f_PZ_2024_2212_ Growth Sector
8. _10g_PZ_2024_2212_ Future Land Use
9. _10h_PZ_2024_2212_Notification Map
10. _10j1_PZ-2024-2212_Survey_Exhibit A
11. _10j_PZ-2024-2212_1120 W Lake Drive Place Type Change Ordinance 2024-45
12. _10j2_PZ-2024-2212_Neighborhood Infill Standards_Exhibit B
13. _10j3_PZ-2024-2212_Proposed Zoning_Exhibit C
14. PPT PZ-2024-2212

City of Taylor
PZ-2024-2212
Infill Neighborhood Plan
Staff Report

Item Details

Subject Property:	1120 W. Lake Drive
Total Acreage:	Approximately 1.240 acres
Legal Description:	Approximately 1.240 acres of land generally located at 1120 W. Lake Drive, more particularly described by the Williamson Central Appraisal District Parcel R017151, Murphy Addition, Hague Heights, Block 1, Lot 8-13, Taylor, Williamson County, Texas
Property Owner:	Jonathan Downs, Smart Nest LLC
Request:	A request for an Infill Neighborhood Plan for property generally located at 1120 W. Lake Drive.
Case History:	This is the first hearing of the Infill Neighborhood Plan. A zoning amendment request from Place Type P2.5 – Large Lot to Plance Type P3 – Neighborhood was heard in August, but the application was withdrawn.

Overview of Applicant's Request & Background

The subject property currently consists of a single-family home located at the northeast corner of North Drive and W. Lake Drive. The subject property is shown to be developed as one parcel but is platted as six individual lots that have all come under one ownership. The Hague Heights Addition (1915) shows how the subject property and surrounding properties in the addition were intended to develop in a denser configuration. The applicant previously requested a zoning amendment request from Place Type P2.5 – Large Lot to Plance Type P3 – Neighborhood in August 2024. The Planning & Zoning Commission voted to table the item, and the applicant elected to remove the item from the City Council agenda.

The applicant is now requesting an Infill Neighborhood Plan to change to Place Type P3 – Neighborhood with modification to the allowable building types to exclude Cottage Court and limit the building height to two-stories to develop the remaining five lots as platted. This would allow the applicant to develop the 6 lots with the P3 Neighborhood standards, limiting the maximum building height to 2 stories and excluding the Cottage Court building type. Cottage Court would allow for a group of individual, small dwelling units on a single lot or on individual lots that share a central courtyard

Location:

The subject property is a corner lot located at 1120 W. Lake Drive at the northeast corner of North Drive and West Lake Drive. The subject property is bounded by W. Lake Drive to the South, North Drive to the West, and Fisher Street to the North.

Physical and Natural Features:

The subject property consists of the six lots combined into a 1.240-acre parcel. The subject property consists of one single family home and additions of garage space.

Growth Sector Designations:

The subject property is located within Infill Growth Sector (G-5). The Infill Growth Sector is made up of areas that are already developed and served by infrastructure. They are also intended for higher intensity uses than are currently in place (Envision Taylor Comprehensive Plan page 50).

Future Land Use and Zoning Designations:

The subject property is assigned the Future Land Use designation of Market Center – Neighborhood. The Market Centers are mixed-use areas anchored by a retail destination where surrounding residents go to get daily goods and services. As with all centers, Market Centers are envisioned as mixed-use and walkable places. Neighborhood, Community, and Regional Market Centers differ by the scale of the development but not in the types of uses or the walkable nature.

The subject property is currently zoned Place Type P2.5 – Large Lot. The P2.5 Large Lot Place Type includes properties that are one (1) acre or greater. Generally, the lots contain one (1) or more structures with large setbacks from the street. Properties may be entirely fenced but can be seen from the street edge. Generally, the properties are residential in nature. The proposed P3 Place Type does not have an area minimum and permits Detached and Attached Dwellings, Cottage Courts, Duplexes, Accessory Dwelling Units, Residential Accessories, and Civic Buildings.

The surrounding properties are:

Direction	Zoning District	Growth Sector	Future Land Use	Existing Land Use
North	P3 Neighborhood	Infill Neighborhood Sector (G-4)	Neighborhood Infill	Single Family Home
South	P3 Neighborhood	Infill Neighborhood Sector (G-4)	Neighborhood Infill	Single Family Home
East	P2.5 Large Lot	Infill Growth Sector (G-5)	Market: Neighborhood	Single Family Home
West	P2.5 Large Lot	Infill Growth Sector (G-5)	Market: Neighborhood	Single Family Home

Transportation

The subject property gains access off North Drive for the existing home (lot 10). Lots 8 and 9 will also take access off W. Lake Drive and Lots 11, 12, and 13 will have access off Fisher Street. W. Lake Drive is identified as a Community Boulevard and North Drive is identified as a Neighborhood Avenues connect neighborhoods with the surrounding community and are typically low-speed, moderate volume streets. Community Boulevards are primary routes connecting major areas of the city and they are typically moderate-speed, high-volume streets. Turning movements should be limited on Community Boulevards when possible.

Utilities

The subject property is located within the City of Taylor water and wastewater CCN. There are adequate water lines bounding the subject property (8-inch – 12-inch lines). There is a 6-inch wastewater line on W. Lake Drive and North Drive.

Public Notification

As required by the Local Government Code and the City of Taylor Code of Ordinances, all property owners within a 200-foot radius of the subject property were notified of the zoning map amendment request. Twenty-one (21) notices were mailed to the property owners and a legal notice advertising the public hearing was placed in the Taylor Press on Sunday, September 22, 2024.

Staff Analysis

The requested Infill Neighborhood Plan to change to Place Type P3 – Neighborhood with modification to the allowable building types to exclude cottage court and limit the building height to two-stories, aims to provide housing that would be like the existing housing in the surrounding neighborhood. Upon analyzing the request, the proposed rezoning is consistent with the surrounding zoning of neighborhood homes to the north and south immediately adjacent to the subject property. The plat from 1915 depicts a total of six lots (8, 9, 10, 11, 12, and 13) that were merged into one parcel. The request is to activate the acreage as it was intended and previously platted to create further density in the area. A change of Place Type is required as the individual lots will be less than the area minimum (1 acre) required in the existing P2.5 Place Type. P3 aligns more accurately with the configuration of the platted lots from the 1915 Hague Heights Addition. Additionally, access along W. Lake Drive for lots 8 and 9 shall be limited to consist of one shared access off W. Lake Drive.

- **LU9** – Promote development patterns that maximize the use of existing infrastructure and land before expanding infrastructure to underdeveloped areas.
    - The proposed development on the subject property an existing lot as a neighborhood infill redevelopment with existing utilities.

Planning and Zoning Commission Recommendation

At the October 8th Planning and Zoning Commission meeting, the Commission voted (6-2) to recommend approval of the Infill Neighborhood Plan request with the following modifications to the P3 Place Type zoning: Grant P3 Place Type excluding Attached Dwellings, Cottage Courts, and Duplexes, and limiting the building height to two stories.

The Planning and Zoning Commission is charged with reviewing all requests for rezonings and recommends to City Council either in favor of or opposition to each request. In determining a recommendation on a rezoning request, the Planning and Zoning Commission members consider the following factors:

Is the rezoning consistent with the Comprehensive Plan?

- The rezoning request is partially consistent with the Comprehensive Plan. It seeks to provide an increase in density and housing to the large lot but the P3 – Neighborhood Place Type will not activate

Is the rezoning compatible with the surrounding area?

- The rezoning is compatible with other adjacent properties as they are primarily P3 – Neighborhood Place Type which is to the north and south of the subject property.

Does the rezoning promote the public health, safety, or general welfare?

- Staff analysis determined that the rezoning of the subject property will promote public health, safety, and the general welfare. In addition, the Planning Principles and Policy Guide in the Comprehensive Plan aim to promote health, safety, and general welfare by managing growth, while promoting safe and orderly development.

Is adequate infrastructure available or planned to meet the needs of the proposed land use?

- There are existing public utilities adequate for infill development.

Do current conditions indicate that a rezoning is necessary?

- To proceed with development as platted in the Hague Heights Addition the request to rezone to P3 is necessary to meet minimum area requirements. Currently, P2.5 – Large Lot requires a minimum of one acre. The individual lots as platted will all be less than an acre and thus a rezoning is required.

Attachments:

1. Survey from Applicant
2. Hague Heights Addition Plat circa 1915
3. Location Map
4. Existing Zoning Map
5. Proposed Zoning Map
6. Growth Sectors Map
7. Future Land Use Map
8. Notification Map
9. Citizen Responses
10. Ordinance 2024-45
    a. Exhibit A – Survey
    b. Exhibit B – Proposed Zoning Map
    c. Exhibit C – Proposed Infill Neighborhood Plan Standards
11. PZ-2024-2212 PowerPoint

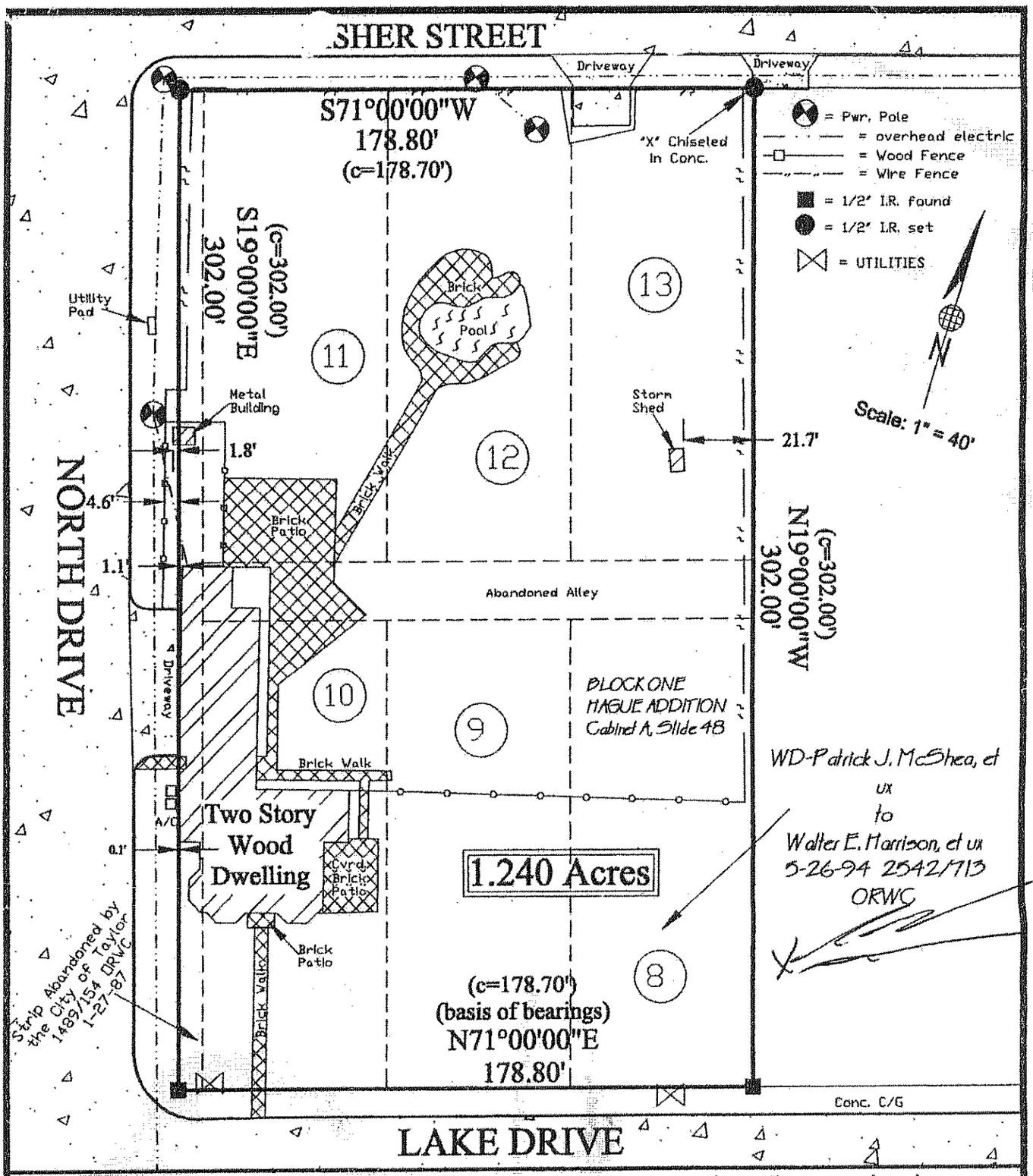

This is to certify that, on this date, a true and accurate survey was made on the ground under my supervision of property located at No. 1120 Lake Drive in Williamson County, Texas, described as follows: Lots 8, 9, 10, 11, 12 and 13, Block 1, Hague Heights, according to the map or plat thereof recorded in Cabinet A, Slide 48, of the Plat Records of Williamson County, Texas, and those certain tracts of land abandoned by City of Taylor as conveyed in Deed recorded in Volume 1489, Page 157, Official Records Williamson County, Texas.

FLOOD NOTE:

The property depicted hereon is / **is not** within a Special Flood Hazard Area as determined by the Federal Emergency Management Agency; the flood area being identified on F. I. R. M. Panel No. **48491 C0266 C** effective 9-27-91 located in Zone "X".

BRYAN TECHNICAL SERVICES, INC.
P. O. BOX 1371
TAYLOR, TEXAS 76574
512-365-2524
512-365-2526 (Fax)
bbryan@ccsi.com

NOTE: This tract is subject to easements, covenants, conditions, restrictions and right to create additional public utility easements across subject property as shown on foregoing plat.

STATE OF TEXAS REGISTERED BRUCE LANE BRYAN 4240 PROFESSIONAL LAND SURVEYOR

To: First American Title Insurance Company of Texas

Re: Harrison, G.F.# 03010296, Proj. No. 01-752

SURVEYORS CERTIFICATE

The plat shown hereon is a true, correct and accurate representation of the property as determined by survey, the lines and dimensions of said property being as indicated by the plat; the size, location and type of buildings are as shown, all improvements being within the boundaries of the property, set back from the property lines the distances indicated. There are no encroachments, conflicts or protrusions, except as shown hereon, and said property has access to and from a dedicated roadway.

DATE: December 28, 2001

State of Texas,

County of Williamson.

Know All Men By These Presents:-

That we, Annie Hague and Ed. R. Hague, husband and wife of Williamson County, Texas, do hereby certify that theabove and foregoing map is a true and correct map of an addition made by us to the City of Taylor, Texas, in above said county, to be known as "Hague Heights" consisting of Blocks Numbered 1 and 2, and each Block consisting of 20 lots, numbered consecutively from 1 to 20, and all sales of said lots will be made with reference to said map.

In witness whereof we have hereto set our hands this the 30th day of March A.D.1915.

Annie N. Hague,

Ed R Hague.

State of Texas,)
)
County of Williamson.) Before me, Fred I Fisher, a Notary Public in and for Williamson County, Texas, on this day personally appeared Ed R Hague and Annie Hague, wife of said Ed R Hague known tome tobe the persons whose names are subscribed to the foregoing instrument, and acknowledged to me that they executed the same for the purposes and consideration therein expressed. And the said Annie Hague wife of the said Ed R Hague, having been examined byme privily and apart from her husband, and having the same fully explained to her she the said Annie Hague acknowledged such instrument to be her act and deed, and declared that she had willingly signed the same for the purposes and consideration therein expressed, and that she did not wish to retract it.

Givenunder my hand and seal of office, this 30th day of March A. D. 1915.

(L.S.)
623.

Fred I Fisher, Notary Public, in and for Williamson County, Texas.

Filed for Record April 1st, 1915,at 8 o'clock A M.
Recorded April 1st, 1915, at 9:30 o'clock A M.

C L Murray
County Clerk, Williamson County, Texas.

By D Moore Dept.

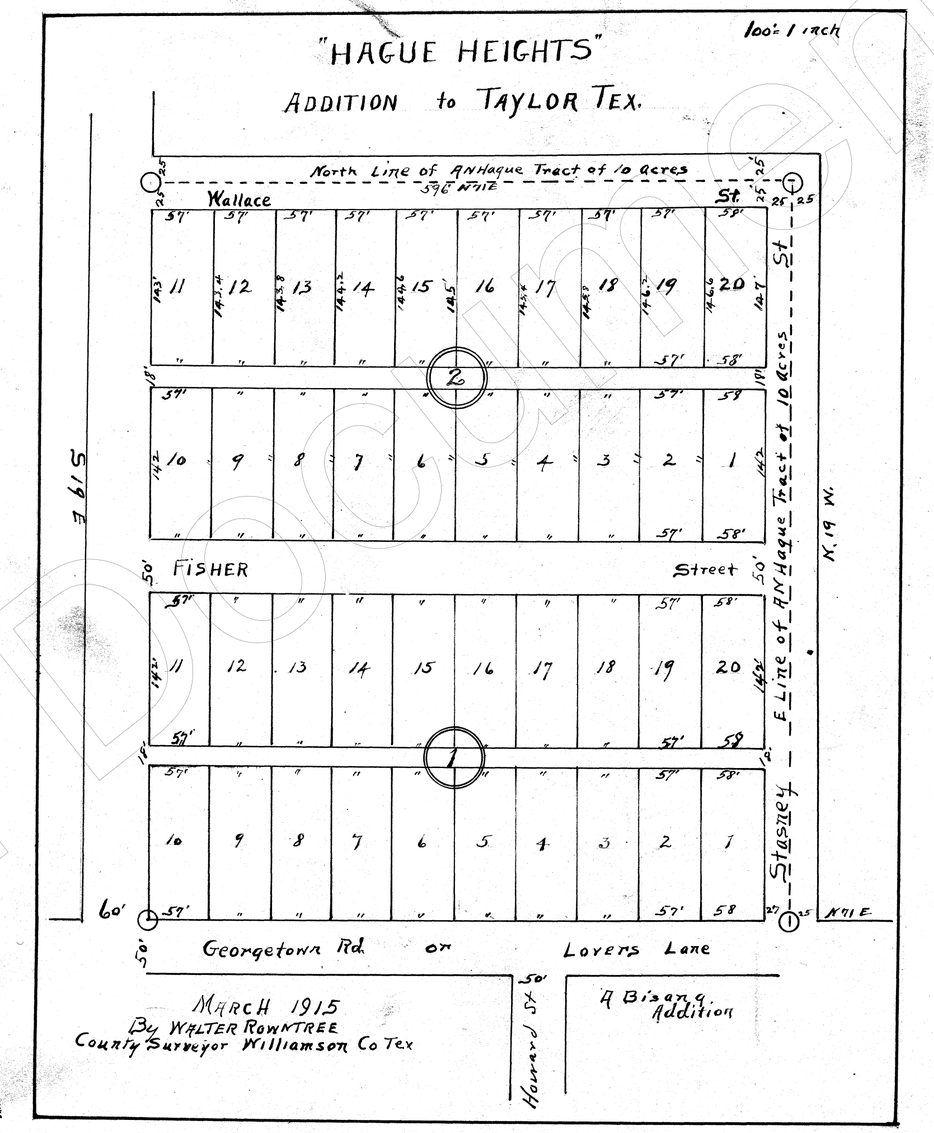

Unofficial Document

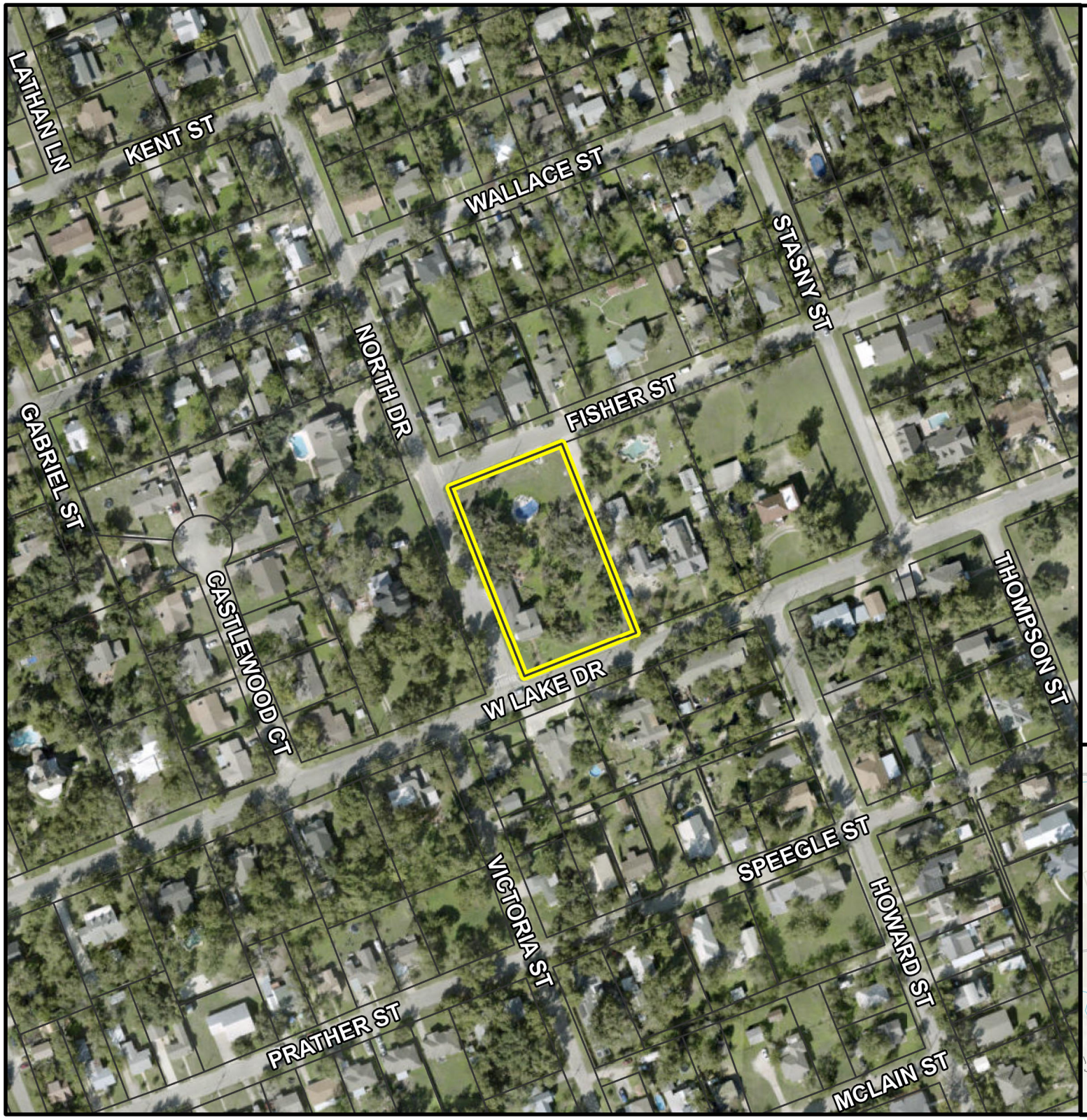

PZ-2024-2212

1120 W Lake Drive
Rezoning
Location Map
Approximately 1.24 acres

City Limits
Subject Property
Parcels

N 0 200 400
Feet

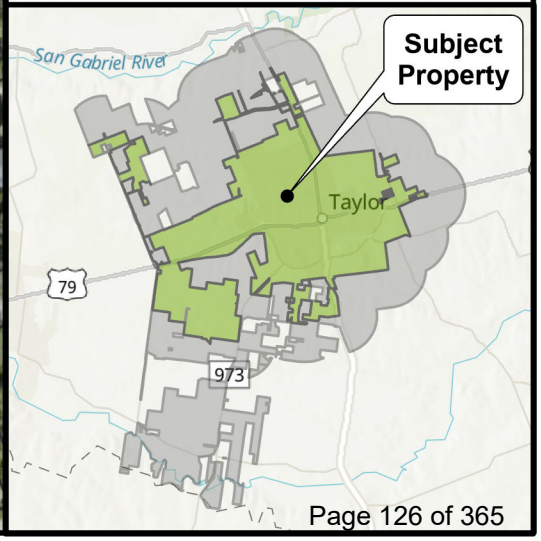

PZ-2024-2212

1120 W Lake Drive
Rezoning
Current Zoning Map
Approximately 39 acres

- City Limits
- Subject Property
- Parcels

Place Type Zoning

- P2.5: Large Lot
- P3: Neighborhood

N 0 150 300
Feet

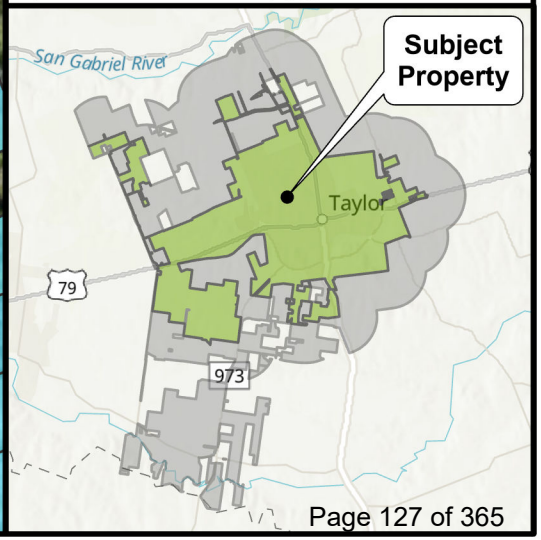

PZ-2024-2212

1120 W Lake Drive
Rezoning
Proposed Zoning Map
Approximately 1.24 acres

- City Limits
- Subject Property
- Parcels

Place Type Zoning

- P2.5: Large Lot
- P3: Neighborhood

N 0 150 300
Feet

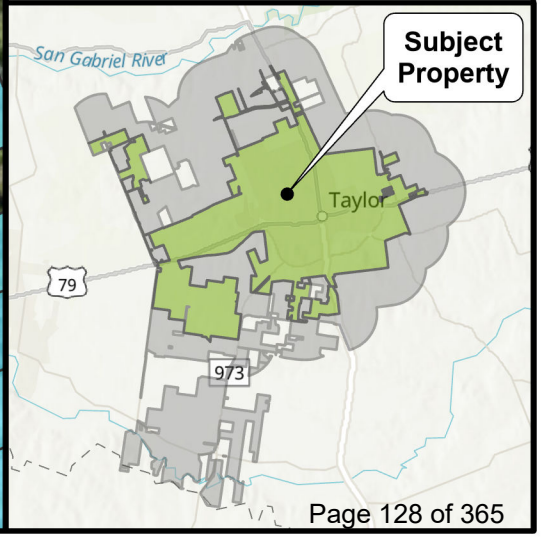

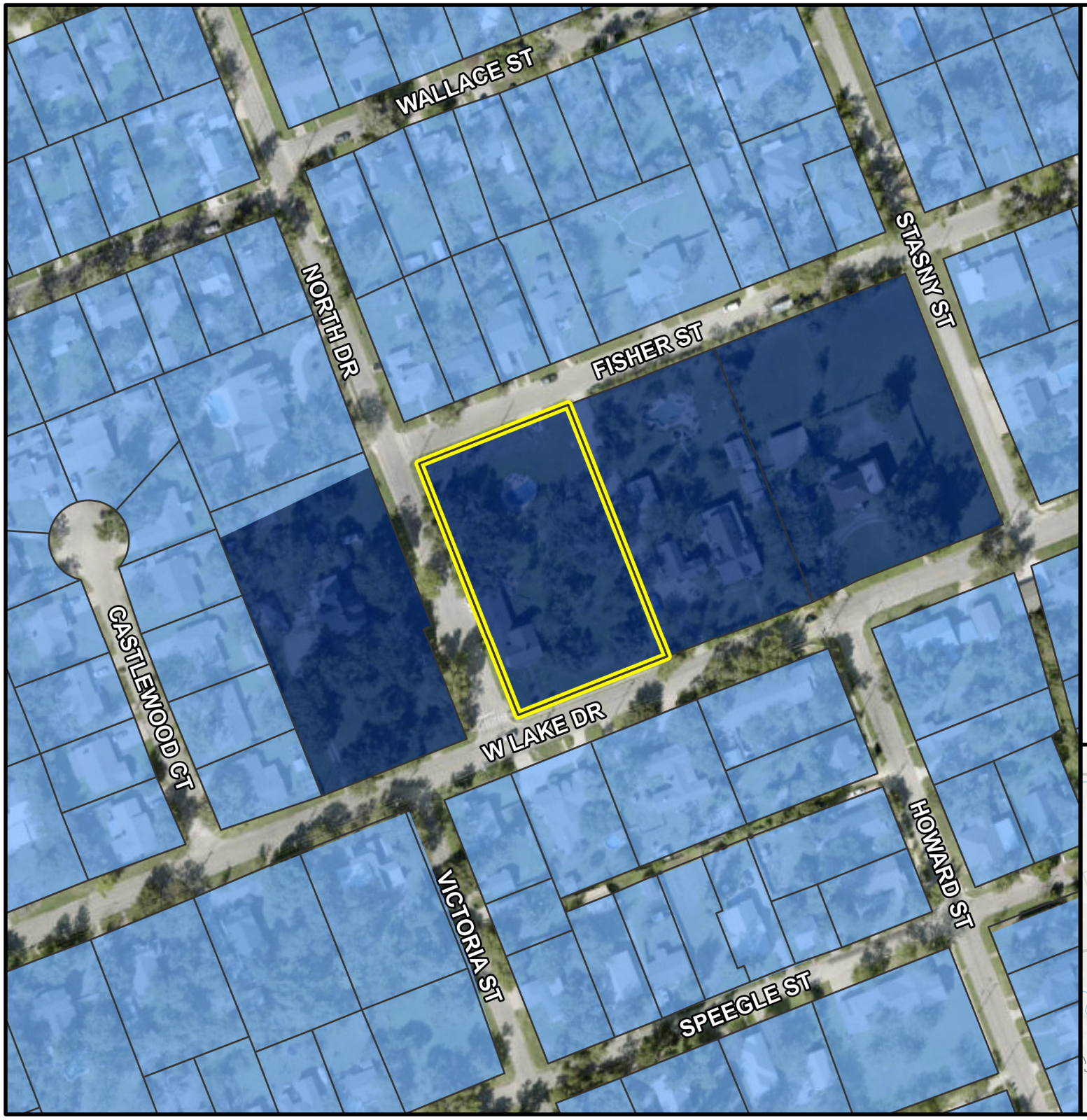

PZ-2024-2212

1120 W Lake Drive
Rezoning
Growth Sector Map
Approximately 1.24 acres

- City Limits
- Subject Property
- Parcels

Growth Sector

- Infill Neighborhood Sector (G-4)
- Infill Growth Sector (G-5)

N 0 150 300
Feet

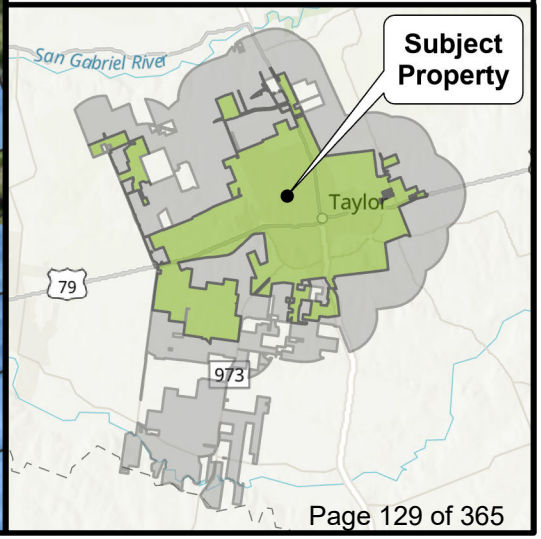

PZ-2024-2212

1120 W Lake Drive
Rezoning
Future Land Use Map
Approximately 1.24 acres

- City Limits
- Subject Property
- Parcels

Future Land Use

- Neighborhood Infill
- Market: Neighborhood

N 0 150 300
Feet

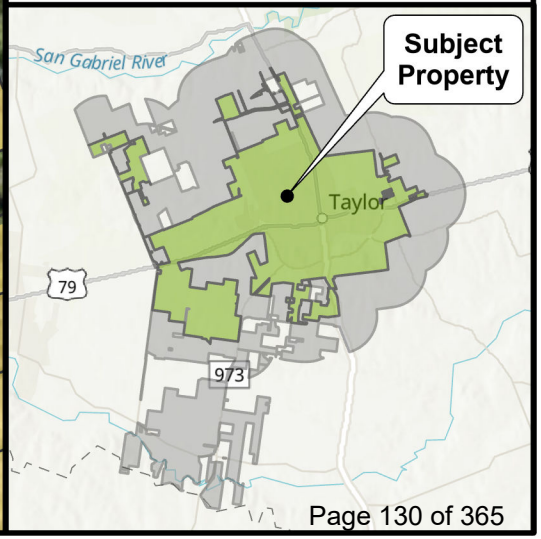

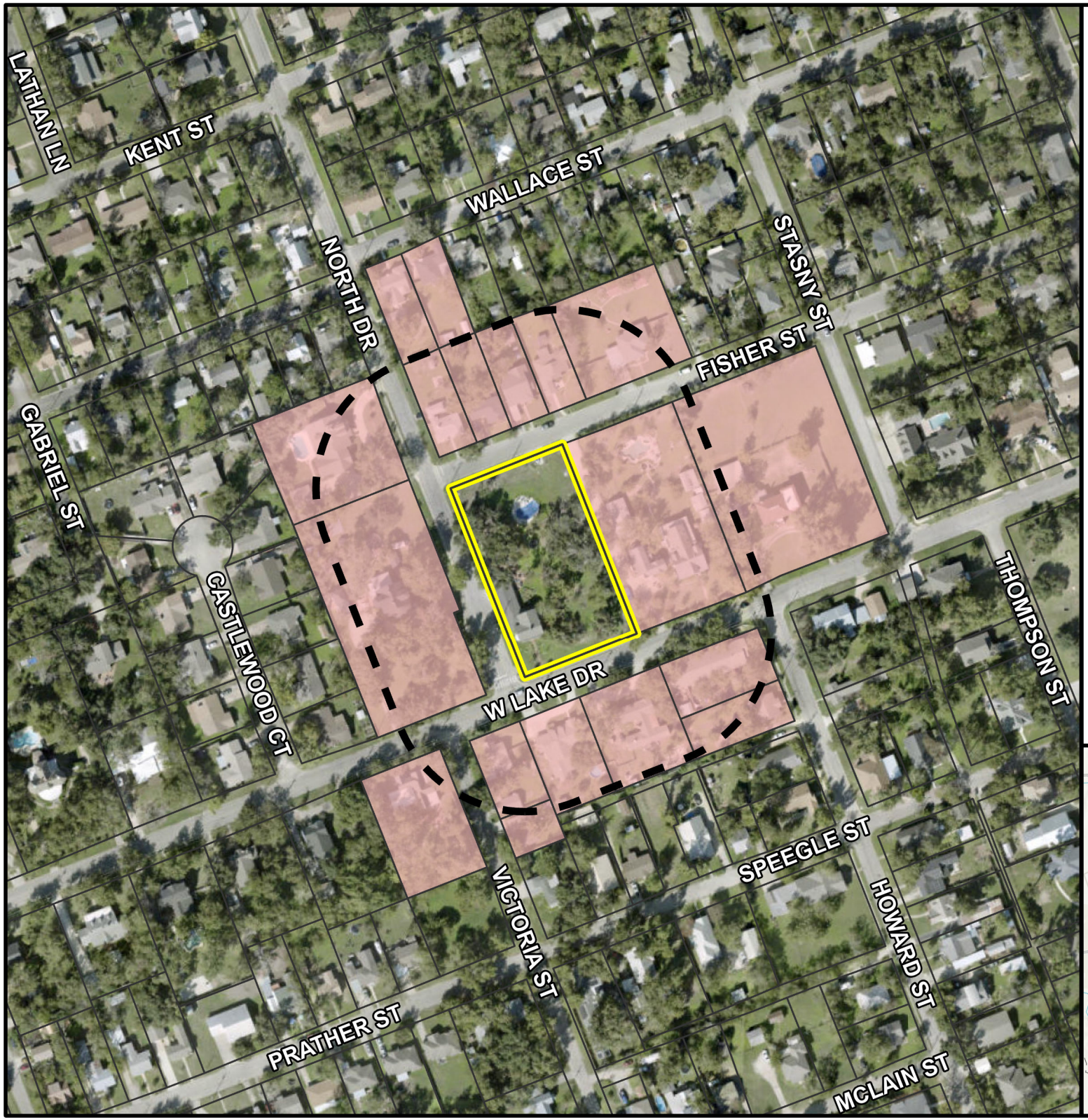

PZ-2024-2212

1120 W Lake Drive
Rezoning
Notification Map
Approximately 1.24 acres

- City Limits
- Subject Property
- 200-ft. Buffer
- Notified Properties
- Parcels

N 0 200 400
Feet

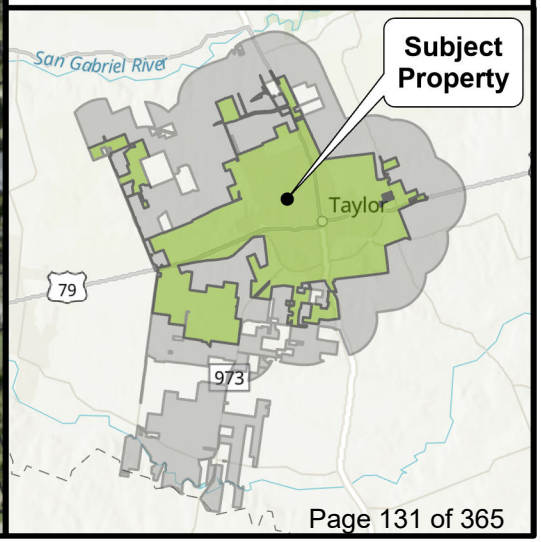

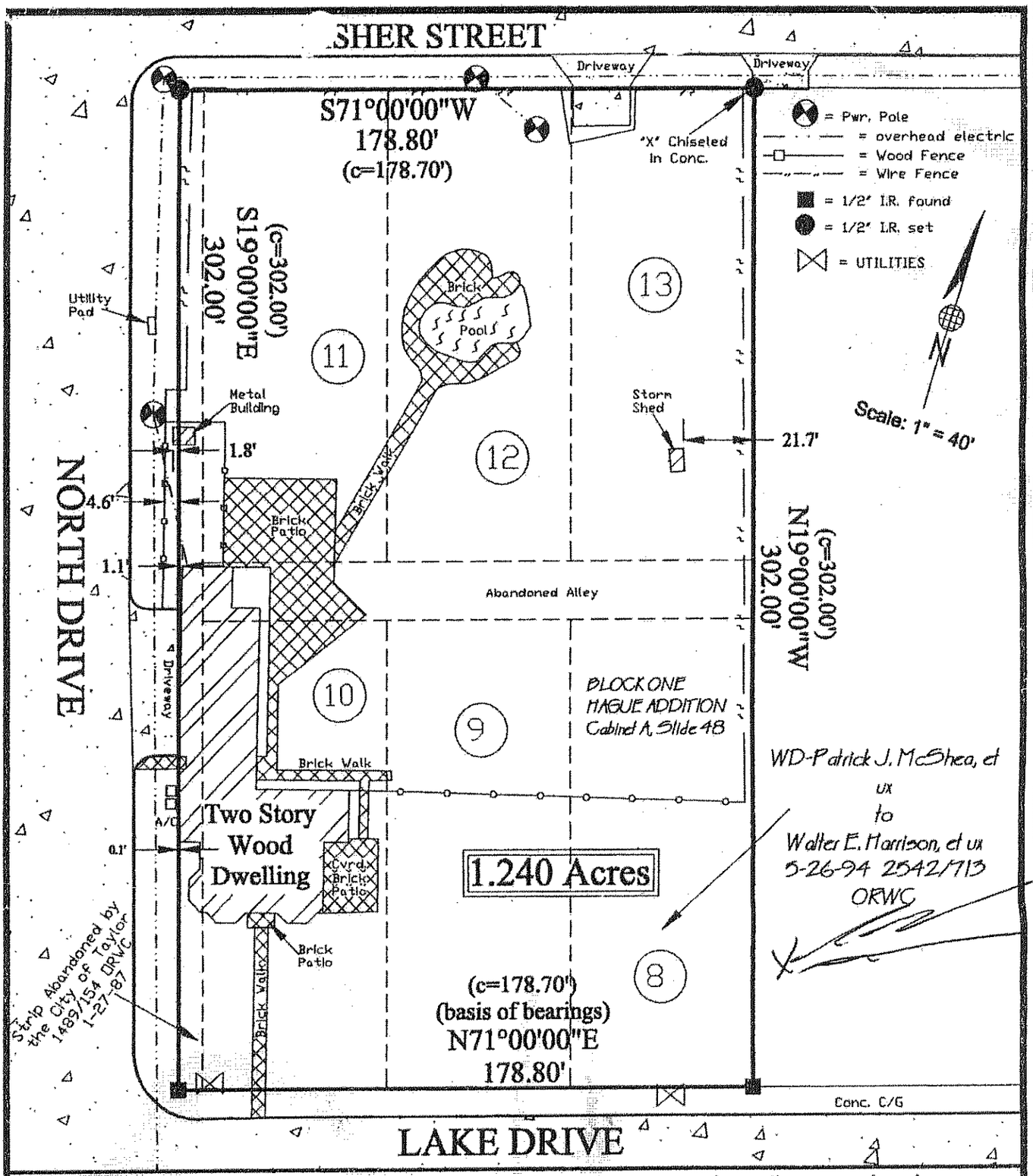

This is to certify that, on this date, a true and accurate survey was made on the ground under my supervision of property located at No. 1120 Lake Drive in Williamson County, Texas, described as follows: Lots 8, 9, 10, 11, 12 and 13, Block 1, Hague Heights, according to the map or plat thereof recorded in Cabinet A, Slide 48, of the Plat Records of Williamson County, Texas, and those certain tracts of land abandoned by City of Taylor as conveyed in Deed recorded in Volume 1489, Page 157, Official Records Williamson County, Texas.

FLOOD NOTE:

The property depicted hereon is / **is not** within a Special Flood Hazard Area as determined by the Federal Emergency Management Agency; the flood area being identified on F. I. R. M. Panel No. **48491 C0266 C** effective 9-27-91 located in Zone "X".

BRYAN TECHNICAL SERVICES, INC.
P. O. BOX 1371
TAYLOR, TEXAS 76574
512-365-2524
512-365-2526 (Fax)
bbryan@ccsi.com

NOTE: This tract is subject to easements, covenants, conditions, restrictions and right to create additional public utility easements across subject property as shown on foregoing plat.

STATE OF TEXAS REGISTERED BRUCE LANE BRYAN 4249 PROFESSIONAL LAND SURVEYOR

To: First American Title Insurance Company of Texas

Re: Harrison, G.F.# 03010296, Proj. No. 01-752

SURVEYORS CERTIFICATE

The plat shown hereon is a true, correct and accurate representation of the property as determined by survey, the lines and dimensions of said property being as indicated by the plat; the size, location and type of buildings are as shown, all improvements being within the boundaries of the property, set back from the property lines the distances indicated. There are no encroachments, conflicts or protrusions, except as shown hereon, and said property has access to and from a dedicated roadway.

DATE: December 28, 2001

ORDINANCE NO. 2024-45

AN ORDINANCE APPROVING AN INFILL NEIGHBORHOOD PLAN ON PROPERTY GENERALLY LOCATED AT 1120 W. LAKE DRIVE, LEGALLY DESCRIBED AS HAGUE HEIGHTS ADDITION, BLOCK ONE, LOTS EIGHT THROUGH THIRTEEN, CONSISTING OF APPROXIMATELY 1.24 ACRES OF LAND, MORE PARTICULARLY DESCRIBED BY THE WILLIAMSON CENTRAL APPRAISAL DISTRICT PARCEL R017151, TAYLOR, WILLIAMSON COUNTY, TEXAS, AMENDING THE OFFICIAL ZONING MAP OF THE CITY OF TAYLOR, TEXAS, TO SHOW THE ZONING CHANGE ADOPTED HEREIN; PROVIDING A SAVINGS CLAUSE.

WHEREAS, the Taylor City Council, after proper notice, conducted a public hearing on October 24, 2024, to consider the request made by the applicant, whose property is legally described in Exhibit "A" attached hereto and incorporated by reference herein for all purposes ("Properties"), to approve an Infill Neighborhood Plan; and

WHEREAS, the Planning and Zoning Commission, after proper notice, conducted a public hearing on October 8, 2024, to consider the zoning request, and recommended the Infill Neighborhood Plan to the City Council; and

WHEREAS, the City Council, after the public hearing, approves the request for the Infill Neighborhood Plan and Property zoning change.

NOW, THEREFORE, BE IT ORDAINED BY THE CITY COUNCIL OF THE CITY OF TAYLOR, TEXAS, that:

SECTION 1. The facts and recitations contained in the preamble of this Ordinance are hereby declared to be true and correct and are incorporated by reference herein and made a part hereof, as if copied verbatim.

SECTION 2. The Official Zoning map of the City of Taylor, Texas, is changed to indicate that an Infill Neighborhood Plan with standards outlined in Exhibit "B" has been approved for the Property and to show the allocation and location of Place Types on the Property as depicted in Exhibit "C" attached hereto and incorporated herein for all purposes.

SECTION 3. All other terms and conditions contained in the official zoning map, except as amended herein, shall continue and remain in full force and effect.

SECTION 4. Should any section, paragraph, clause, phrase, or provision of this Ordinance be adjudged invalid or held unconstitutional, the same shall not affect the validity of this Ordinance as a whole or any part of the provisions thereof, other than the part so decided to be invalid or unconstitutional.

SECTION 5. In accordance with Article VIII of the City Charter, Ordinance 2024-45 was introduced before the Taylor City Council on the 24th day of October 2024.

PASSED, APPROVED, and ADOPTED on the _____ day of _____, 2024.

_____
Dwayne Ariola, Mayor

ATTEST:

_____
Lucy Aldrich, City Clerk

APPROVED AS TO FORM:

_____
Mark Schroeder,
City Attorney

CERTIFICATE

THE STATE OF TEXAS

COUNTY OF WILLIAMSON

I, Lucy Aldrich, being the current City Clerk of the City of Taylor, Texas, do hereby certify that the attached is a true and correct copy of Ordinance No. 2024-45, passed and approved by the City Council of the City of Taylor, Texas, on the _____ day of _____ 2024, and such Ordinance was duly introduced, passed, approved and adopted at meetings open to the public and notices of the meetings, giving the dates, places, and subject matter thereof, were posted as prescribed by Government Code Section 551.043.

Witness my hand and seal of office this _____ day of _____ 2024.

_____
Lucy Aldrich
City Clerk

EXHIBIT A

(Metes & Bounds/Legal Description/Survey)

Blocks	
Block Length (maximum)	300 ft
Block Perimeter (maximum)	1,320 ft

Lots	
Width (minimum	None
Area (minimum)	None
Lot Coverage (maximum)	60%
Build-to-Line (range)	5 ft – 20 ft
Façade Buildout (minimum)	50%
Stories (maximum)	2 Stories

Parking Location	
First Layer	Not Permitted
Second Layer	Permitted
Third Layer	Permitted
On-Street	Permitted
RV Storage	Permitted

Private Frontage Types	
Common Yard	Permitted
Porch with Optional Fence	Permitted
Stoop	Permitted
Gallery	Not Permitted
Arcade	Not Permitted
Shopfront	Not Permitted
Forecourt	Permitted
Terrace	Permitted

Building Disposition	
Edgeyard	Permitted
Sideyard	Permitted
Courtyard	Permitted
Rearyard	Not Permitted

Building Types	
Detached Dwelling	Permitted
Attached Dwelling	Not Permitted
Cottage Court	Not Permitted
Duplex	Not Permitted
Triplex	Not Permitted
Quadraplex	Not Permitted
Small Apartment	Not Permitted
Large Apartment	Not Permitted
Manufactured Home/Park	Not Permitted
Accessory Dwelling Unit	Permitted
Recreation Vehicle Park	Not Permitted
Residential Accessory	Permitted
Small Commercial	Not Permitted
Live/Work	Not Permitted
Mixed-Use Commercial	Not Permitted
Large Commercial	Not Permitted
Highway Commercial	Not Permitted
Industrial	Not Permitted
Carts, Kiosks, Food Trailers	Not Permitted
Commercial Accessory	Not Permitted
Civic Buildings	Permitted

PZ-2024-2212

1120 W Lake Drive
Rezoning
Proposed Zoning Map
Approximately 1.24 acres

- City Limits
- Subject Property
- Parcels

Place Type Zoning

- P2.5: Large Lot
- P3: Neighborhood

N 0 150 300
Feet

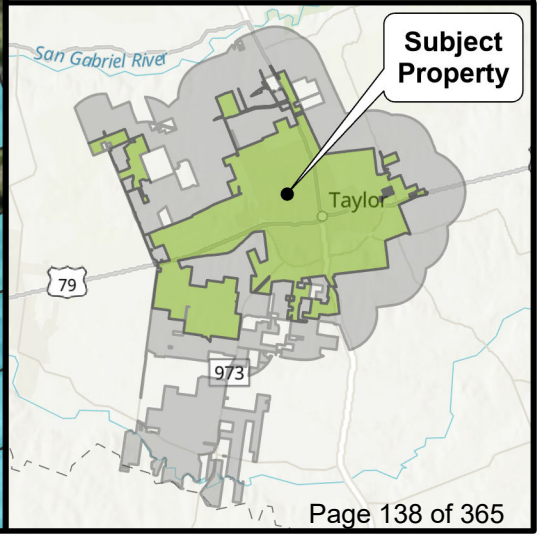

PZ-2024-2212

Infill Neighborhood Plan

P2.5 – Large Lot to P3 – Neighborhood

1120 W. Lake Drive

Location Map

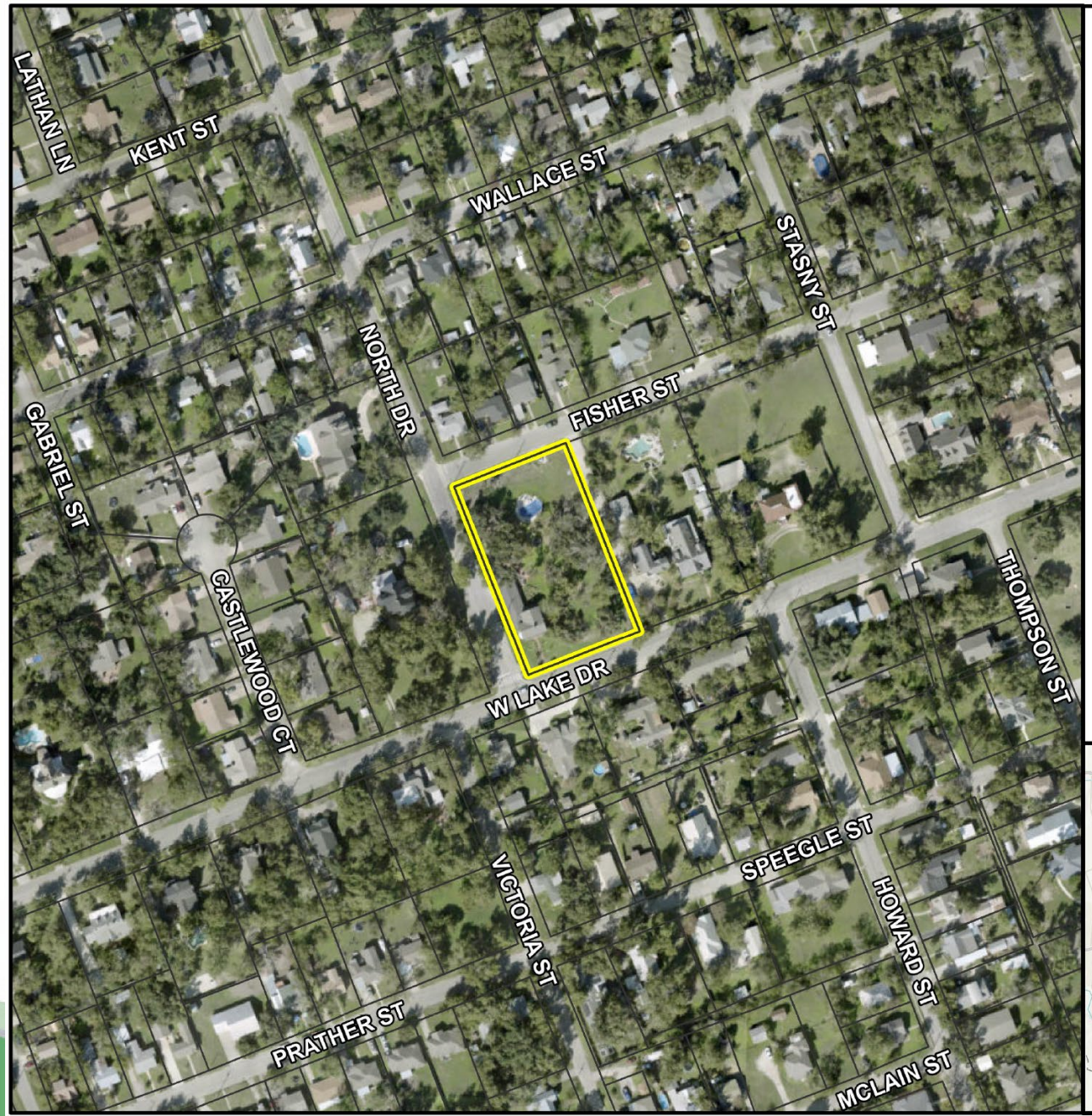

Taylor Texas
CITY OF TAYLOR TX

PZ-2024-2212

1120 W Lake Drive
Rezoning
Location Map
Approximately 1.24 acres

City Limits
Subject Property
Parcels

N 0 200 400
Feet

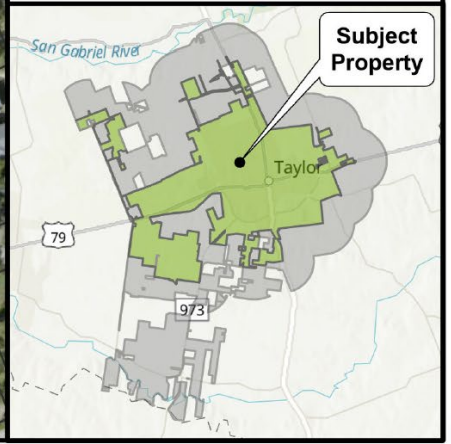

Taylor Texas
CITY OF TAYLOR TX

Growth Sector & Future Land Use Map

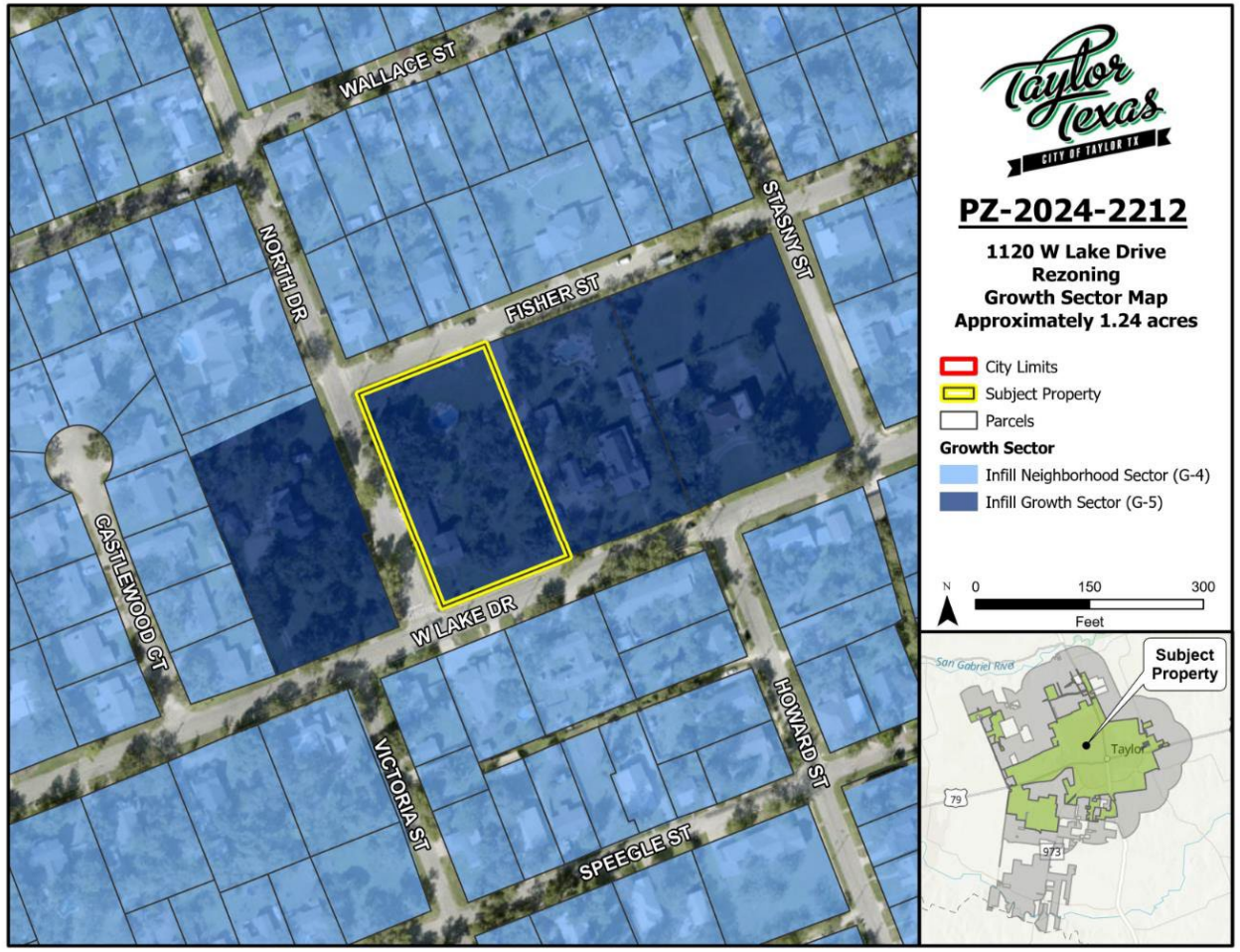

Hague Heights Plat (1915)

CABINET A SLIDE 48

State of Texas,

County of Williamson.

Know All Men By These Presents:-

That we, Annie Hague and Ed. R. Hague, husband and wife of Williamson County, Texas, do hereby certify that theabove and foregoing map is a true and correct map of an addition made by us to the City of Taylor, Texas, in above said county, to be known as "Hague Heights" consisting of Blocks Numbered 1 and 2, and each Block consisting of 20 lots, numbered consecutively from 1 to 20, and all sales of said lots will be made with reference to said map.

In witness whereof we have hereto set our hands this the 30th day of March A.D.1915.

Annie N. Hague,

Ed R Hague.

State of Texas,)
County of Williamson.) Before me, Fred I Fisher, a Notary Public in and for Williamson County, Texas, on this day personally appeared Ed R Hague and Annie Hague, wife of said Ed R Hague known toms tohe the persons whose names are subscribed to the foregoing instrument, and acknowledged to me that they executed the same for the purposes and consideration therein expressed. And the said Annie Hague wife of the said Ed R Hague, having been examined hyme privily and apart from her husband, and having the same fully explained to her, the said Annie Hague acknowledged such instrument to be her act and deed, and declared that she had willingly signed the same for the purposes and consideration therein expressed, and that she did not wish to retract it.

Given under my hand and seal of office, this 30th day of March A. D. 1915.

(L.S.) Fred I Fisher, Notary Public, in and for
Seal. Williamson County, Texas.

Filed for Record April 1st. 1915, at 8 o'clock A M.
Recorded April 1st, 1915, at 9:30 o'clock A M.

County Clerk, Williamson County, Texas.

By _____ Dept.

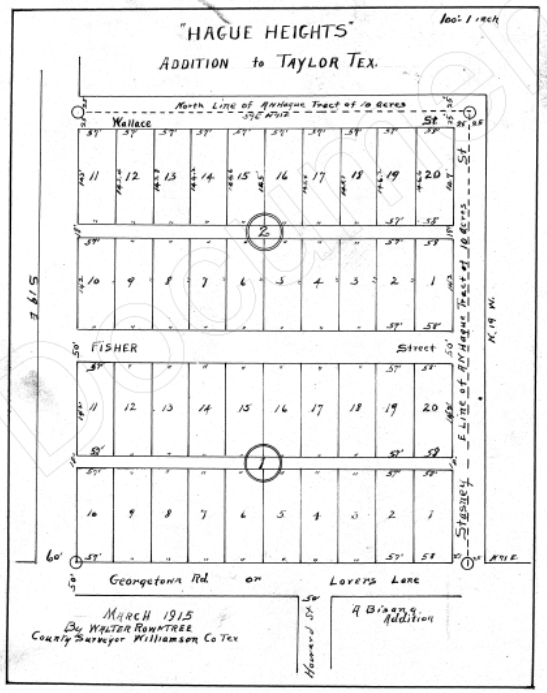

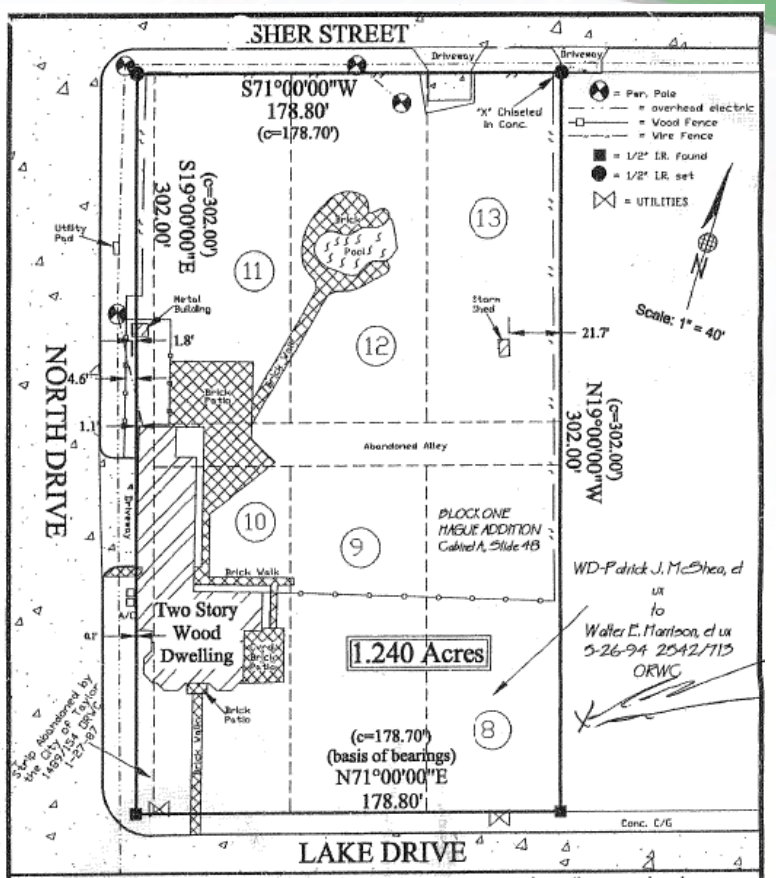

This is to certify that, on this date, a true and accurate survey was made on the ground under my supervision of property located at No. 1120 Lake Drive in Williamson County, Texas, described as follows: Lots 8, 9, 10, 11, 12 and 13, Block 1, Hague Heights, according to the map or plat thereof recorded in Cabinet A, Slide 48, of the Plat Records of Williamson County, Texas, and those certain tracts of land abandoned by City of Taylor as conveyed in Deed recorded in Volume 1489, Page 157, Official Records Williamson County, Texas.

FLOOD NOTE:

The property depicted hereon is / is not within a Special Flood Hazard Area as determined by the Federal Emergency Management Agency; the flood area being identified on F. I. R. M. Panel No. 48491 C0286 C effective 9-27-91 located in Zone "X".

BRYAN TECHNICAL SERVICES, INC.
P. O. BOX 1371
TAYLOR, TEXAS 76574
512-365-2524
512-365-2526 (Fax)
bbryan@ccsi.com

NOTE: This tract is subject to easements, covenants, conditions, restrictions and right to create additional public utility easements across subject property as shown on foregoing plat.

STATE OF TEXAS REGISTERED BRUCE LANE BRYAN 4849 PROFESSIONAL LAND SURVEYOR

To: First American Title Insurance Company of Texas

Re: Harrison, G.F.# 0301 0296, Proj. No. 01-752

SURVEYORS CERTIFICATE

The plat shown hereon is a true, correct and accurate representation of the property as determined by survey, the lines and dimensions of said property being as indicated by the plat; the size, location and type of buildings are as shown, all improvements being within the boundaries of the property, set back from the property lines the distances indicated. There are no encroachments, conflicts or protrusions, except as shown hereon, and said property has access to and from a dedicated roadway.

DATE: December 28, 2001

Survey with Abandoned Alley

Unofficial Document

Place Type (Zoning)
From → To

4.2.3.4 P2.5: LARGE LOT

The P2.5 Large Lot Place Type includes properties that are one (1) acre or greater. Generally, the lots contain one (1) or more structures with large setbacks from the street. Properties may be entirely fenced but can be seen from the street edge. Generally, the properties are residential in nature.

4.2.3.5 P3: NEIGHBORHOOD

The P3 Neighborhood Place Type generally includes low-density residential areas. P3 is adjacent to higher density Place Types that have some mixed-use buildings. Setbacks vary from relatively deep to shallow. The roads and blocks may be irregular to accommodate natural conditions.

Current Place Type Allocation at 1120 W. Lake Dr.

4.3.1.4 P2.5 LARGE LOT

LOTS	
WIDTH (MINIMUM)	NONE
AREA (MINIMUM)	1 ACRE MINIMUM
LOT COVERAGE (MAXIMUM)	40%
BUILD-TO-LINE (RANGE)	10'-150'
FACADE BUILDOUT (MINIMUM)	40%
STORIES (MAXIMUM)	3 STORIES

BLOCKS	
BLOCK LENGTH (MAXIMUM)	720'
BLOCK PERIMETER (MAXIMUM)	2,880'

PUBLIC FRONTAGE (RIGHT OF WAY)	
SIDEWALK ZONE WIDTH	5'-15'
LANDSCAPE ZONE	PERMITTED
VEHICULAR PARKING ZONE WIDTH	PARALLEL - 8'
VEHICULAR TRAVEL ZONE WIDTH	16'-24'

BUILDING TYPES	
DETACHED DWELLING	●
ATTACHED DWELLING	○
COTTAGE COURT	●
DUPLEX	○
TRIPLEX	○
QUADRAPLEX	○
SMALL APARTMENT	○
LARGE APARTMENT	○
MANUFACTURED HOME/PARK	●
ACCESSORY DWELLING UNIT	●
RECREATIONAL VEHICLE PARK	○
RESIDENTIAL ACCESSORY	●
SMALL COMMERCIAL	○
LIVE/WORK	○
MIXED-USE COMMERCIAL	○
LARGE COMMERCIAL	○
HIGHWAY COMMERCIAL	○
INDUSTRIAL	○
CARTS, KIOSKS, FOOD TRAILERS	○
TEMPORARY COMMERCIAL	○
COMMERCIAL ACCESSORY	○
CIVIC BUILDINGS	●

PRIVATE FRONTAGE TYPES	
COMMON YARD	●
PORCH WITH OPTIONAL FENCE	●
STOOP	●
GALLERY	○
ARCADE	○
SHOPFRONT	○
FORECOURT	●
TERRACE	●

BUILDING DISPOSITION	
EDGEYARD	●
SIDEYARD	○
COURTYARD	○
REARYARD	○

PERMITTED	●
NOT PERMITTED	○

STREET TYPES	
RURAL STREET	○
RESIDENTIAL ALLEY	●
COMMERCIAL ALLEY	○
YIELD STREET	●
NEIGHBORHOOD STREET	●
NEIGHBORHOOD AVENUE	●
SIDE STREET	○
2 LANE COMMUNITY BOULEVARD	○
4 LANE COMMUNITY BOULEVARD	○
PATH	●
TRAIL	●

PARKING LOCATION	
FIRST LAYER	○
SECOND LAYER	●
THIRD LAYER	●
ON-STREET	○
RV STORAGE	●

Existing P3 Place Type Standards

4.3.1.5 P3 - NEIGHBORHOOD

LOTS	
WIDTH (MINIMUM)	NONE
AREA (MINIMUM)	NONE
LOT COVERAGE (MAXIMUM)	60%
BUILD-TO-LINE (RANGE)	5'-20'
FACADE BUILDOUT (MINIMUM)	50%
STORIES (MAXIMUM)	3 STORIES

BLOCKS	
BLOCK LENGTH (MAXIMUM)	330'
BLOCK PERIMETER (MAXIMUM)	1,320'

PUBLIC FRONTAGE (RIGHT OF WAY)	
SIDEWALK ZONE WIDTH	5'-15'
LANDSCAPE ZONE	PERMITTED
VEHICULAR PARKING ZONE WIDTH	PARALLEL - 8'
VEHICULAR TRAVEL ZONE WIDTH	16'-24'

BUILDING TYPES	
DETACHED DWELLING	●
ATTACHED DWELLING	●
COTTAGE COURT	●
DUPLEX	●
TRIPLEX	○
QUADRAPLEX	○
SMALL APARTMENT	○
LARGE APARTMENT	○
MANUFACTURED HOME/PARK	○
ACCESSORY DWELLING UNIT	●
RECREATIONAL VEHICLE PARK	○
RESIDENTIAL ACCESSORY	●
SMALL COMMERCIAL	○
LIVE/WORK	○
MIXED-USE COMMERCIAL	○
LARGE COMMERCIAL	○
HIGHWAY COMMERCIAL	○
INDUSTRIAL	○
CARTS, KIOSKS, FOOD TRAILERS	○
TEMPORARY COMMERCIAL	○
COMMERCIAL ACCESSORY	○
CIVIC BUILDINGS	●

PRIVATE FRONTAGE TYPES	
COMMON YARD	●
PORCH WITH OPTIONAL FENCE	●
STOOP	●
GALLERY	○
ARCADE	○
SHOPFRONT	○
FORECOURT	●
TERRACE	●

BUILDING DISPOSITION	
EDGEYARD	●
SIDEYARD	●
COURTYARD	●
REARYARD	○

PERMITTED	●
NOT PERMITTED	○

STREET TYPES	
RURAL STREET	○
RESIDENTIAL ALLEY	●
COMMERCIAL ALLEY	○
YIELD STREET	●
NEIGHBORHOOD STREET	●
NEIGHBORHOOD AVENUE	●
SIDE STREET	●
2 LANE COMMUNITY BOULEVARD	●
4 LANE COMMUNITY BOULEVARD	○
PATH	●
TRAIL	●

PARKING LOCATION	
FIRST LAYER	○
SECOND LAYER	●
THIRD LAYER	●
ON-STREET	●
RV STORAGE (THIRD LAYER)	●

Proposed P3 Place Type Standards

Blocks	
Block Length (maximum)	300 ft
Block Perimeter (maximum)	1,320 ft

Lots	
Width (minimum	None
Area (minimum)	None
Lot Coverage (maximum)	60%
Build-to-Line (range)	5 ft – 20 ft
Façade Buildout (minimum)	50%
Stories (maximum)	2 Stories

Parking Location	
First Layer	Not Permitted
Second Layer	Permitted
Third Layer	Permitted
On-Street	Permitted
RV Storage	Permitted

Private Frontage Types	
Common Yard	Permitted
Porch with Optional Fence	Permitted
Stoop	Permitted
Gallery	Not Permitted
Arcade	Not Permitted
Shopfront	Not Permitted
Forecourt	Permitted
Terrace	Permitted

Building Disposition	
Edgeyard	Permitted
Sideyard	Permitted
Courtyard	Permitted
Rearyard	Not Permitted

Building Types	
Detached Dwelling	Permitted
Attached Dwelling	Not Permitted
Cottage Court	Not Permitted
Duplex	Not Permitted
Triplex	Not Permitted
Quadraplex	Not Permitted
Small Apartment	Not Permitted
Large Apartment	Not Permitted
Manufactured Home/Park	Not Permitted
Accessory Dwelling Unit	Permitted
Recreation Vehicle Park	Not Permitted
Residential Accessory	Permitted
Small Commercial	Not Permitted
Live/Work	Not Permitted
Mixed-Use Commercial	Not Permitted
Large Commercial	Not Permitted
Highway Commercial	Not Permitted
Industrial	Not Permitted
Carts, Kiosks, Food Trailers	Not Permitted
Commercial Accessory	Not Permitted
Civic Buildings	Permitted

Existing Place Type Zoning

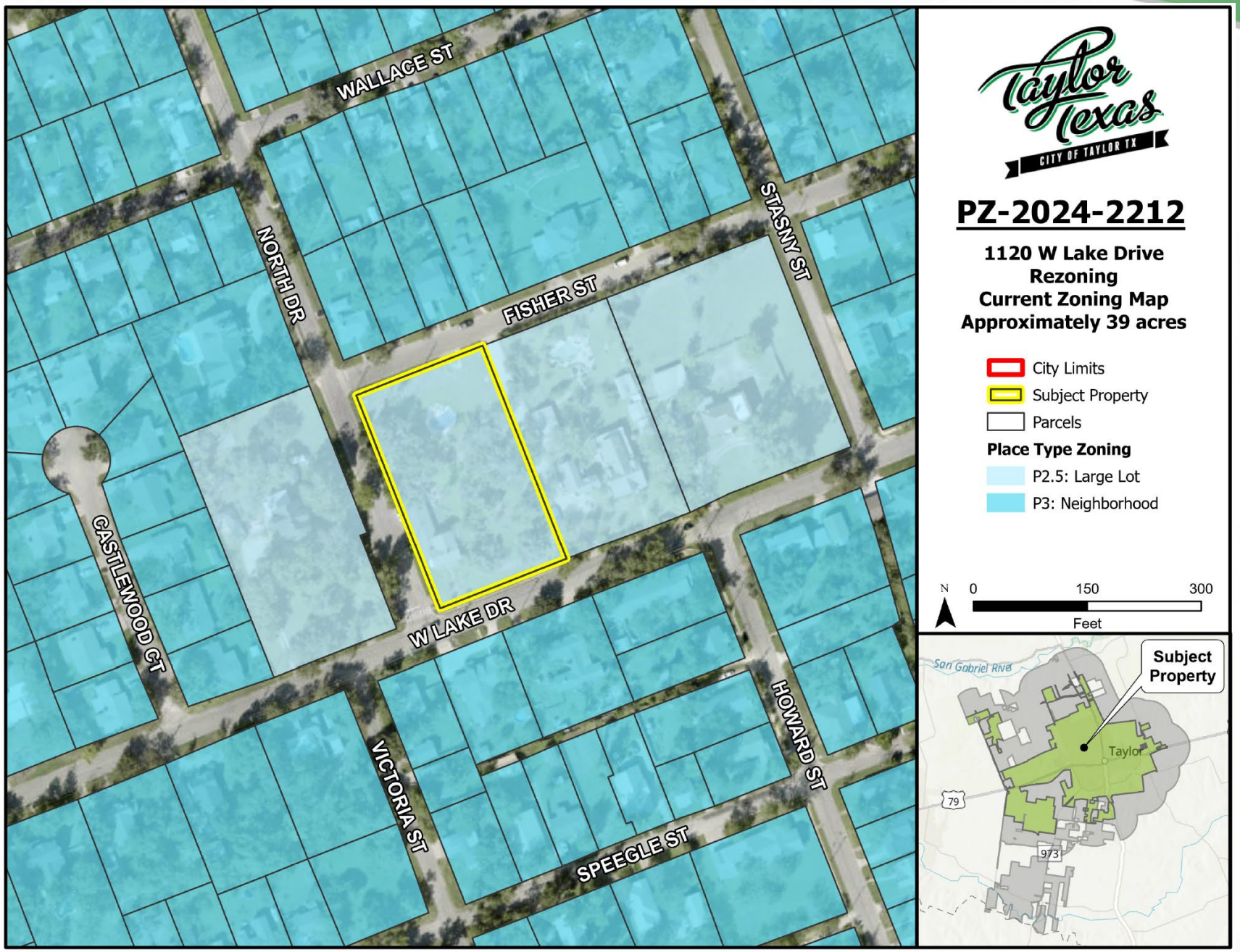

Proposed Place Type Zoning

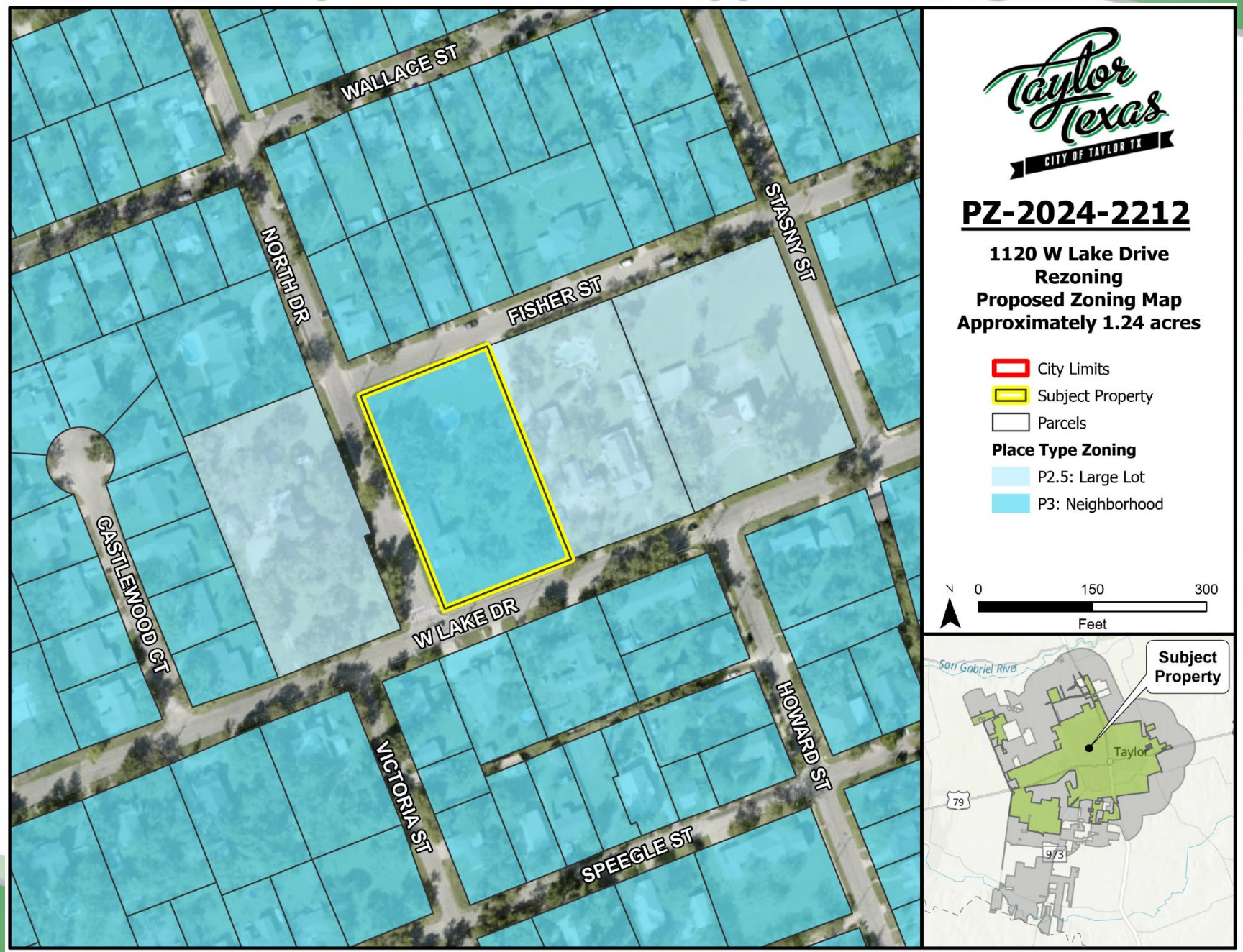

Notification Map

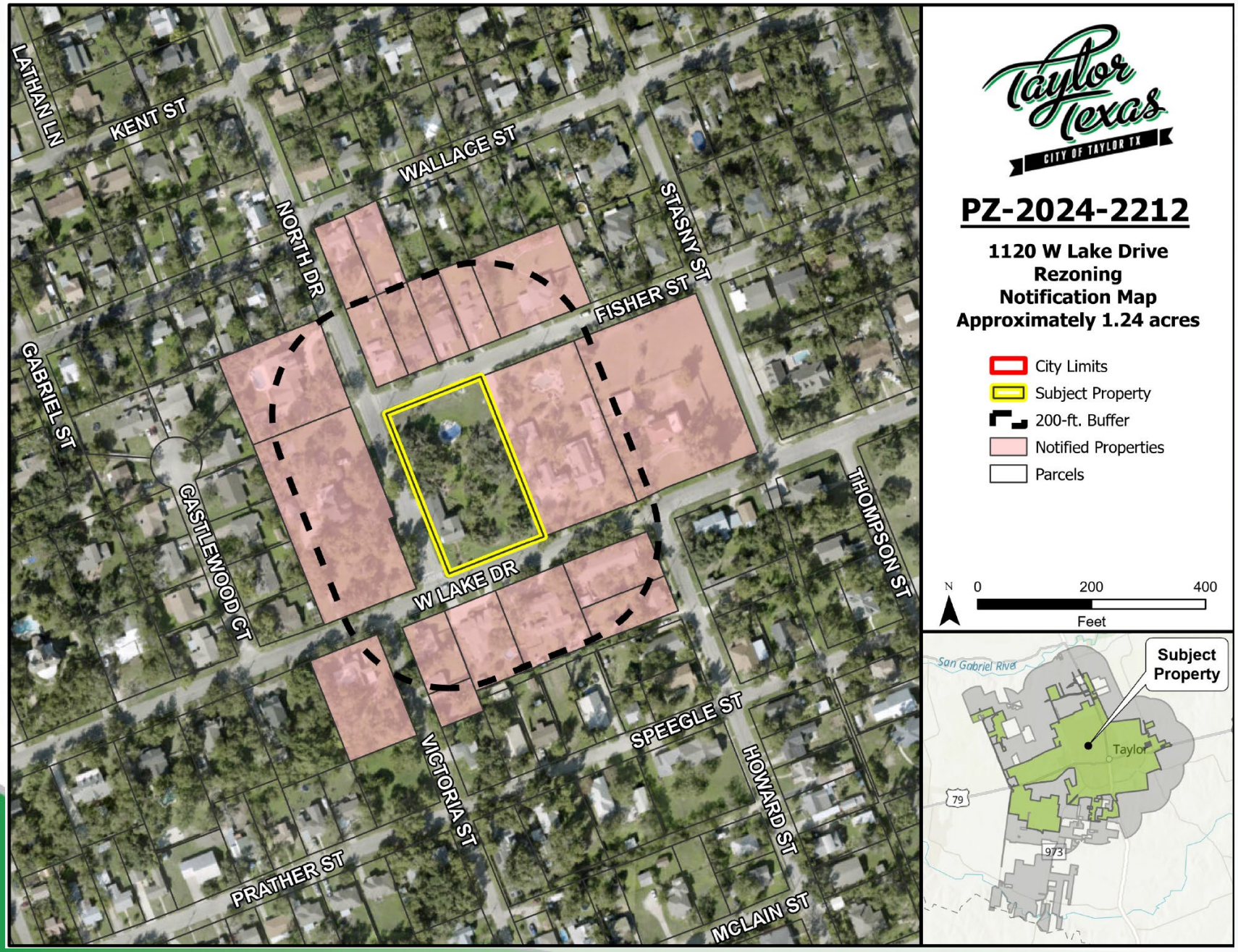

- 21 notices were sent out to adjacent property owners within 200 ft. of the subject property.
- Staff received one (1) responses in opposition and zero (0) response in support.

P&Z Recommendation

At the October 8, 2024, Planning and Zoning Commission Meeting the Commission voted (6-2) to recommend Approval of the Infill Neighborhood Plan with further modification of the P3 – Neighborhood Place Type to not permit Attached Dwellings, Cottage Courts, and Duplex building types, and to limit the height of buildings to two stories.

City Council Meeting November 14, 2024 Transmittal Letter

STRATEGIC PILLAR
Economic Vitality

Agenda Item Number: 4.

Agenda Title: **Introduce Ordinance 2024-46 Amending the Fiscal Year 2024 Budget.**

Council Action to be Taken: Introduce Ordinance 2024-46

Department Submitted: Finance

Staff Contact: Jeff Wood, Chief Financial Officer

1. PURPOSE / DESCRIPTION

The purpose of this agenda item is to introduce Ordinance 2024-46 amending the FY2024 Budget. This is the final budget amendments for FY2024.

2. STAFF ANALYSIS / BACKGROUND / PRIOR COUNCIL ACTIONS

Council has taken action and approved budget amendments in prior fiscal years. The FY24 budget was originally adopted by Council on August 24, 2023 and amended May 9, 2024.

Financial activity during a fiscal year does not always match the anticipated revenues and expenditures approved during the budget development process, and amendments to individual accounts are needed to formally change the budgeted amounts of the affected accounts.

The purpose of this year-end budget amendment is to have the budget closely reflect the actual financial activity that has occurred during FY2024. We accomplish this by adjusting each account and then summarizing those adjustments by budgeting fund/department and category within the department. We have also included amendments for the Capital Improvement/Bond Funds to reflect the activity related to ongoing capital improvements.

The two attachments to this request:
Ordinance No. 2024-46 – This is the official document that formalizes the adoption of the changes contained in Exhibit A.
Exhibit A – This attachment is part of the ordinance and specifies the items to be amended by fund and category.

3. PROS and CONS

PROS	CONS
• Properly account for unplanned/emergency expenditures and the use of donated, grant, and bond funds. • Maintain efficient processing of purchase orders and accounts payable. • Adjust individual accounts to accurately reflect the fiscal year activity in the account.	• If unapproved, accounts will not accurately reflect the activity that has occurred in the account and some accounts would remain over expended

4. RECOMMENDATION

Staff recommends that Council introduce Ordinance 2024-46 to amend the FY 2024 budget

5. FUNDING SOURCE

Various funding sources as identified in Exhibit A

6. TIMELINE

Ordinance 2024-46 is being introduced on November 14, 2024. Staff will schedule adoption of the ordinance for the December 12, 2024 meeting

7. OTHER OPTIONS

NA

8. ATTACHMENTS

1. Draft Ordinance 2024-46
2. Exhibit A
3. Budget Amendment FY 24 Presentation

ORDINANCE NO. 2024-46

AN ORDINANCE OF THE CITY OF TAYLOR, TEXAS AMENDING ORDINANCE NO. 2024-19 ADOPTED ON May 09, 2024 MAKING APPROPRIATIONS FOR THE SUPPORT OF THE CITY FOR FISCAL YEAR BEGINNING OCTOBER 1, 2023 AND ENDING SEPTEMBER 30, 2024; BY AMENDING THE AMOUNT OF APPROPRIATIONS FOR THE GENERAL FUND AND OTHER CITY FUNDS THAT PROVIDE FOR THE PAYMENT OF OPERATING EXPENSES AND CAPITAL OUTLAY AND BY CHANGING THE AMOUNT APPROPRIATED FOR VARIOUS DEPARTMENTS OF THE CITY.

BE IT ORDAINED BY THE CITY COUNCIL OF THE CITY OF TAYLOR:

SECTION 1.0: That the appropriations for the fiscal year beginning October 1, 2023 and ending September 30, 2024, for the support of the general government of the City of Taylor, Texas be amended for said term in accordance with the change in revenues and expenditures shown in the attached Exhibit A.

SECTION 2.0: That the amendment, as shown in words and figures in Exhibit A, is hereby approved in all aspects and adopted as an amendment to the City budget for the fiscal year October 1, 2023 and ending September 30, 2024.

SECTION 3.0: In accordance with Article 8 of the City Charter, this ordinance was introduced before the City Council of the City of Taylor, Texas on the 14th day of November, 2024.

PASSED, APPROVED, and **ADOPTED** this the ____ day of _____, 2024.

_____
Dwayne Ariola, Mayor

ATTEST:

_____
Lucy Aldrich, City Clerk

APPROVED AS TO FORM:

_____
Mark Schroeder, City Attorney

EXHIBIT A ORDINANCE 2024-46

	FY 2023-24 APPROVED BUDGET	FY 2023-24 Y-T-D ACTUALS	FY 2023-24 Q4 AMENDMENTS
100 - GENERAL FUND			
REVENUES			
310-TAXES	23,173,000	30,617,936	7,444,936
320-PERMITS AND LICENSES	1,202,000	1,102,856	(99,144)
330-INTERGOVERNMENTAL REV	402,600	642,522	239,922
340-CHARGES FOR SERVICES	755,300	1,328,316	573,016
410-FINES AND FORFEITURES	179,500	255,180	75,680
420-ASSESSMENTS	15,791	44,567	28,776
430-USE OF MONEY AND PROP	3,310,000	2,004,506	(1,305,494)
440-DONATIONS FROM PRIVAT	47,550	231,331	183,781
450-INTERFUND OPERATING T	2,447,435	2,465,405	17,970
460-PROCEEDS GEN FIXED AS	0	2,314	2,314
470-PROCEEDS GEN LONG TER	0	0	0
100 - GENERAL FUND TOTAL REVENUES	**$31,533,176**	**$38,694,933**	**$7,161,757**
EXPENDITURES			
500-CITY COUNCIL	440,739	356,198	(84,541)
501-CITY MANAGEMENT	998,151	970,333	(27,818)
503-PUBLIC INFORMATION	311,028	289,715	(21,313)
504-HUMAN RESOURCES	466,057	468,383	2,326
505-CITY CLERK	214,345	204,402	(9,943)
512-FINANCIAL SERVICES	1,077,536	922,108	(155,428)
516-MUNICIPAL COURT	385,381	421,940	36,559
522-DEVELOPMENT SERVICES	1,772,193	1,932,578	160,385
524-MAIN STREET PROGRAM	200,132	191,881	(8,251)
527-MOODY MUSEUM	22,225	15,393	(6,832)
532-PUBLIC LIBRARY	695,188	598,466	(96,722)
542-FIRE SUPPRESSION/EMER	4,227,925	4,387,031	159,106
552-POLICE FIELD SERVICES	5,370,459	5,398,070	27,611
558-ANIMAL CONTROL SECTIO	383,721	438,509	54,788
563-STREET & GROUND MAIN	3,114,155	3,127,849	13,694
565-PARKS & RECREATION	2,603,015	2,324,528	(278,487)
566-INTERNAL SVCS/BLDG	912,650	738,939	(173,711)
573-ENGINEERING & INSPECT	900,000	1,596,043	696,043
575-INTERNAL SVC/IT DEPT	298,515	288,123	(10,393)
592-NON-DEPARTMENTAL	7,759,949	7,137,768	(622,181)
100 - GENERAL FUND TOTAL EXPENDITURES	**$32,153,364**	**$31,808,255**	**($345,109)**
500 - CITY COUNCIL			
100 - EMPLOYEE SERVICES	136,465	88,661	(47,804)
200 - OPERATIONAL SUPPLIES	18,370	18,742	372
300 - FACILITIES OPERATIONS	3,504	3,006	(498)
500 - CONTRACT SERVICE AND FEES	215,900	199,827	(16,073)
800 - CONTRIBUTION	66,500	45,962	(20,538)
500 - CITY COUNCIL TOTAL	**$440,739**	**$356,198**	**($84,541)**
501 - CITY MANAGEMENT			
100 - EMPLOYEE SERVICES	896,121	923,928	27,807
200 - OPERATIONAL SUPPLIES	27,300	24,336	(2,964)
300 - FACILITIES OPERATIONS	2,400	2,405	5
400 - EQUIPMENT OPERATIONS/MAINTENANCE	1,550	1,202	(348)
500 - CONTRACT SERVICE AND FEES	15,780	18,462	2,682
700 - CAPITAL OUTLAY	55,000	0	(55,000)
800 - CONTRIBUTION	0	0	0
501 - CITY MANAGEMENT TOTAL	**$998,151**	**$970,333**	**($27,818)**
503 - PUBLIC INFORMATION			
100 - EMPLOYEE SERVICES	147,453	128,891	(18,562)
200 - OPERATIONAL SUPPLIES	16,699	15,739	(960)
300 - FACILITIES OPERATIONS	2,139	1,578	(561)
400 - EQUIPMENT OPERATIONS/MAINTENANCE	0	0	0
500 - CONTRACT SERVICE AND FEES	144,737	143,508	(1,229)
700 - CAPITAL OUTLAY	0	0	0
503 - PUBLIC INFORMATION TOTAL	**$311,028**	**$289,715**	**($21,313)**
504 - HUMAN RESOURCES			

100 - EMPLOYEE SERVICES	334,875	341,664	6,789
200 - OPERATIONAL SUPPLIES	15,895	13,779	(2,116)
300 - FACILITIES OPERATIONS	600	1,547	947
400 - EQUIPMENT OPERATIONS/MAINTENANCE	0	46	46
500 - CONTRACT SERVICE AND FEES	114,687	111,345	(3,342)
700 - CAPITAL OUTLAY	0	0	0
504 - HUMAN RESOURCES TOTAL	**$466,057**	**$468,383**	**$2,326**
505 - CITY CLERK			
100 - EMPLOYEE SERVICES	192,320	180,408	(11,912)
200 - OPERATIONAL SUPPLIES	2,050	1,697	(353)
300 - FACILITIES OPERATIONS	600	535	(65)
400 - EQUIPMENT OPERATIONS/MAINTENANCE	0	1,202	1,202
500 - CONTRACT SERVICE AND FEES	19,375	20,559	1,184
505 - TOTAL	**$214,345**	**$204,402**	**($9,943)**
512 - FINANCE			
100 - EMPLOYEE SERVICES	838,546	698,159	(140,387)
200 - OPERATIONAL SUPPLIES	17,355	14,504	(2,851)
300 - FACILITIES OPERATIONS	1,200	1,028	(172)
400 - EQUIPMENT OPERATIONS/MAINTENANCE	2,000	1,766	(235)
500 - CONTRACT SERVICE AND FEES	218,435	206,652	(11,783)
700 - CAPITAL OUTLAY	0	0	0
800 - CONTRIBUTION	0	0	0
512 - FINANCE TOTAL	**$1,077,536**	**$922,108**	**($155,428)**
516 - MUNICIPAL COURT			
100 - EMPLOYEE SERVICES	269,171	315,642	46,471
200 - OPERATIONAL SUPPLIES	10,633	5,936	(4,697)
300 - FACILITIES OPERATIONS	6,950	6,815	(135)
400 - EQUIPMENT OPERATIONS/MAINTENANCE	3,320	2,309	(1,011)
500 - CONTRACT SERVICE AND FEES	95,307	91,238	(4,069)
700 - CAPITAL OUTLAY	0	0	0
516 - MUNICIPAL COURT TOTAL	**$385,381**	**$421,940**	**$36,559**
522 - DEVELOPMENT SERVICES			
100 - EMPLOYEE SERVICES	963,103	702,893	(260,210)
200 - OPERATIONAL SUPPLIES	28,250	20,832	(7,418)
300 - FACILITIES OPERATIONS	6,180	4,009	(2,171)
400 - EQUIPMENT OPERATIONS/MAINTENANCE	12,412	12,414	2
500 - CONTRACT SERVICE AND FEES	762,248	1,192,429	430,181
700 - CAPITAL OUTLAY	0	0	0
800 - CONTRIBUTION	0	0	0
522 - DEVELOPMENT SERVICES TOTAL	**$1,772,193**	**$1,932,578**	**$160,385**
524 - MAIN STREET PROGRAM			
100 - EMPLOYEE SERVICES	186,602	181,512	(5,090)
200 - OPERATIONAL SUPPLIES	8,235	6,550	(1,685)
300 - FACILITIES OPERATIONS	600	1,568	968
400 - EQUIPMENT OPERATIONS/MAINTENANCE	1,810	1,181	(629)
500 - CONTRACT SERVICE AND FEES	2,885	1,069	(1,816)
700 - CAPITAL OUTLAY	0	0	0
800 - CONTRIBUTION	0	0	0
524 - MAIN STREET PROGRAM TOTAL	**$200,132**	**$191,881**	**($8,251)**
527 - MOODY THEATER			
100 - EMPLOYEE SERVICES	0	0	0
200 - OPERATIONAL SUPPLIES	4,350	2,951	(1,399)
300 - FACILITIES OPERATIONS	7,550	6,746	(804)
500 - CONTRACT SERVICE AND FEES	10,325	5,696	(4,629)
527 - MOODY THEATER TOTAL	**$22,225**	**$15,394**	**($6,831)**
527 - PUBLIC LIBRARY			
100 - EMPLOYEE SERVICES	558,709	491,378	(67,331)
200 - OPERATIONAL SUPPLIES	45,528	39,829	(5,699)
300 - FACILITIES OPERATIONS	27,600	21,643	(5,957)
400 - EQUIPMENT OPERATIONS/MAINTENANCE	1,500	642	(858)
500 - CONTRACT SERVICE AND FEES	16,400	10,395	(6,005)

700 - CAPITAL OUTLAY	45,451	34,579	(10,872)
800 - CONTRIBUTION			
532 - PUBLIC LIBRARY TOTAL	**$695,188**	**$598,466**	**($96,722)**
542 - FIRE			
100 - EMPLOYEE SERVICES	3,369,258	3,543,744	174,486
200 - OPERATIONAL SUPPLIES	238,455	225,266	(13,189)
300 - FACILITIES OPERATIONS	42,800	38,641	(4,159)
400 - EQUIPMENT OPERATIONS/MAINTENANCE	484,119	484,026	(93)
500 - CONTRACT SERVICE AND FEES	93,293	95,355	2,062
700 - CAPITAL OUTLAY	0	0	0
800 - CONTRIBUTION	0	0	0
542 - FIRE TOTAL	**$4,227,925**	**$4,387,031**	**$159,106**
552 - POLICE			
100 - EMPLOYEE SERVICES	4,516,059	4,544,686	28,627
200 - OPERATIONAL SUPPLIES	72,537	72,626	89
300 - FACILITIES OPERATIONS	41,000	33,620	(7,380)
400 - EQUIPMENT OPERATIONS/MAINTENANCE	296,542	296,041	(501)
500 - CONTRACT SERVICE AND FEES	424,321	431,258	6,937
700 - CAPITAL OUTLAY	0	(160)	(160)
800 - CONTRIBUTION	20,000	20,000	0
552 - POLICE TOTAL	**$5,370,459**	**$5,398,070**	**$27,611**
558 - ANIMAL CONTROL			
100 - EMPLOYEE SERVICES	248,270	256,668	8,398
200 - OPERATIONAL SUPPLIES	6,750	8,281	1,531
300 - FACILITIES OPERATIONS	15,720	19,263	3,543
400 - EQUIPMENT OPERATIONS/MAINTENANCE	22,423	24,359	1,936
500 - CONTRACT SERVICE AND FEES	90,558	129,937	39,379
700 - CAPITAL OUTLAY	0	0	0
558 - ANIMAL CONTROL TOTAL	**$383,721**	**$438,509**	**$54,788**
563 - STREET & GROUND MAINTENANCE			
100 - EMPLOYEE SERVICES	1,437,743	1,459,956	22,213
200 - OPERATIONAL SUPPLIES	621,995	531,359	(90,636)
300 - FACILITIES OPERATIONS	122,172	238,309	116,137
400 - EQUIPMENT OPERATIONS/MAINTENANCE	295,963	290,857	(5,106)
500 - CONTRACT SERVICE AND FEES	636,282	607,368	(28,914)
700 - CAPITAL OUTLAY	0	0	0
563 - STREET & GROUND MAINTENANCE TOTAL	**$3,114,155**	**$3,127,849**	**$13,694**
565 - PARKS & RECREATION			
100 - EMPLOYEE SERVICES	915,674	868,156	(47,518)
200 - OPERATIONAL SUPPLIES	138,790	140,287	1,497
300 - FACILITIES OPERATIONS	366,475	415,672	49,197
400 - EQUIPMENT OPERATIONS/MAINTENANCE	78,191	78,191	0
500 - CONTRACT SERVICE AND FEES	400,885	263,073	(137,812)
700 - CAPITAL OUTLAY	703,000	559,150	(143,850)
565 - PARKS & RECREATION TOTAL	**$2,603,015**	**$2,324,528**	**($278,487)**
566 - INTERNAL SVCS/BLDG			
100 - EMPLOYEE SERVICES	369,595	379,363	9,768
200 - OPERATIONAL SUPPLIES	67,595	64,496	(3,099)
300 - FACILITIES OPERATIONS	213,145	195,658	(17,487)
400 - EQUIPMENT OPERATIONS/MAINTENANCE	13,912	13,891	(21)
500 - CONTRACT SERVICE AND FEES	223,403	20,651	(202,752)
700 - CAPITAL OUTLAY	25,000	64,880	39,880
566 - INTERNAL SVCS/BLDG TOTAL	**$912,650**	**$738,939**	**($173,711)**
573-ENGINEERING & INSPECT			
500 - CONTRACT SERVICE AND FEES	900,000	1,596,043	696,043
573 - ENGINEERING & INSPECT TOTAL	**$900,000**	**$1,596,043**	**$696,043**

575 - INFORMATION TECHNOLOGY (IT)			
100 - EMPLOYEE SERVICES	51	51	(0)
200 - OPERATIONAL SUPPLIES	1,117	1,024	(93)
300 - FACILITIES OPERATIONS	32,767	27,944	(4,823)
400 - EQUIPMENT OPERATIONS/MAINTENANCE	0	0	0
500 - CONTRACT SERVICE AND FEES	248,896	243,419	(5,477)
700 - CAPITAL OUTLAY	15,684	15,684	0
575 - INFORMATION TECHNOLOGY (IT) TOTAL	**$298,515**	**$288,123**	**($10,393)**
592 - NON DEPARTMENTAL			
200 - OPERATIONAL SUPPLIES	0	0	0
500 - CONTRACT SERVICE AND FEES	395,360	391,414	(3,946)
600 - DEPRECIATION/BAD DEBT	0	0	0
700 - CAPITAL OUTLAY	0	218,298	218,298
800 - CONTRIBUTION	7,364,589	6,528,056	(836,533)
900 - DEBT SERVICE	0	0	0
592 - NON DEPARTMENTAL TOTAL	**$7,759,949**	**$7,137,768**	**($622,181)**
TOTAL GENERAL FUND EXPENDITURES	**$32,153,364**	**$31,808,256**	**($345,108)**
****NET GENERAL FUND SURPLUS/(DEFICIT)****	**($620,188)**	**$6,886,677**	**$6,266,489**
118 - TAX INCREMENT FINANCING FUND #2 (TIF#2)			
REVENUE			
TOTAL TIF REVENUE	500,000	543,332	43,332
EXPENDITURE			
TOTAL TIF EXPENDITURES	523,300	28,000	(495,300)
****NET TIF# 2 FUND SURPLUS/(DEFICIT)****	**(23,300)**	**515,332**	**538,632**
119 - TAX INCREMENT FINANCING FUND (TIF)			
REVENUE			
TOTAL TIF REVENUE	880,000	967,785	87,785
EXPENDITURE			
TOTAL TIF EXPENDITURES	834,709	735,853	(98,856)
****NET TIF# 1 FUND SURPLUS/(DEFICIT)****	**45,291**	**231,932**	**186,641**
120 - HOTEL MOTEL TAX (H.O.T.) FUND			
REVENUE			
TOTAL HOTEL MOTEL REVENUE	310,000	365,853	55,853
EXPENDITURE			
TOTAL HOTEL MOTEL EXPENDITURES	296,000	260,582	(35,418)
****HOTEL MOTEL TAX (H.O.T.) FUND SURPLUS/(DEFICIT)**	**14,000**	**105,270**	**91,270**
123 - MAIN STREET REVENUE FUND			
REVENUE			
TOTAL MAIN STREET REVENUE	188,700	136,851	(51,849)
EXPENDITURE			
TOTAL MAIN STREET EXPENDITURES	188,700	150,035	(38,665)
****NET MAIN STREET FUND SURPLUS/(DEFICIT)****	**0**	**(13,184)**	**(13,184)**
124-CEMETERY LAND & TRUST FD			
REVENUE			
TOTAL CEMETERY LAND & TRUST FD REVENUE	0	5,237	5,237
EXPENDITURE			
TOTAL CEMETERY LAND & TRUST FD EXPENDITURES	0	0	0
125-MUNICIPAL CRT SPECIAL FEE			
REVENUE			
TOTAL MUNICIPAL CRT SPECIAL FEE REVENUE	12,850	27,953	15,103

EXPENDITURE			
625 - MUNICIPAL COURT BLDG	9,642	1,293	(8,349)
626 - MUNICIPAL COURT TECHNOLOGY	22,000	7,555	(14,445)
627 - MUN COURT JUDICIAL	0	0	0
TOTAL EXPENDITURE	31,642	8,848	(22,794)
****MUNICIPAL CRT FUND SURPLUS/(DEFICIT)****	**(18,792)**	**19,105**	**37,897**
129-LIBRARY GRANT/DONATION			
REVENUE			
TOTAL LIBRARY GRANT/DONATION REVENUE	5,000	30,143	25,143
EXPENDITURE			
TOTAL LIBRARY GRANT/DONATION EXPENDITURES	0	19,975	19,975
****LIBRARY GRANT/DONATION FUND SURPLUS/(DEFICIT)**	**5,000**	**10,168**	**5,168**
140-I & S FOR G O BONDS			
REVENUE			
TOTAL I & S FOR G O BONDS REVENUE	6,427,100	6,386,037	(41,063)
EXPENDITURE			
TOTAL I & S FOR G O BONDS EXPENDITURES	6,842,978	6,859,166	16,188
****I & S FOR G O BONDS FUND SURPLUS/(DEFICIT)****	**(415,878)**	**(473,129)**	**(57,251)**
144-I&S UTILITY CO'S & BONDS			
REVENUE			
TOTAL I&S UTILITY CO'S & BONDS REVENUE	3,398,361	3,399,198	837
EXPENDITURE			
TOTAL I&S UTILITY CO'S & BONDS EXPENDITURES	3,398,361	3,398,360	(1)
****I&S UTILITY CO'S & BONDS FUND SURPLUS(DEFICIT)****	**0**	**838**	**838**
146-I & S FOR AIRPORT CO'S			
REVENUE			
TOTAL I&S FOR AIRPORT CO'S REVENUE	105,388	105,388	0
EXPENDITURE			
TOTAL I&S FOR AIRPORT CO'S EXPENDITURES	105,388	105,388	0
****I & S FOR AIRPORT CO'S FUND SURPLUS/(DEFICIT)**	**0**	**0**	**0**
162-GENERAL CAPITAL IMPROVEME			
REVENUE			
TOTAL GENERAL CAPITAL IMPROVEMENT REVENUE	**46,121**	**929,478**	**883,357**
EXPENDITURE			
500 - CAPITAL PROJECTS	0	512,646	512,646
561 - FY2017 CDBG W. 3RD ST	0	0	0
566 - AMY YOUNG BARRIER	0	0	0
576 - GIVENS COMMUNITY CTR	0	0	0
577 - HERITAGE PARK IMPROVE	0	0	0
637 - 2013 BOND PROJECTS	0	28,796	28,796
653 - TP&W ROBINSON PARK	0	0	0
657 - PROJECT CHIP ESCROW	0	0	0
661 - ADMINISTRATIVE COSTS	0	1,833	1,833
679 - ANNUAL STREET MAINTEN	0	0	0
685 - TRPSC EXPANSION 2020	0	0	0
694 - HOME PROGRAM TDHCA	0	458,008	458,008
802 - MURPHY PARK IMPROVE	0	0	0
901 - 2019 GO BOND PROJECTS	0	826,099	826,099
902 - 2021 CLFRF (ARP)FUNDS	0	0	0
TOTAL GENERAL CAPITAL IMPROVEMENT EXPENDITURES	0	1,827,381	1,827,381
****GENERAL CAPITAL IMPROVEMENT FUND SURPLUS/(DEFICIT)****	**46,121**	**(897,903)**	**(944,024)**
164-MDUS IMPROVEMENT PROJECTS			
REVENUE			
TOTAL MDUS IMPROVEMENT PROJECTS REVENUE	**0**	**913,092**	**913,092**
EXPENDITURE			
509 - MISC DRAINAGE	0	0	0
510 - MUSTANG CK TRIBUTORY	0	0	0

515 - MDUS 8 PROJ DESIGN	0	0	0
565 - EDMOND ST PH 1 MDUS	0	0	0
814 - HOLLY SPRINGS	0	0	0
914 - DONNA CH/MUSTANG CR	0	1,736,552	1,736,552
915 - MUST CR/DONNA DRAINAG	0	406,135	406,135
TOTAL MDUS IMPROVEMENT PROJECTS EXPENDITURES	**0**	**2,142,686**	**2,142,686**
****MDUS IMPROVEMENT PROJECTS FUND SURPLUS/(DEFICIT)**	**0**	**(1,229,594)**	**(1,229,594)**
165-2013 COMBINATION CO			
REVENUE			
TOTAL 2013 COMBINATION CO REVENUE	0	25,239	25,239
EXPENDITURE			
TOTAL 2013 COMBINATION CO EXPENDITURES	0	0	0
****2013 COMBINATION CO FUND SURPLUS/(DEFICIT)****	**0**	**25,239**	**25,239**
166-2017 PERFORMANCE CONTRACT			
REVENUE			
TOTAL 2017 PERFORMANCE CONTRACT REVENUES	0	16,211	16,211
EXPENDITURE			
TOTAL 2017 PERFORMANCE CONTRACT EXPENDITURES	0	19,023	19,023
****2017 PERFORMANCE CONTRACT FUND SURPLUS/(DEFICIT)****	**0**	**(2,812)**	**(2,812)**
200-ROADWAY IMPACT FEE FUND			
REVENUE			
TOTAL ROADWAY IMPACT FEE FUND REVENUES	80,000	261,728	181,728
EXPENDITURE			
TOTAL ROADWAY IMPACT FEE FUND EXPENDITURES	0	0	0
****ROADWAY IMPACT FEE FUND SURPLUS/(DEFICIT)****	**80,000**	**261,728**	**181,728**
210-TRANSPORTATION FUND			
REVENUE			
TOTAL TRANSPORTATION FUND REVENUES	860,000	887,387	27,387
EXPENDITURE			
TOTAL TRANSPORTATION FUND EXPENSES	858,993	517,065	(341,928)
****TRANSPORTATION FUND SURPLUS/(DEFICIT)****	**1,007**	**370,322**	**369,315**
300-MUNICIPAL DRAINAGE UTILIT			
REVENUE			
TOTAL MUNICIPAL DRAINAGE UTILITY REVENUES	563,500	669,947	106,447
EXPENDITURE			
TOTAL MUNICIPAL DRAINAGE UTILITY EXPENDITURES	549,398	310,000	(239,398)
****MUNICIPAL DRAINAGE UTILITIES FUND SURPLUS/(DEFICIT)****	**14,102**	**359,947**	**345,845**
320-SANITATION FUND			
REVENUE			
TOTAL SANITATION FUND REVENUES	2,167,000	2,441,726	274,726
EXPENDITURE			
TOTAL SANITATION FUND EXPENDITURES	2,159,200	2,163,352	4,152
****SANITATION FUND SURPLUS/(DEFICIT)****	**7,800**	**278,374**	**270,574**
340-PUBLIC UTILITIES FUND			
REVENUE			
TOTAL PUBLIC UTILITIES FUND REVENUES	16,606,500	16,231,621	(374,879)
EXPENDITURE			
701 - UTILITIES ADMINISTRAT	693,163	635,295	(57,868)
706 - WASTEWATER TREATMENT	2,121,499	1,758,268	(363,231)
708 - UTILITY DISTRIBUTION/	2,982,558	2,822,588	(159,970)
709 - UTILITIES NON-DEPARTM	10,625,461	9,131,976	(1,493,485)
TOTAL EXPEDITURES	**16,422,681**	**14,348,128**	**(2,074,553)**
****PUBLIC UTILITIES FUND SURPLUS/(DEFICIT)****	**183,819**	**1,883,493**	**1,699,674**

345-UTILITY IMPACT FEE FUND			
REVENUE			
TOTAL UTILITY IMPACT FEE FUND REVENUES	425,000	945,645	520,645
EXPENDITURE			
TOTAL UTILITY IMPACT FEE FUND EXPENDITURES	300,000	87,426	(212,574)
****UTILITY IMPACT FEE FUND SURPLUS/(DEFICIT)****	**125,000**	**858,219**	**733,219**
350-AIRPORT FUND			
REVENUE			
TOTAL AIRPORT FUND REVENUES	946,000	578,838	(367,162)
EXPENDITURE			
TOTAL AIRPORT FUND EXPENDITURES	977,995	1,054,077	76,082
****AIRPORT FUND SURPLUS/(DEFICIT)****	**(31,995)**	**(475,240)**	**(443,245)**
370-CEMETERY OPERATING FUND			
REVENUE			
TOTAL CEMETERY OPERATING FUND REVENUES	381,500	318,312	(63,188)
EXPENDITURE			
TOTAL CEMETERY OPERATING FUND EXPENDITURES	553,187	332,911	(220,276)
****CEMETERY OPERATING FUND SURPLUS/(DEFICIT)****	**(171,687)**	**(14,599)**	**157,088**
382-FLEET SERVICES OPERATING			
REVENUE			
TOTAL FLEET SERVICES OPERATING REVENUES	1,339,600	1,332,579	(7,021)
EXPENDITURE			
TOTAL FLEET SERVICES OPERATING EXPENDITURES	987,782	917,754	(70,028)
****FLEET SERVICES OPERATING FUND SURPLUS/(DEFICIT)****	**351,818**	**414,825**	**63,007**
384-FLEET REPLACEMENT FUND			
REVENUE			
TOTAL FLEET REPLACEMENT FUND REVENUES	2,088,852	1,442,074	(646,778)
EXPENDITURE			
TOTAL FLEET SERVICES OPERATING EXPENDITURES	2,088,852	1,090,073	(998,779)
****FLEET REPLACEMENT FUND SURPLUS/(DEFICIT)****	**0**	**352,000**	**352,000**
410-CEMETERY PERMANENT FUND			
REVENUE			
TOTAL CEMETERY PERMANENT FUND REVENUES	14,000	15,376	1,376
EXPENDITURE			
TOTAL CEMETERY PERMANENT FUND EXPENDITURES	5,000	3,197	(1,803)
****CEMETERY PERMANENT FUND SURPLUS/(DEFICIT)****	**9,000**	**12,178**	**3,178**
500-2022 BOND PROCEEDS			
REVENUE			
TOTAL 2022 BOND PROCEEDS FUND REVENUES	0	415,240	415,240
EXPENDITURE			
TOTAL 2022 BOND PROCEEDS FUND EXPENDITURES	0	(5,839,547.57)	(5,839,548)
****2022 BOND PROCEEDS FUND SURPLUS/(DEFICIT)****	**0**	**6,254,788**	**6,254,788**
501-SAMSUNG INFRASTRUCTURE			
REVENUE			
TOTAL SAMSUNG INFRASTRUCTURE REVENUES	0	253,251	253,251
EXPENDITURE			
TOTAL SAMSUNG INFRASTRUCTURE EXPENDITURES	0	(5,706,706)	(5,706,706)
****SAMSUNG INFRASTRUCTURE FUND SURPLUS/(DEFICIT)****	**0**	**5,959,957**	**5,959,957**
502-SAMSUNG DRRA ESCROW			
REVENUE			

TOTAL SAMSUNG DRRA ESCROW REVENUES	0	3,080,952	3,080,952
EXPENDITURE			
TOTAL SAMSUNG DRRA ESCROW EXPENDITURES	0	(4,390,241)	(4,390,241)
****SAMSUNG DRRA ESCROW FND SURPLUS/(DEFICIT)****	**0**	**7,471,193**	**7,471,193**
503-SAMSUNG 3RD PARTY DRRA			
REVENUE			
TOTAL SAMSUNG 3RD PARTY DRRA REVENUES	0	0	0
EXPENDITURE			
TOTAL SAMSUNG 3RD PARTY DRRA EXPENDITURES	0	(459,180)	(459,180)
****SAMSUNG 3RD PARTY DRRA FUND SURPLUS/(DEFICIT)****	**0**	**459,180**	**459,180**
504-2023A BOND			
REVENUE			
TOTAL 2023A BOND PROCEEDS FUND REVENUES	0	2,984,404	2,984,404
EXPENDITURE			
TOTAL 2023A BOND PROCEEDS FUND EXPENDITURES	0	1,697,035	1,697,035
****2023A BOND FUND SURPLUS/(DEFICIT)****	**0**	**1,287,369**	**1,287,369**
505-2024 TAX SUPPORTED BOND			
REVENUE			
TOTAL 2024 TAX SUPPORTED REVENUES	0	21,266,414	21,266,414
EXPENDITURE			
TOTAL 2024 TAX SUPORRTED EXPENDITURES	0	1,451,052	1,451,052
****2024 TAX SUPPORTED BOND FUND SURPLUS/(DEFICIT)****	**0**	**19,815,362**	**19,815,362**
600-UTILITY CAPITAL PROJECTS			
REVENUE			
TOTAL UTILITY CAPITAL PROJECTS REVENUES	0	371,656	371,656
EXPENDITURE			
TOTAL UTILITY CAPITAL PROJECTS EXPENDITURES	0	(3,084,711)	(3,084,711)
****UTILITY CAPITAL PROJECTS FUND SURPLUS/(DEFICIT)****	**0**	**3,456,367**	**3,456,367**

FY 2024
4th Quarter
Budget Amendments

EXHIBIT A ORDINANCE 2024-46

	FY 2023-24 APPROVED BUDGET	FY 2023-24 Y-T-D ACTUALS	FY 2023-24 Q4 AMENDMENTS
100 - GENERAL FUND			
REVENUES			
310-TAXES	23,173,000	30,617,936	7,444,936
320-PERMITS AND LICENSES	1,202,000	1,102,856	(99,144)
330-INTERGOVERNMENTAL REV	402,600	642,522	239,922
340-CHARGES FOR SERVICES	755,300	1,328,316	573,016
410-FINES AND FORFEITURES	179,500	255,180	75,680
420-ASSESSMENTS	15,791	44,567	28,776
430-USE OF MONEY AND PROP	3,310,000	2,004,506	(1,305,494)
440-DONATIONS FROM PRIVAT	47,550	231,331	183,781
450-INTERFUND OPERATING T	2,447,435	2,465,405	17,970
460-PROCEEDS GEN FIXED AS	0	2,314	2,314
470-PROCEEDS GEN LONG TER	0	0	0
100 - GENERAL FUND TOTAL REVENUES	**$31,533,176**	**$38,694,933**	**$7,161,757**
EXPENDITURES			
500-CITY COUNCIL	440,739	356,198	(84,541)
501-CITY MANAGEMENT	998,151	970,333	(27,818)
503-PUBLIC INFORMATION	311,028	289,715	(21,313)
504-HUMAN RESOURCES	466,057	468,383	2,326
505-CITY CLERK	214,345	204,402	(9,943)
512-FINANCIAL SERVICES	1,077,536	922,108	(155,428)
516-MUNICIPAL COURT	385,381	421,940	36,559
522-DEVELOPMENT SERVICES	1,772,193	1,932,578	160,385
524-MAIN STREET PROGRAM	200,132	191,881	(8,251)
527-MOODY MUSEUM	22,225	15,393	(6,832)
532-PUBLIC LIBRARY	695,188	598,466	(96,722)
542-FIRE SUPPRESSION/EMER	4,227,925	4,387,031	159,106
552-POLICE FIELD SERVICES	5,370,459	5,398,070	27,611
558-ANIMAL CONTROL SECTIO	383,721	438,509	54,788
563-STREET & GROUND MAIN	3,114,155	3,127,849	13,694
565-PARKS & RECREATION	2,603,015	2,324,528	(278,487)
566-INTERNAL SVCS/BLDG	912,650	738,939	(173,711)
573-ENGINEERING & INSPECT	900,000	1,596,043	696,043
575-INTERNAL SVC/IT DEPT	298,515	288,123	(10,393)
592-NON-DEPARTMENTAL	7,759,949	7,137,768	(622,181)
100 - GENERAL FUND TOTAL EXPENDITURES	**$32,153,364**	**$31,808,255**	**($345,109)**

500 - CITY COUNCIL			
100 - EMPLOYEE SERVICES	138,465	88,661	(47,804)
200 - OPERATIONAL SUPPLIES	19,370	19,742	372
300 - FACILITIES OPERATIONS	3,504	3,008	(496)
500 - CONTRACT SERVICE AND FEES	215,900	199,827	(16,073)
800 - CONTRIBUTION	63,500	45,962	(20,538)
500 - CITY COUNCIL TOTAL	**$440,739**	**$356,198**	**($84,541)**
501 - CITY MANAGEMENT			
100 - EMPLOYEE SERVICES	896,121	923,928	27,807
200 - OPERATIONAL SUPPLIES	27,300	24,336	(2,964)
300 - FACILITIES OPERATIONS	2,400	2,405	5
400 - EQUIPMENT OPERATIONS/MAINTENANCE	1,550	1,202	(348)
500 - CONTRACT SERVICE AND FEES	15,780	18,462	2,682
700 - CAPITAL OUTLAY	55,000	0	(55,000)
800 - CONTRIBUTION	0	0	0
501 - CITY MANAGEMENT TOTAL	**$998,151**	**$970,333**	**($27,818)**
503 - PUBLIC INFORMATION			
100 - EMPLOYEE SERVICES	147,453	128,891	(18,562)
200 - OPERATIONAL SUPPLIES	16,699	15,739	(960)
300 - FACILITIES OPERATIONS	2,139	1,578	(561)
400 - EQUIPMENT OPERATIONS/MAINTENANCE	0	0	0
500 - CONTRACT SERVICE AND FEES	144,737	143,508	(1,229)
700 - CAPITAL OUTLAY	0	0	0
503 - PUBLIC INFORMATION TOTAL	**$311,028**	**$289,715**	**($21,313)**
504 - HUMAN RESOURCES			
100 - EMPLOYEE SERVICES	334,875	341,674	6,799
200 - OPERATIONAL SUPPLIES	15,895	13,779	(2,116)
300 - FACILITIES OPERATIONS	600	1,547	947
400 - EQUIPMENT OPERATIONS/MAINTENANCE	0	46	46
500 - CONTRACT SERVICE AND FEES	114,687	111,345	(3,342)
700 - CAPITAL OUTLAY	0	0	0
504 - HUMAN RESOURCES TOTAL	**$466,057**	**$468,383**	**$2,326**
505 - CITY CLERK			
100 - EMPLOYEE SERVICES	192,320	180,408	(11,912)
200 - OPERATIONAL SUPPLIES	2,050	1,697	(353)
300 - FACILITIES OPERATIONS	600	535	(65)
400 - EQUIPMENT OPERATIONS/MAINTENANCE	0	1,202	1,202
500 - CONTRACT SERVICE AND FEES	19,375	20,559	1,184
505 - TOTAL	**$214,345**	**$204,402**	**($9,943)**

512 - FINANCE			
100 - EMPLOYEE SERVICES	838,546	698,159	(140,387)
200 - OPERATIONAL SUPPLIES	17,355	14,504	(2,851)
300 - FACILITIES OPERATIONS	1,200	1,028	(172)
400 - EQUIPMENT OPERATIONS/MAINTENANCE	2,000	1,766	(235)
500 - CONTRACT SERVICE AND FEES	218,435	206,652	(11,783)
700 - CAPITAL OUTLAY	0	0	0
800 - CONTRIBUTION	0	0	0
512 - FINANCE TOTAL	**$1,077,536**	**$922,108**	**($155,428)**
516 - MUNICIPAL COURT			
100 - EMPLOYEE SERVICES	269,171	315,642	46,471
200 - OPERATIONAL SUPPLIES	10,633	5,936	(4,697)
300 - FACILITIES OPERATIONS	6,950	6,815	(135)
400 - EQUIPMENT OPERATIONS/MAINTENANCE	3,320	2,309	(1,011)
500 - CONTRACT SERVICE AND FEES	95,307	91,238	(4,069)
700 - CAPITAL OUTLAY	0	0	0
516 - MUNICIPAL COURT TOTAL	**$385,381**	**$421,940**	**$36,559**
522 - DEVELOPMENT SERVICES			
100 - EMPLOYEE SERVICES	963,103	702,893	(260,210)
200 - OPERATIONAL SUPPLIES	28,250	20,832	(7,418)
300 - FACILITIES OPERATIONS	6,180	4,009	(2,171)
400 - EQUIPMENT OPERATIONS/MAINTENANCE	12,412	12,414	2
500 - CONTRACT SERVICE AND FEES	762,248	1,192,429	430,181
700 - CAPITAL OUTLAY	0	0	0
800 - CONTRIBUTION	0	0	0
522 - DEVELOPMENT SERVICES TOTAL	**$1,772,193**	**$1,932,578**	**$160,385**
524 - MAIN STREET PROGRAM			
100 - EMPLOYEE SERVICES	186,602	181,512	(5,090)
200 - OPERATIONAL SUPPLIES	8,235	6,550	(1,685)
300 - FACILITIES OPERATIONS	600	1,568	968
400 - EQUIPMENT OPERATIONS/MAINTENANCE	1,810	1,181	(629)
500 - CONTRACT SERVICE AND FEES	2,885	1,069	(1,816)
700 - CAPITAL OUTLAY	0	0	0
800 - CONTRIBUTION	0	0	0
524 - MAIN STREET PROGRAM TOTAL	**$200,132**	**$191,881**	**($8,251)**
527 - MOODY THEATER			
100 - EMPLOYEE SERVICES	0	0	0
200 - OPERATIONAL SUPPLIES	4,350	2,951	(1,399)
300 - FACILITIES OPERATIONS	7,550	6,746	(804)
500 - CONTRACT SERVICE AND FEES	10,325	5,696	(4,629)
527 - MOODY THEATER TOTAL	**$22,225**	**$15,394**	**($6,831)**

527 - PUBLIC LIBRARY			
100 - EMPLOYEE SERVICES	558,709	491,378	(67,331)
200 - OPERATIONAL SUPPLIES	45,528	39,829	(5,699)
300 - FACILITIES OPERATIONS	27,600	21,643	(5,957)
400 - EQUIPMENT OPERATIONS/MAINTENANCE	1,500	642	(858)
500 - CONTRACT SERVICE AND FEES	16,400	10,395	(6,005)
700 - CAPITAL OUTLAY	45,451	34,579	(10,872)
800 - CONTRIBUTION			
532 - PUBLIC LIBRARY TOTAL	**$695,188**	**$598,466**	**($96,722)**
542 - FIRE			
100 - EMPLOYEE SERVICES	3,369,258	3,543,744	174,486
200 - OPERATIONAL SUPPLIES	238,455	225,266	(13,189)
300 - FACILITIES OPERATIONS	42,800	38,641	(4,159)
400 - EQUIPMENT OPERATIONS/MAINTENANCE	484,119	484,026	(93)
500 - CONTRACT SERVICE AND FEES	93,293	95,355	2,062
700 - CAPITAL OUTLAY	0	0	0
800 - CONTRIBUTION	0	0	0
542 - FIRE TOTAL	**$4,227,925**	**$4,387,031**	**$159,106**
552 - POLICE			
100 - EMPLOYEE SERVICES	4,516,059	4,544,686	28,627
200 - OPERATIONAL SUPPLIES	72,537	72,626	89
300 - FACILITIES OPERATIONS	41,000	33,620	(7,380)
400 - EQUIPMENT OPERATIONS/MAINTENANCE	296,542	296,041	(501)
500 - CONTRACT SERVICE AND FEES	424,321	431,258	6,937
700 - CAPITAL OUTLAY	0	(160)	(160)
800 - CONTRIBUTION	20,000	20,000	0
552 - POLICE TOTAL	**$5,370,459**	**$5,398,070**	**$27,611**
558 - ANIMAL CONTROL			
100 - EMPLOYEE SERVICES	248,270	256,668	8,398
200 - OPERATIONAL SUPPLIES	6,750	8,281	1,531
300 - FACILITIES OPERATIONS	15,720	19,263	3,543
400 - EQUIPMENT OPERATIONS/MAINTENANCE	22,423	24,359	1,936
500 - CONTRACT SERVICE AND FEES	90,558	129,937	39,379
700 - CAPITAL OUTLAY	0	0	0
558 - ANIMAL CONTROL TOTAL	**$383,721**	**$438,509**	**$54,788**

563 - STREET & GROUND MAINTENANCE			
100 - EMPLOYEE SERVICES	1,437,743	1,459,956	22,213
200 - OPERATIONAL SUPPLIES	621,995	531,359	(90,636)
300 - FACILITIES OPERATIONS	122,172	238,309	116,137
400 - EQUIPMENT OPERATIONS/MAINTENANCE	295,963	290,857	(5,106)
500 - CONTRACT SERVICE AND FEES	636,282	607,368	(28,914)
700 - CAPITAL OUTLAY	0	0	0
563 - STREET & GROUND MAINTENANCE TOTAL	**$3,114,155**	**$3,127,849**	**$13,694**
565 - PARKS & RECREATION			
100 - EMPLOYEE SERVICES	915,674	868,156	(47,518)
200 - OPERATIONAL SUPPLIES	138,790	140,287	1,497
300 - FACILITIES OPERATIONS	366,475	415,672	49,197
400 - EQUIPMENT OPERATIONS/MAINTENANCE	78,191	78,191	0
500 - CONTRACT SERVICE AND FEES	400,885	263,073	(137,812)
700 - CAPITAL OUTLAY	703,000	559,150	(143,850)
565 - PARKS & RECREATION TOTAL	**$2,603,015**	**$2,324,528**	**($278,487)**
566 - INTERNAL SVCS/BLDG			
100 - EMPLOYEE SERVICES	369,595	379,363	9,768
200 - OPERATIONAL SUPPLIES	67,595	64,496	(3,099)
300 - FACILITIES OPERATIONS	213,145	195,658	(17,487)
400 - EQUIPMENT OPERATIONS/MAINTENANCE	13,912	13,891	(21)
500 - CONTRACT SERVICE AND FEES	223,403	20,651	(202,752)
700 - CAPITAL OUTLAY	25,000	64,880	39,880
566 - INTERNAL SVCS/BLDG TOTAL	**$912,650**	**$738,939**	**($173,711)**
573-ENGINEERING & INSPECT			
500 - CONTRACT SERVICE AND FEES	900,000	1,596,043	696,043
573 - ENGINEERING & INSPECT TOTAL	**$900,000**	**$1,596,043**	**$696,043**
575 - INFORMATION TECHNOLOGY (IT)			
100 - EMPLOYEE SERVICES	51	51	(0)
200 - OPERATIONAL SUPPLIES	1,117	1,024	(93)
300 - FACILITIES OPERATIONS	32,767	27,944	(4,823)
400 - EQUIPMENT OPERATIONS/MAINTENANCE	0	0	0
500 - CONTRACT SERVICE AND FEES	248,896	243,419	(5,477)
700 - CAPITAL OUTLAY	15,684	15,684	0
575 - INFORMATION TECHNOLOGY (IT) TOTAL	**$298,515**	**$288,123**	**($10,393)**

592 - NON DEPARTMENTAL			
200 - OPERATIONAL SUPPLIES	0	0	0
500 - CONTRACT SERVICE AND FEES	395,360	391,414	(3,946)
600 - DEPRECIATION/BAD DEBT	0	0	0
700 - CAPITAL OUTLAY	0	218,298	218,298
800 - CONTRIBUTION	7,364,589	6,528,056	(836,533)
900 - DEBT SERVICE	0	0	0
592 - NON DEPARTMENTAL TOTAL	**$7,759,949**	**$7,137,768**	**($622,181)**
TOTAL GENERAL FUND EXPENDITURES	**$32,153,364**	**$31,808,256**	**($345,108)**
****NET GENERAL FUND SURPLUS/(DEFICIT)****	**($620,188)**	**$6,886,677**	**$6,266,489**
118 - TAX INCREMENT FINANCING FUND #2 (TIF#2)			
REVENUE			
TOTAL TIF REVENUE	500,000	543,332	43,332
EXPENDITURE			
TOTAL TIF EXPENDITURES	523,300	28,000	(495,300)
****NET TIF# 2 FUND SURPLUS/(DEFICIT)****	**(23,300)**	**515,332**	**538,632**
119 - TAX INCREMENT FINANCING FUND (TIF)			
REVENUE			
TOTAL TIF REVENUE	880,000	967,785	87,785
EXPENDITURE			
TOTAL TIF EXPENDITURES	834,709	735,853	(98,856)
****NET TIF# 1 FUND SURPLUS/(DEFICIT)****	**45,291**	**231,932**	**186,641**
120 - HOTEL MOTEL TAX (H.O.T.) FUND			
REVENUE			
TOTAL HOTEL MOTEL REVENUE	310,000	365,853	55,853
EXPENDITURE			
TOTAL HOTEL MOTEL EXPENDITURES	296,000	260,582	(35,418)
****HOTEL MOTEL TAX (H.O.T.) FUND SURPLUS/(DEFICIT)**	**14,000**	**105,270**	**91,270**
123 - MAIN STREET REVENUE FUND			
REVENUE			
TOTAL MAIN STREET REVENUE	188,700	150,035	(38,665)
EXPENDITURE			
TOTAL MAIN STREET EXPENDITURES	188,700	150,035	(38,665)
****NET MAIN STREET FUND SURPLUS/(DEFICIT)****	**0**	**0**	**0**

124-CEMETERY LAND & TRUST FD			
REVENUE			
TOTAL CEMETERY LAND & TRUST FD REVENUE	0	5,237	5,237
EXPENDITURE			
TOTAL CEMETERY LAND & TRUST FD EXPENDITURES	0	0	0
125-MUNICIPAL CRT SPECIAL FEE			
REVENUE			
TOTAL MUNICIPAL CRT SPECIAL FEE REVENUE	12,850	27,953	15,103
EXPENDITURE			
625 - MUNICIPAL COURT BLDG	9,642	1,293	(8,349)
626 - MUNICIPAL COURT TECHNOLOGY	22,000	7,555	(14,445)
627 - MUN COURT JUDICIAL	0	0	0
TOTAL EXPENDITURE	31,642	8,848	(22,794)
****MUNICIPAL CRT FUND SURPLUS/(DEFICIT)****	**(18,792)**	**19,105**	**37,897**
129-LIBRARY GRANT/DONATION			
REVENUE			
TOTAL LIBRARY GRANT/DONATION REVENUE	5,000	30,143	25,143
EXPENDITURE			
TOTAL LIBRARY GRANT/DONATION EXPENDITURES	0	19,975	19,975
****LIBRARY GRANT/DONATION FUND SURPLUS/(DEFICIT)**	**5,000**	**10,168**	**5,168**
140-I & S FOR G O BONDS			
REVENUE			
TOTAL I & S FOR G O BONDS REVENUE	6,427,100	6,386,037	(41,063)
EXPENDITURE			
TOTAL I & S FOR G O BONDS EXPENDITURES	6,842,978	6,859,166	16,188
****I & S FOR G O BONDS FUND SURPLUS/(DEFICIT)****	**(415,878)**	**(473,129)**	**(57,251)**

144-I&S UTILITY CO'S & BONDS			
REVENUE			
TOTAL I&S UTILITY CO'S & BONDS REVENUE	3,398,361	3,399,198	837
EXPENDITURE			
TOTAL I&S UTILITY CO'S & BONDS EXPENDITURES	3,398,361	3,398,360	(1)
****I&S UTILITY CO'S & BONDS FUND SURPLUS(DEFICIT)****	**0**	**838**	**838**
146-I & S FOR AIRPORT CO'S			
REVENUE			
TOTAL I&S FOR AIRPORT CO'S REVENUE	105,388	105,388	0
EXPENDITURE			
TOTAL I&S FOR AIRPORT CO'S EXPENDITURES	105,388	105,388	0
****I & S FOR AIRPORT CO'S FUND SURPLUS/(DEFICIT)**	**0**	**0**	**0**
162-GENERAL CAPITAL IMPROVEME			
REVENUE			
TOTAL GENERAL CAPITAL IMPROVEMENT REVENUE	**46,121**	**929,478**	**883,357**
EXPENDITURE			
500 - CAPITAL PROJECTS	0	512,646	512,646
561 - FY2017 CDBG W. 3RD ST	0	0	0
566 - AMY YOUNG BARRIER	0	0	0
576 - GIVENS COMMUNITY CTR	0	0	0
577 - HERITAGE PARK IMPROVE	0	0	0
637 - 2013 BOND PROJECTS	0	28,796	28,796
653 - TP&W ROBINSON PARK	0	0	0
657 - PROJECT CHIP ESCROW	0	0	0
661 - ADMINISTRATIVE COSTS	0	1,833	1,833
679 - ANNUAL STREET MAINTEN	0	0	0
685 - TRPSC EXPANSION 2020	0	0	0
694 - HOME PROGRAM TDHCA	0	458,008	458,008
802 - MURPHY PARK IMPROVE	0	0	0
901 - 2019 GO BOND PROJECTS	0	826,099	826,099
902 - 2021 CLFRF (ARP)FUNDS	0	0	0
TOTAL GENERAL CAPITAL IMPROVEMENT EXPENDITURES	0	1,827,381	1,827,381
****GENERAL CAPITAL IMPROVEMENT FUND SURPLUS/(DEFICIT)****	**46,121**	**(897,903)**	**(944,024)**

164-MDUS IMPROVEMENT PROJECTS			
REVENUE			
TOTAL MDUS IMPROVEMENT PROJECTS REVENUE	**0**	**913,092**	**913,092**
EXPENDITURE			
509 - MISC DRAINAGE	0	0	0
510 - MUSTANG CK TRIBUTORY	0	0	0
515 - MDUS 8 PROJ DESIGN	0	0	0
565 - EDMOND ST PH 1 MDUS	0	0	0
814 - HOLLY SPRINGS	0	0	0
914 - DONNA CH/MUSTANG CR	0	1,736,552	1,736,552
915 - MUST CR/DONNA DRAINAG	0	406,135	406,135
TOTAL MDUS IMPROVEMENT PROJECTS EXPENDITURES	**0**	**2,142,686**	**2,142,686**
****MDUS IMPROVEMENT PROJECTS FUND SURPLUS/(DEFICIT)**	**0**	**(1,229,594)**	**(1,229,594)**
165-2013 COMBINATION CO			
REVENUE			
TOTAL 2013 COMBINATION CO REVENUE	0	25,239	25,239
EXPENDITURE			
TOTAL 2013 COMBINATION CO EXPENDITURES	0	0	0
****2013 COMBINATION CO FUND SURPLUS/(DEFICIT)****	**0**	**25,239**	**25,239**
166-2017 PERFORMANCE CONTRACT			
REVENUE			
TOTAL 2017 PERFORMANCE CONTRACT REVENUES	0	16,211	16,211
EXPENDITURE			
TOTAL 2017 PERFORMANCE CONTRACT EXPENDITURES	0	19,023	19,023
****2017 PERFORMANCE CONTRACT FUND SURPLUS/(DEFICIT)****	**0**	**(2,812)**	**(2,812)**
200-ROADWAY IMPACT FEE FUND			
REVENUE			
TOTAL ROADWAY IMPACT FEE FUND REVENUES	80,000	261,728	181,728
EXPENDITURE			
TOTAL ROADWAY IMPACT FEE FUND EXPENDITURES	0	0	0
****ROADWAY IMPACT FEE FUND SURPLUS/(DEFICIT)****	**80,000**	**261,728**	**181,728**
210-TRANSPORTATION FUND			
REVENUE			
TOTAL TRANSPORTATION FUND REVENUES	860,000	887,387	27,387
EXPENDITURE			
TOTAL TRANSPORTATION FUND EXPENSES	858,993	517,065	(341,928)
****TRANSPORTATION FUND SURPLUS/(DEFICIT)****	1,007	370,322	369,315

300-MUNICIPAL DRAINAGE UTILIT			
REVENUE			
TOTAL MUNICIPAL DRAINAGE UTILITY REVENUES	563,500	669,947	106,447
EXPENDITURE			
TOTAL MUNICIPAL DRAINAGE UTILITY EXPENDITURES	549,398	310,000	(239,398)
****MUNICIPAL DRAINAGE UTILITIES FUND SURPLUS/(DEFICIT)****	**14,102**	**359,947**	**345,845**
320-SANITATION FUND			
REVENUE			
TOTAL SANITATION FUND REVENUES	2,167,000	2,441,726	274,726
EXPENDITURE			
TOTAL SANITATION FUND EXPENDITURES	2,159,200	2,163,352	4,152
****SANITATION FUND SURPLUS/(DEFICIT)****	**7,800**	**278,374**	**270,574**
340-PUBLIC UTILITIES FUND			
REVENUE			
TOTAL PUBLIC UTILITIES FUND REVENUES	16,606,500	16,231,621	(374,879)
EXPENDITURE			
701 - UTILITIES ADMINISTRAT	693,163	635,295	(57,868)
706 - WASTEWATER TREATMENT	2,121,499	1,758,268	(363,231)
708 - UTILITY DISTRIBUTION/	2,982,558	2,822,588	(159,970)
709 - UTILITIES NON-DEPARTM	10,625,461	9,131,976	(1,493,485)
TOTAL EXPEDITURES	**16,422,681**	**14,348,128**	**(2,074,553)**
****PUBLIC UTILITIES FUND SURPLUS/(DEFICIT)****	**183,819**	**1,883,493**	**1,699,674**
345-UTILITY IMPACT FEE FUND			
REVENUE			
TOTAL UTILITY IMPACT FEE FUND REVENUES	425,000	945,645	520,645
EXPENDITURE			
TOTAL UTILITY IMPACT FEE FUND EXPENDITURES	300,000	87,426	(212,574)
****UTILITY IMPACT FEE FUND SURPLUS/(DEFICIT)****	**125,000**	**858,219**	**733,219**
350-AIRPORT FUND			
REVENUE			
TOTAL AIRPORT FUND REVENUES	946,000	578,838	(367,162)
EXPENDITURE			
TOTAL AIRPORT FUND EXPENDITURES	977,995	1,054,077	76,082
****AIRPORT FUND SURPLUS/(DEFICIT)****	**(31,995)**	**(475,240)**	**(443,245)**

370-CEMETERY OPERATING FUND			
REVENUE			
TOTAL CEMETERY OPERATING FUND REVENUES	381,500	318,312	(63,188)
EXPENDITURE			
TOTAL CEMETERY OPERATING FUND EXPENDITURES	553,187	332,911	(220,276)
****CEMETERY OPERATING FUND SURPLUS/(DEFICIT)****	**(171,687)**	**(14,599)**	**157,088**
382-FLEET SERVICES OPERATING			
REVENUE			
TOTAL FLEET SERVICES OPERATING REVENUES	1,339,600	1,332,579	(7,021)
EXPENDITURE			
TOTAL FLEET SERVICES OPERATING EXPENDITURES	987,782	917,754	(70,028)
****FLEET SERVICES OPERATING FUND SURPLUS/(DEFICIT)****	**351,818**	**414,825**	**63,007**
384-FLEET REPLACEMENT FUND			
REVENUE			
TOTAL FLEET REPLACEMENT FUND REVENUES	2,088,852	1,442,074	(646,778)
EXPENDITURE			
TOTAL FLEET SERVICES OPERATING EXPENDITURES	2,088,852	1,090,073	(998,779)
****FLEET REPLACEMENT FUND SURPLUS/(DEFICIT)****	**0**	**352,000**	**352,000**
410-CEMETERY PERMANENT FUND			
REVENUE			
TOTAL CEMETERY PERMANENT FUND REVENUES	14,000	15,376	1,376
EXPENDITURE			
TOTAL CEMETERY PERMANENT FUND EXPENDITURES	5,000	3,197	(1,803)
****CEMETERY PERMANENT FUND SURPLUS/(DEFICIT)****	**9,000**	**12,178**	**3,178**
500-2022 BOND PROCEEDS			
REVENUE			
TOTAL 2022 BOND PROCEEDS FUND REVENUES	0	415,240	415,240
EXPENDITURE			
TOTAL 2022 BOND PROCEEDS FUND EXPENDITURES	0	(5,839,547.57)	(5,839,548)
****2022 BOND PROCEEDS FUND SURPLUS/(DEFICIT)****	**0**	**6,254,788**	**6,254,788**
501-SAMSUNG INFRASTRUCTURE			
REVENUE			
TOTAL SAMSUNG INFRASTRUCTURE REVENUES	0	253,251	253,251
EXPENDITURE			
TOTAL SAMSUNG INFRASTRUCTURE EXPENDITURES	0	(5,706,706)	(5,706,706)
****SAMSUNG INFRASTRUCTURE FUND SURPLUS/(DEFICIT)****	**0**	**5,959,957**	**5,959,957**

502-SAMSUNG DRRA ESCROW			
REVENUE			
TOTAL SAMSUNG DRRA ESCROW REVENUES	0	3,080,952	3,080,952
EXPENDITURE			
TOTAL SAMSUNG DRRA ESCROW EXPENDITURES	0	(4,390,241)	(4,390,241)
****SAMSUNG DRRA ESCROW FND SURPLUS/(DEFICIT)****	**0**	**7,471,193**	**7,471,193**
503-SAMSUNG 3RD PARTY DRRA			
REVENUE			
TOTAL SAMSUNG 3RD PARTY DRRA REVENUES	0	0	0
EXPENDITURE			
TOTAL SAMSUNG 3RD PARTY DRRA EXPENDITURES	0	(459,180)	(459,180)
****SAMSUNG 3RD PARTY DRRA FUND SURPLUS/(DEFICIT)****	**0**	**459,180**	**459,180**
504-2023A BOND			
REVENUE			
TOTAL 2023A BOND PROCEEDS FUND REVENUES	0	2,984,404	2,984,404
EXPENDITURE			
TOTAL 2023A BOND PROCEEDS FUND EXPENDITURES	0	1,697,035	1,697,035
****2023A BOND FUND SURPLUS/(DEFICIT)****	**0**	**1,287,369**	**1,287,369**
505-2024 TAX SUPPORTED BOND			
REVENUE			
TOTAL 2024 TAX SUPPORTED REVENUES	0	21,266,414	21,266,414
EXPENDITURE			
TOTAL 2024 TAX SUPORRTED EXPENDITURES	0	1,451,052	1,451,052
****2024 TAX SUPPORTED BOND FUND SURPLUS/(DEFICIT)****	**0**	**19,815,362**	**19,815,362**
600-UTILITY CAPITAL PROJECTS			
REVENUE			
TOTAL UTILITY CAPITAL PROJECTS REVENUES	0	371,656	371,656
EXPENDITURE			
TOTAL UTILITY CAPITAL PROJECTS EXPENDITURES	0	(3,084,711)	(3,084,711)
****UTILITY CAPITAL PROJECTS FUND SURPLUS/(DEFICIT)****	**0**	**3,456,367**	**3,456,367**

City Council Meeting
November 14, 2024
Transmittal Letter

STRATEGIC PILLAR
Economic Vitality

Agenda Item Number: 5.

Agenda Title: **Consider a request from 7-Eleven for a variance to the distance requirement regarding the sale of alcohol.**

Council Action to be Taken: Approve or deny the request.

Department Submitted: City Clerk

Staff Contact: Lucy Aldrich, City Clerk

1. PURPOSE / DESCRIPTION

The purpose of this item is to consider a request from 7-Eleven for a variance to Chapter 3, Section 3.1 of the Code of Ordinances to allow for a convenience store to sell beer and wine within 300 feet of Taylor High School.

2. STAFF ANALYSIS / BACKGROUND / PRIOR COUNCIL ACTIONS

Mr. Alan Davis, representative for Gran Trago, LP, owner of 7-Eleven, Inc. is preparing to open a convenience store located at the southeast corner of Loop 79 and FM 973. In order for Gran Trago, LP, to obtain a TABC license to sell beer and wine, the City must confirm that the facility is not within 300' of a school or church and is properly zoned. The Taylor ISD High School falls within 300 feet of Gran Trago, LP's property; therefore, a variance must be obtained in order to allow Gran Trago, LP. to proceed with a TABC license application.

Section 109.33(e) of the Texas Alcoholic Beverage Code states:
The commissioners court of a county or the governing board of a city or town that has enacted a regulation under Subsection (a) of this section may also allow variances to the regulation if the commissioners' court or governing body determines that enforcement of the regulation in a particular instance is not in the best interest of the public, constitutes waste or inefficient use of land or other resources, creates an undue hardship on an applicant for a license or permit, does not serve its intended purpose, is not effective or necessary, or for any other reason the court or governing board, after consideration of the health, safety, and welfare of the public and the equities of the situation, determines is in the best interest of the community.

Mr. Davis has obtained and submitted a letter from Taylor ISD Superintendent Jennifer

Edwardsen stating the district has no objections to the request.

3. PROS and CONS

PROS	CONS
•	•

4. RECOMMENDATION

Staff recommends approval of the request.

5. FUNDING SOURCE

N/A

6. TIMELINE

N/A

7. OTHER OPTIONS

Do no approve the request.

8. ATTACHMENTS

1. Variance Request (Alcohol) Presentation
2. 7-Eleven Alcohol Variance Application
3. TISD - 7-Eleven Variance Request Sept 2024
4. 7-Eleven Map - Within 300 Feet from Taylor High School

REQUEST FOR VARIANCE

Southeast corner of Loop 79 and FM 973

Purpose of Item

The purpose of this item is to consider a request from 7-Eleven, Inc., for a variance to Chapter 3, Section 3.1 of the Code of Ordinances to allow for a convenience store to sell beer and wine within 300 feet of Taylor High School.

Background

Gran Trago, LP, owner of 7-Eleven, Inc. is preparing to open a convenience store located at the southeast corner of Loop 79 and FM 973 (Gateway Development). This location is within 300 feet of Taylor High School. Due to the distance requirements outlined in Chapter 3, Section 3.1 of the Code of Ordnances, the applicant has contacted and received a “no objections letter” from Taylor Independent School District for the store to be located within 300 feet of the school.

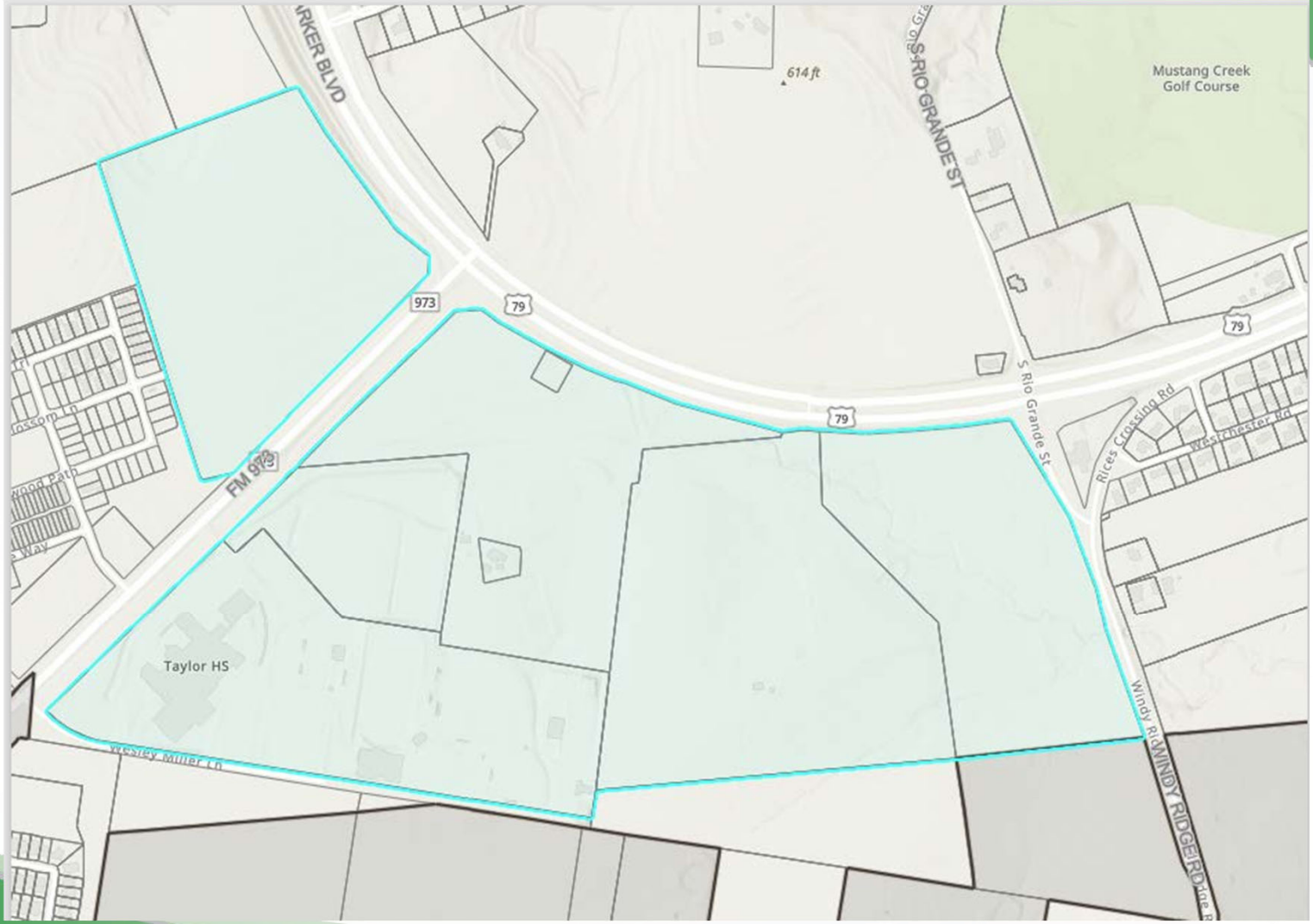
RKER BLVD
614 ft
S RIO GRANDE ST
Mustang Creek
Golf Course
973
79
79
79
S Rio Grande St
Rices Crossing Rd
Westchester Rd
FM 973
Taylor HS
Wesley Miller Ln
WINDY RIDGE RD

Staff Recommendation

City staff recommends approval of the request.

RECEIVED
SEP 27 2024

ALCOHOL VARIANCE APPLICATION

ABC Chpt 109.33; Code of Ord Chpt 3, Art 1, Sec 3-1

It is unlawful to sale any alcoholic beverage by any dealer within 300 feet of any church, public school, or public hospital.

The measurement of the distance between the place of business where alcoholic beverages are sold shall be:

- *Church or Public Hospital* - along the property lines of the street fronts and from front door to front door, and in direct line across intersections.
- *Public or Private School* - shall be in a direct line from the property line of the school to the property line of the place of business, and in a direct line across intersections.

A variance to the City of Taylor alcoholic beverage code is being requested due to the business falling within 300 feet of a church, public hospital, or public or private school.

Name of Business: 7-ELEVEN INC.

Physical address of Business: SEC LOOP 79 + FM 973 - TAYLOR, TX

Mailing address of Business: 3200 HACKBERRY ROAD IRVING TX 75063

Business Owner Information

Name: GRAM TRAGO, LP c/o ALAN DAVIS

Email address: adavis@amscre.com

Phone Number: 512-507-7048

Type of alcohol permit requested: BEER / WINE

Applicant must:

1. Fill out and submit application to City Clerk's office, and
2. Submit proof of notice to church, hospital, or school that variance is being sought.

Applicant signature

9-24-24
Date

Jennifer Garcia-Edwardsen, PhD., Superintendent of Schools

September 18, 2024

Good Morning Mr. Davis,

After reviewing the information provided, the Taylor Independent School District will not oppose the request for a variance with the City of Taylor regarding the location of the 7-Eleven. I would like to reiterate the District's request to build the fence between the properties as well as 7-Eleven's commitment and cooperation in complying with the City's Ordinances and state law regarding the sale of alcohol and tobacco products to minors.

Please let me know if you have any questions.

Thank you,

Jennifer Garcia Edwardsen
Superintendent, Taylor ISD

www.taylorisd.org
TAYLOR INDEPENDENT SCHOOL DISTRICT
3101 N. Main Street, Suite 104 • TAYLOR, TX 76574
512.365.1391

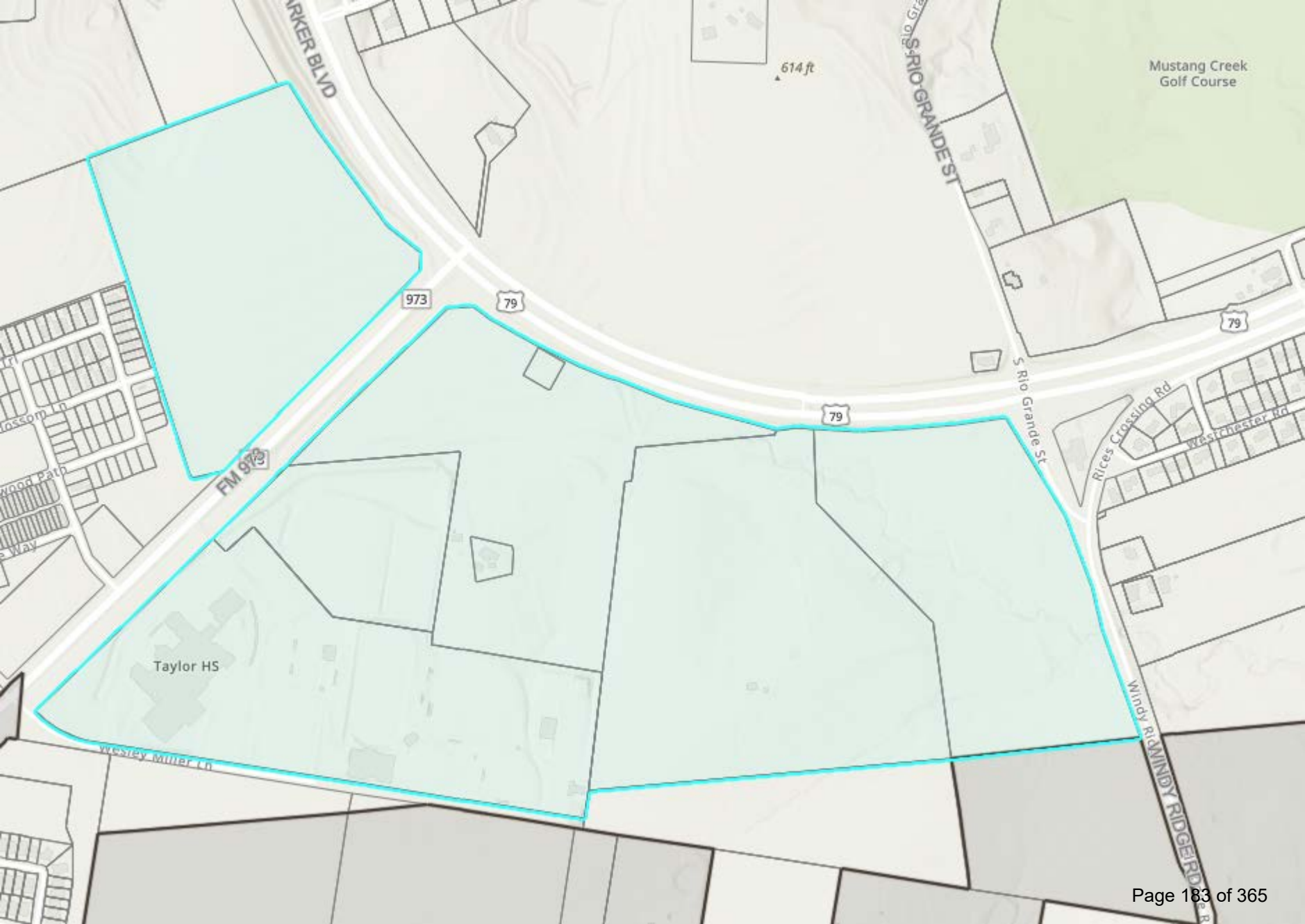
ARKER BLVD
614 ft
S RIO GRANDE ST
Mustang Creek
Golf Course
973
79
79
79
FM 973
S Rio Grande St
Rices Crossing Rd
Westchester Rd
Taylor HS
Wesley Miller Ln
Windy Ridge Rd
WINDY RIDGE RD

City Council Meeting
November 14, 2024
Transmittal Letter

STRATEGIC PILLAR
Quality of Life

Agenda Item Number: 6.

Agenda Title: **Discussion and possible action on Doris Roznovak Aquatic Center Construction Bid from GCreek Construction.**

Council Action to be Taken: Provide staff direction on the pool construction and approve one of the presented options and award bid if desired.

If bid awarded: Approve bid from GCreek Construction in the amount of $7,880,58.50 and allow City Manager to negotiate a contract and execute all necessary documents.

Department Submitted: Parks and Recreation

Staff Contact: Tyler Bybee, P&R Director

1. PURPOSE / DESCRIPTION

Discuss and take possible action on the construction options for the Doris Roznovak Aquatic Center Bid

2. STAFF ANALYSIS / BACKGROUND / PRIOR COUNCIL ACTIONS

The City of Taylor continues to grow and by managing this growth, the city needs to ensure we provide adequate quality of life facilities. The current Doris Roznovak Aquatic Center has major structural flaws. The city issued a Certificate of Obligation to fund the pool reconstruction in July of 2022 in the amount $5,260,000. With accrued interest, the budget total is $5,635,880. The remaining budget is $5,047,000 after soft costs and the purchase of the new filtration system. In the Fall of 2022, the City engaged Counsilman- Hunsaker Aquatics to perform an audit of the pool. The findings of this audit revealed major structural flaws to the pool shell, stainless steel edging and expected underdeck pipe breaks. The audit recommended replacement of the pool.

To address the failing pool structures, an RFQ was issued to select a firm to assist with programming, planning, design, and reconstruction of a new Aquatic Center. The RFQ was awarded to the C.T Brannon Corporation at the November 16th, 2023 City Council Meeting. At the January 11th, 2024 Council meeting, the contract for design/engineering services was approved in the amount of $232,000. After the contract approval as part of the conceptual phase,

a site meeting, scoping meeting and workshop were held. The workshop was attended by Parks, Engineering, Building Maintenance, Design team, and representatives from the pool operations team (YMCA).

City Parks and Recreation/Communications Department staff created an online community survey the was available to residents from July-September 2023 and again in January-early February 2024. The survey received 259 responses and the results have been used as an important tool in the design process thus far. Some of the most requested items from the survey were a lazy river, slides for small children, large slides, beach entry, and more shade/tables/chairs. The pool reconstruction has been a steady topic/agenda item at the Parks and Recreation Advisory Board meetings dating back to early 2022.

The project was paused at 60% completion of the construction documents in early April 2024, due to public feedback on the concept and pool size. At the May 23rd City Council meeting multiple options were presented by the design team to possibly enlarge the pool from the proposed concepts. Council elected to add one additional lap lane to the project and move forward with the document preparation. The construction plan set was reviewed and finalized in mid September and the bid process began on September 29th, with the bid opening held on October 23rd. The original timeline before delays had the bids scheduled to be open in August 2024. Please see attached recommendation letter from Brannon Corp, for more in depth information on the bid process and bid received. This letter also contains multiple options to consider, Including:awarding the bid, awarding the bid with deducts, reject the bid and rebid(immediately or next year), reject the bid and do nothing. The Staff design team and Brannon Corp are recommending awarding the bid at this time.

Funding: The pool construction project funding is recommended as follows- $5,047,846.97 from the 2022 Certificate of Obligation Bond(allocated for Pool), $1,000,000 from 2025 General Fund(allocated for parks projects) and $1,832,736.53 from the 2024 Certificate of Obligation funds(allocated parks projects). Additional 2024 bond funds are being recommended to be used to fund Construction Materials testing and Site Project Management on the next two agenda items. After these cost the 2024 bond will have $1,308,973.97 remaining. Pending the direction on the pool bid, staff will bring the remaining 2024 bond fund total to the Parks and Recreation Advisory Board for project recommendations. Staff will bring these findings back to Council at a later date for direction.

3. PROS and CONS

PROS	CONS
• Pros and Cons for Options included in Brannon Document	•

4. RECOMMENDATION

Staff and Project Consultant recommend awarding the bid to GCreek Construction.

5. FUNDING SOURCE

2022 Certificate of Obligation Bond (allocated for Pool)
2024 Certificate of Obligation Bond (allocated for Parks Projects)
2025 General Fund dollars allocated for Parks Projects

6. TIMELINE

Upon council approval staff will negotiate a contract with GCreek Construction with a notice to proceed in early December 2024. The project schedule is 250 Calendar days, with the estimated pool completion in August 2025.

7. OTHER OPTIONS

Options listed in the attached Brannon Recommendation Letter.

8. ATTACHMENTS

1. DRAC Presentation
2. DRAC Recommendation for Award Letter
3. DRAC Bid Tab
4. DRAC Pool Budget
5. Murphy Park Pool Audit Report-compressed

Discussion and possible action on Doris Roznovak Aquatic Center Construction Bid

City Council Meeting Presentation
November 14th, 2024

History of the Project

- Major flaws to pool shell, stainless steel around the pool were heightened over 2021 pool season.
- The pool repairs/reconstruction of the pool was a topic of discussion (budget prep in Summer 2021) and include in the 2022 Capital Improvement Plan for possible debt issuance.

History of the Project

- At the May 2022,Council/Staff Retreat the major issues that were present at the Aquatic Center were discussed. Those included water loss, failing of the stainless-steel edging around pool, and other possible structural issues.
- In July of 2022, a Certificate of Obligation Bond was issued in the amount of $5,325,000 with $5,260,000 for design and construction of the pool.

Information Gathering

- August 2022-September 2022- A detailed Pool Audit was conducted by Councilman Hunsaker Aquatics and Progressive Commercial Aquatics- with the final report recommending complete replacement
- September 2022- Geotechnical Borings were done to reveal pool site soil conditions.
- Based on the assigned budget, structural report and geotechnical findings Councilman Hunsaker and Progressive Commercial Aquatics were contracted to create 3 possible pool options based for review at Parks Board 3 design options were discussed at parks board, Option 2 was preferred, and a community survey was recommended.

Conditions at Current Pool

Information Gathering

- City Parks and Recreation/Communications Department staff created an online community survey the was available to residents from July-September 2023 and again in January-early February 2024. The survey received 259 responses and the results were used as an important tool in the design process. Some of the most requested items from the survey were a lazy river, slides for small children, large slides, beach entry, and more shade/tables/chairs. The survey also noted the 0-4 lap lanes was selected by 194 respondents.

Design of Current Concept

- At the January 11th, 2024 Council meeting the contract for design/engineering services with Brannon Corporation was approved in the amount of $232,000. Since the contract approval as part the conceptual phase, a site meeting, scoping meeting and workshop have been held. The workshop was attended by Parks, Engineering, Building Maintenance, Design team, and representatives from the pool operations team (YMCA). The Concept was present and approved at the February 22nd City Council meeting.

Design of Current Concept

- The project was paused at 60% completion of the construction documents in early April 2024, due to public feedback on the concept and pool size. At the May 23rd City Council meeting multiple options were presented by the design team to possibly enlarge the pool from the proposed concepts. Council elected to add one additional lap lane to the project and move forward with the document preparation.

Doris Roznovak Aquatic Center

- Bid opened 10/23
  - G. Creek Construction - $8,458,771.50
- Advertised 3.5 weeks
- Notified 5 prequalified pool contractors
- Pre-bid meeting attended by 1 general contractor, 1 subcontractor, 3 pool contractors, 1 supplier
- 58 plan holders on CivCast (26 general contractors, 16 subcontractors)

BRANNON
ENGINEERING & CONSULTING
AQUATICS | CIVIL | AVIATION

Doris Roznovak Aquatic Center

Bid Summary

Description	Bid	Adjustment	Adjusted Bid
General Conditions	$305,000.00		$305,000.00
Site	$2,130,329.50	$(328,500.00)	$1,801,829.50
Buildings	$624,600.00		$624,600.00
Aquatics	$5,148,842.00	$(249,688.00)	$4,899,154.00
Allowances	$250,000.00		$250,000.00
Total	$8,458,771.50	$(578,188.00)	$7,880,583.50

Cost increases due to timing of the bid, lack of interest from general contractors, and escalation/volatility in the aquatics marketplace

BRANNON
ENGINEERING & CONSULTING
AQUATICS | CIVIL | AVIATION

DEDUCT ALTERNATES

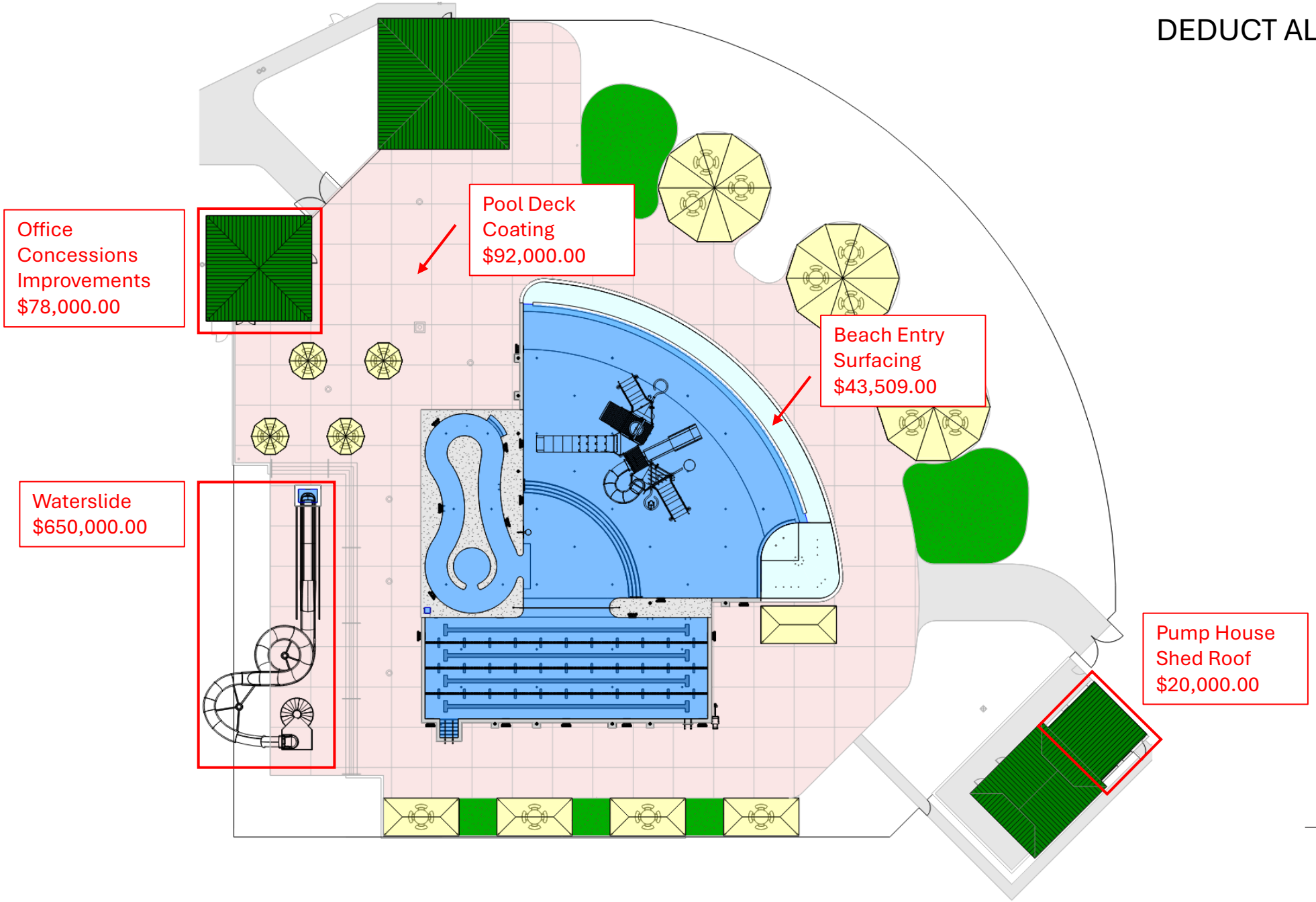

BRANNON
ENGINEERING & CONSULTING
AQUATICS | CIVIL | AVIATION

Doris Roznovak Aquatic Center

Award Bid – Pros/Cons

Pros	Cons
Improve aquatic facility based on input from community, staff, and operator	Lose 2025 swim season
Contract with qualified pool contractor	Impact funding for other projects
Avoid expected price increases	
Avoid additional time required for rebid	
Save operating costs for 2025 swim season	

BRANNON
ENGINEERING & CONSULTING
AQUATICS | CIVIL | AVIATION

Doris Roznovak Aquatic Center

Options	
Award bid	Recommended
Award bid with deducts	Deducts would remove requested elements and the project would still be over budget
Reject bid and rebid (immediately or next summer)	Rebidding requires additional time and may not return improved bids
Reject bid and do nothing	No improvements are made to aquatic facility

BRANNON
ENGINEERING & CONSULTING
AQUATICS | CIVIL | AVIATION

	Recommended Funding Sources for Construction	
1	2022 Certificate of Obligation Pool Funds	$5,047,846.97
2	2025 General Fund Allocated for Parks Projects	$1,000,000.00
3	2024 Certificate of Obligation Parks Funds	$1,832,736.53
		$7,880,583.50

- Note: Pending direction on Bid, Staff will bring back recommendations on projects to fund with remaining 2024 CO funds at a future meeting

Questions??

November 6, 2024

Tyler Bybee
Parks and Recreation Director
City of Taylor

Sent via E-mail to tyler.bybee@taylortx.gov

RE: Doris Roznovak Aquatic Center Bid

Tyler,

On October 23, 2024, we received one bid for the Doris Roznovak Aquatic Center. G. Creek Construction is the low bidder with a total base bid of $8,458,771.50. Please find attached the detailed bid tabulation.

Subsequent to the bid, we interviewed G. Creek Construction and discussed the bid items. Upon further review and clarification of bid items, G. Creek Construction found savings in site and aquatic work amounting to $578,188.00. This brings the total base bid to $7,880,583.50.

The bid was advertised for 3.5 weeks, and we notified five prequalified swimming pool contractors of the opportunity to bid (see note below regarding prequalification). The pre-bid meeting was attended by one general contractor, one subcontractor, three pool contractors, and one supplier. Prospective bidders could obtain bid documents from CivCast, an online bid management platform. At the time of bid opening, CivCast indicated there were 58 plan holders, including 26 parties listed as General Contractor and 16 listed as SubContractor.

Of the five pool contractors that were notified, one declined to bid due to current workload, two did not respond, and two said they were interested in the project. One of the two interested pool contractors was unable to find a general contractor to submit a pool bid to. The other pool contractor, Landmark Aquatic, subcontracted to G. Creek Construction.

The bid is higher than the project budget and our opinion of cost. The timing of the bid and the lack of interest from general contractors likely had some impact on the cost. In our opinion, the primary reason for the high figure is the escalation of prices in the aquatics marketplace. We have seen an exponential increase in the cost of aquatic work over the past few years, and the rate of increase has been difficult to quantify.

Given the current aquatics marketplace, we do not think that rebidding the project will result in a significant cost decrease. The cost of the project may go up, or we may not receive any bids. <u>We recommend the project be awarded to G. Creek Construction.</u>

To provide options for reducing costs, we included five deduct alternates in the bid. They are summarized as follows:

1. Delete pool deck coating	$	92,000.00
2. Delete Office concessions improvements	$	78,000.00
3. Delete Pump House shed roof	$	20,000.00
4. Delete beach entry surfacing	$	43,509.00
5. Delete waterslide	$	650,000.00

An additional $419,892.00 could be reduced by removing all the shade structures and the allowances for theming, FF&E, and contingency.

We do not recommend taking the deduct alternates or reducing the project scope as these measures would remove elements specifically requested by the public, City staff, and the YMCA.

G. Creek Construction has proposed reductions in deck and landscape scope and adjustments to the electrical service that could obtain a savings of approximately $60,000. These changes to the project scope could be negotiated by the City and incorporated into the contract via change order.

The City may elect to reject the bid and rebid the project next summer. The City could attempt to operate the existing pools for another swim season and hope for improved numbers in the rebid. The risk to this approach is the possibility that costs will continue to increase resulting in bids that are higher next year. We recommend awarding the entire project now.

Pool Contractor Prequalification

Due to the specialized nature of swimming pool construction and the complexities of this project, we required swimming pool contractors to be prequalified to bid the project. The prequalification process is open to any prospective swimming pool contractors. An application form was included in the bid documents. Swimming pool contractors are prequalified based on bonding capacity, insurance limits, and portfolio of recent projects similar in scope and complexity to the current project. The C.T. Brannon Corporation maintains a list of prequalified swimming pool contractors. There are five swimming pool contractors in Texas that are currently prequalified to bid projects similar to the Doris Roznovak Aquatic Center.

Please feel free to contact me with any questions.

Sincerely,

Philip Cowles, P.E.
Aquatic Consultant

Doris Roznovak Aquatic Center
CITY OF TAYLOR

The Brannon Corporation 24006

Complete every item in the bid form without exception. Incomplete bids will not be considered. Furnish all labor, equipment, materials, and overhead for the completion of the project in accordance with the plans and specifications. Any item of work required by the plans, specifications, or bid documents, but not included in this bid form, shall be considered subsidiary to the items shown.

Item No.	Description and Unit Price	Estimated Quantity	Unit Price	Total Price
	Base Bid			
001	Provide 100% Performance, Payment, and Maintenance Bonds for improvements, in approved format, to The City of Taylor, complete, for	1 LS	$ 265,000.00	$ 265,000.00
	Dollars and Cents per lump sum			
002	Provide required insurance, including Liability Insurance, with the Owner, Owner's Agent, and Engineer named as additional insured, complete, for	1 LS	$ 40,000.00	$ 40,000.00
	Dollars and Cents per lump sum			
	Site			
100	Complete site demolition including removal of existing pools, decks, sidewalks, light poles, planters, retaining walls, fencing, stairs, drainage structures, and utilities for	1 LS	$ 236,000.00	$ 236,000.00
	Dollars and Cents per lump sum			
101	Comply with the Storm Water Pollution Prevention Plan for construction activities by installing, maintaining, monitoring, and inspecting erosion control devices and providing the necessary documentation and record keeping for the SWPPP, complete and in place, for	1 LS	$ 29,500.00	$ 29,500.00
	Dollars and Cents per lump sum			
102	Furnish all labor, tools, equipment, supervision, and any other requisite necessary to perform site grading and installation of select fill, complete and in place, for	1 LS	$ 708,000.00	$ 708,000.00
	Dollars and Cents per lump sum			
103	Furnish and install 6-inch thick HMAC pavement repair, complete and in place, for	120 SF	$ 15.00	$ 1,800.00
	Dollars and Cents per square foot			

Item No.	Description and Unit Price	Estimated Quantity	Unit Price	Total Price
104	Furnish and install 6-inch thick reinforced concrete pavement, complete and in place, for	1,930 SF	$ 9.50	$ 18,335.00
	Dollars and Cents per square foot			
105	Furnish and install 4-inch thick reinforced concrete sidewalk, complete and in place, for	2,220 SF	$ 9.00	$ 19,980.00
	Dollars and Cents per square foot			
106	Furnish and install 5-inch thick reinforced concrete pool deck with Sundek coating, complete and in place, for	18,400 SF	$ 17.50	$ 322,000.00
	Dollars and Cents per square foot			
107	Furnish and install reinforced concrete pool deck stairs (four 6-inch risers, three 12-inch treads) including handrails, complete and in place, for	110 LF	$ 295.00	$ 32,450.00
	Dollars and Cents per linear foot			
108	Furnish and install artificial turf with 4-inch thick crushed aggregate base and underdrain, complete and in place, for	2,680 SF	$ 10.00	$ 26,800.00
	Dollars and Cents per square foot			
109	Furnish and install reinforced CMU retaining/screening wall (quantity measured along vertical face from 1-foot below finished grade to top), complete and in place, for	1,200 VSF	$ 26.00	$ 31,200.00
	Dollars and Cents per vertical square foot			
110	Furnish and install permanent solid blue handicap symbols, striping, hatch, wheel blocks, and ADA parking signs, complete and in place, for	1 LS	$ 3,540.00	$ 3,540.00
	Dollars and Cents per lump sum			

Item No.	Description and Unit Price	Estimated Quantity	Unit Price	Total Price
111	Furnish and install Ameristar 8-foot height pool and condenser enclosures, complete and in place, for	590 LF	$ 236.00	$ 139,240.00
	Dollars and Cents per linear foot			
112	Furnish and install Ameristar 3-foot wide single swing exit gate that matches the pool enclosure and includes self-closing/latching/locking hardware and panic hardware, complete and in place, for	1 EA	$ 2,950.00	$ 2,950.00
	Dollars and Cents per each			
113	Furnish and install Ameristar 3-foot wide single swing gate that matches the condenser enclosure, complete and in place, for	1 EA	$ 2,360.00	$ 2,360.00
	Dollars and Cents per each			
114	Furnish and install Ameristar 12-foot wide double swing gate that matches the pool enclosure, complete and in place, for	2 EA	$ 4,130.00	$ 8,260.00
	Dollars and Cents per each			
115	Furnish and install 3-foot wide single swing gate for existing garden area, complete and in place, for	1 EA	$ 1,770.00	$ 1,770.00
	Dollars and Cents per each			
116	Furnish and install black vinyl chain link 6-foot wide double swing gate, complete and in place, for	1 EA	$ 2,950.00	$ 2,950.00
	Dollars and Cents per each			
117	Furnish and install 6-inch stone common dry riprap (12-inch depth) on geotextile fabric, complete and in place, for	8 SY	$ 118.00	$ 944.00
	Dollars and Cents per square yard			

Item No.	Description and Unit Price	Estimated Quantity	Unit Price	Total Price
118	Furnish and install 15-inch N-12 HP storm line with bedding and backfill, complete and in place, for	207 LF	$ 59.00	$ 12,213.00
	Dollars and Cents per linear foot			
119	Furnish and install 6-inch N-12 HP storm line with bedding and backfill, complete and in place, for	165 LF	$ 47.20	$ 7,788.00
	Dollars and Cents per linear foot			
120	Furnish and install 4-inch N-12 HP storm line (including retaining wall storm lines) with bedding and backfill, complete and in place, for	349 LF	$ 45.00	$ 15,705.00
	Dollars and Cents per linear foot			
121	Furnish and install standard 24-inch x 24-inch I.D. reinforced concrete junction box with adjustable ring and cover, complete and in place, for	1 EA	$ 4,130.00	$ 4,130.00
	Dollars and Cents per each			
122	Furnish and install standard 12-inch x 12-inch I.D. NDS catch basin, complete and in place, for	1 EA	$ 2,950.00	$ 2,950.00
	Dollars and Cents per each			
123	Furnish and install standard 24-inch x 24-inch I.D. NDS catch basin, complete and in place, for	1 EA	$ 4,130.00	$ 4,130.00
	Dollars and Cents per each			
124	Furnish and install 4-inch Zurn general purpose floor drain, complete and in place, for	6 EA	$ 413.00	$ 2,478.00
	Dollars and Cents per each			

Item No.	Description and Unit Price	Estimated Quantity	Unit Price	Total Price
125	Furnish and install precast reinforced concrete sloped end treatment (4:1) for 15-inch storm line, complete and in place, for	1 EA	$ 3,540.00	$ 3,540.00
	Dollars and Cents per each			
126	Construct concrete pad for 6-inch storm line, complete and in place, for	1 EA	$ 590.00	$ 590.00
	Dollars and Cents per each			
127	Furnish and install 1-inch water line including fittings, ball valves, valve boxes, and hose bibbs, complete and in place, for	620 LF	$ 41.30	$ 25,606.00
	Dollars and Cents per linear foot			
128	Furnish and install 4-inch SCH 40 PVC sanitary sewer service including fittings and cleanouts, complete and in place, for	153 LF	$ 88.50	$ 13,540.50
	Dollars and Cents per linear foot			
129	Furnish and install site lighting including foundations, light poles, and lights, complete and in place, for	1 LS	$ 76,700.00	$ 76,700.00
	Dollars and Cents per lump sum			
130	Furnish and install site electrical improvements including new conduits and wiring to main distribution panel, building panels, site lighting, and site receptacles, complete and in place, for	1 LS	$ 241,900.00	$ 241,900.00
	Dollars and Cents per lump sum			
	Buildings			
200	Furnish and install Bath House improvements, including demolition work, complete and in place, for	1 LS	$ 259,000.00	$ 259,000.00
	Dollars and Cents per lump sum			

Item No.	Description and Unit Price	Estimated Quantity	Unit Price	Total Price
201	Furnish and install Office improvements, including demolition work, complete and in place, for	1 LS	$ 165,000.00	$ 165,000.00
	Dollars and Cents per lump sum			
202	Furnish and install Pump House improvements, including demolition work, complete and in place, for	1 LS	$ 200,600.00	$ 200,600.00
	Dollars and Cents per lump sum			
	Aquatics			
300	Demolish and remove existing surge tanks, aquatic mechanical equipment, and associated piping, fittings, and valves, complete, for	1 LS	$ 53,100.00	$ 53,100.00
	Dollars and Cents per lump sum			
301	Furnish and install 10-foot x 20-foot full hip cantilever shade structure and foundations, complete and in place, for	5 EA	$ 25,960.00	$ 129,800.00
	Dollars and Cents per each			
302	Furnish and install 10-foot diameter umbrella shade structure and foundation, complete and in place, for	4 EA	$ 8,850.00	$ 35,400.00
	Dollars and Cents per each			
303	Furnish and install 30-foot diameter umbrella shade structure and foundation, complete and in place, for	3 EA	$ 11,564.00	$ 34,692.00
	Dollars and Cents per each			
304	Furnish and install reinforced concrete aquatic structure including walls, floors, drilled concrete piers, pier caps, and void space, complete and in place, for	1 LS	$ 2,017,800.00	$ 2,017,800.00
	Dollars and Cents per lump sum			

Item No.	Description and Unit Price	Estimated Quantity	Unit Price	Total Price
305	Furnish and install finishes and coping for aquatic structure including precast and CIP concrete coping, waterline and delineation tiles, depth markers, "No Diving" tiles, floor and wall targets, plaster, waterproofing membrane, and LifeFloor, complete and in place, for	1 LS	$ 253,700.00	$ 253,700.00
	Dollars and Cents per lump sum			
306	Furnish and install aquatic equipment including handrails, grabrails, recessed steps, ADA lift chair, pool games, cup anchors, and lane lines, complete and in place, for	1 LS	$ 73,160.00	$ 73,160.00
	Dollars and Cents per lump sum			
307	Furnish and install aquatic play structure, complete and in place for	1 LS	$ 796,500.00	$ 796,500.00
	Dollars and Cents per lump sum			
308	Furnish and install spray features, complete and in place for	1 LS	$ 59,000.00	$ 59,000.00
	Dollars and Cents per lump sum			
309	Furnish and install waterslide and foundations, complete and in place, for	1 LS	$ 698,000.00	$ 698,000.00
	Dollars and Cents per lump sum			
310	Furnish and install channel drains and reinforced concrete collection box including fiberglass grating, waterproofing membrane, and grout wash, complete and in place, for	1 LS	$ 27,140.00	$ 27,140.00
	Dollars and Cents per lump sum			
311	Furnish and install aquatic plumbing and equipment including suction outlets, skimmers, gutter, returns, jets, equalizer drain, and hydrostatic relief valves, complete and in place, for	1 LS	$ 590,000.00	$ 590,000.00
	Dollars and Cents per lump sum			

Item No.	Description and Unit Price	Estimated Quantity	Unit Price	Total Price
312	Furnish and install aquatic mechanical and electrical equipment including circulation pump, feature pumps, strainers, VFDs, chemical controller, chemical feed systems, UV system, emergency shutoff system, and associated piping, valves, and fittings within the mechanical room, complete and in place, for	1 LS	$ 371,700.00	$ 371,700.00
	Dollars and Cents per lump sum			
313	Furnish and install equipotential bonding for aquatic structures and equipment, complete and in place, for	1 LS	$ 8,850.00	$ 8,850.00
	Dollars and Cents per lump sum			
	Landscape & Irrigation			
400	Furnish and install landscape improvements including trees, shrubs, groundcovers, sod, gravel, and boulders, complete and in place, for	1 LS	$ 92,040.00	$ 92,040.00
	Dollars and Cents per lump sum			
401	Furnish and install irrigation system, complete and in place, for	1 LS	$ 38,940.00	$ 38,940.00
	Dollars and Cents per lump sum			
	Allowances			
500	The Contractor shall include in his bid the following signage allowance for building signage, ADA signage, pool signage, and plaques; any allowance not spent reverts to the Owner.	1 LS	$ 20,000.00	$ 20,000.00
	Dollars and Cents per lump sum			
501	The Contractor shall include in his bid the following building hardware allowance; any allowance not spent reverts to the Owner.	1 LS	$ 10,000.00	$ 10,000.00
	Dollars and Cents per lump sum			
502	The Contractor shall include in his bid the following theming allowance for the aquatic play structure and waterslide; any allowance not spent reverts to the Owner.	1 LS	$ 50,000.00	$ 50,000.00
	Dollars and Cents per lump sum			

Item No.	Description and Unit Price	Estimated Quantity	Unit Price	Total Price
503	The Contractor shall include in his bid the following FF&E allowance; any allowance not spent reverts to the Owner.	1 LS	$ 20,000.00	$ 20,000.00
	Dollars and Cents per lump sum			
504	The Contractor shall include in his bid the following contingency allowance for improvements; any allowance not spent reverts to the Owner.	1 LS	$ 150,000.00	$ 150,000.00
	Dollars and Cents per lump sum			
	Total Base Bid	**$**		**8,458,771.50**
	Alternates			
	Circle Add or Deduct			
ALT1	Delete Sundek coating from pool deck for **ADD DEDUCT**	18,400 SF	$ 5.00	$ 92,000.00
	Dollars and Cents per square foot			
ALT2	Office: Delete new rolling doors, concession counters, window in interior partition wall, sink, and associated demolition work and water and sewer services for **ADD DEDUCT**	1 LS	$ 78,000.00	$ 78,000.00
	Dollars and Cents per lump sum			
ALT3	Pump House: Delete new roof structure and new CMU walls; furnish and install 8-foot tall non-climbable black vinyl chain link fence to enclose outdoor equipment, complete and in place for **ADD DEDUCT**	1 LS	$ 20,000.00	$ 20,000.00
	Dollars and Cents per lump sum			
ALT4	Delete LifeFloor surfacing from beach entry and spray feature areas; light-broom finish concrete surfaces at beach entry and spray features areas, complete and in place, for **ADD DEDUCT**	1 LS	$ 43,509.00	$ 43,509.00
	Dollars and Cents per lump sum			

Item No.	Description and Unit Price	Estimated Quantity	Unit Price	Total Price
ALT5	Delete waterslide (Item 309), collection box and channel drains (Item 310), and associated pump, strainer, reducer, valves, and VFD (suction outlet, return, and below grade piping associated with waterslide to remain part of the project) for **ADD** **DEDUCT** _____ Dollars and Cents per lump sum	1 LS	$ 650,000.00	$ 650,000.00
ALT6	Furnish and install entry feature with 500 SF rubberized inlay, 7 stepping stones, and Taylor themed duck sculpture, complete and in place for **ADD** **DEDUCT** _____ Dollars and Cents per lump sum	1 LS	$ 95,000.00	$ 95,000.00

	Aquatic Center Construction Budget	Total
Soft Costs	HDR intial Project Management	$ 8,851.31
	Pool Audit- Prelim- Progressive-Councilman	$ 16,112.50
	Intial Pool Concepts- Councilman Hunsaker	$ 10,115.00
	Raba Kister Geotechnical Study	$ 8,200.00
	Brannon Design Contract	$ 232,000.00
	HDR Project Management and Plan Review, Permitting	$ 55,650.00
	Raba Kister Construction Testing	$ 109,939.50
	HDR Construction Project Management	$ 67,925.00
	Total Soft Costs	**$ 508,793.31**
Hard Costs	Pool Filter Replacement Completed Summer 2024	$ 257,104.22
	GCreek Construction Bid	$ 7,880,583.50
	Total Hard Cost	**$ 8,137,687.72**
	TOTAL PROJECT COST	**$ 8,646,481.03**
	Funding Sources	
1	**2022 Certificate of Obligation Pool Funds**	**$5,635,880.00**
2	**2025 General Fund Allocated for Parks Projects**	**$1,000,000.00**
3	**2024 Certificate of Obligation Parks Funds**	**$3,319,575.00**
	REMAINING 2024 BOND FUNDS POST POOL	**$ (1,308,973.97)**

MURPHY PARK POOL

TAYLOR, TX

SWIMMING POOL AUDIT

October 2022



Counsilman · Hunsaker
AQUATICS FOR LIFE

Table of Contents

Executive Summary 3
Lap Pool 5
Leisure Pool 28
Pool Mechanical Room 48
Appendix A: Structural Engineering Report 65

EXECUTIVE SUMMARY

On September 27, 2022, Counsilman-Hunsaker and the Core Group performed a facility audit at the Murphy Park Pool. The pools were not in operation at the time of the audit, and the Lap Pool was mostly empty of water. Attendees included Tyler Bybee of the The City of Taylor, Trent Cragin, P.E. of The Core Group, Billy Griffitts, AIA and Caitlin Koranda, P.E. of Counsilman-Hunsaker, and Myles Phelps of Progressive Commercial Aquatics.

This report is based on the visual observation during the site visit, and conversations with and information provided by City of Taylor staff. The purpose of a swimming pool audit is to identify items that are substandard in the pools, identify items not meeting current swimming pool industry design standards, or equipment not operating as designed, and to assist in defining a course of action regarding the future of the pools. As pools age, they tend to require more regular care to remain open and operational. Due to restricted budgets, pool operators are often required to keep pools operational with small to medium repairs over the course of several years rather than outright replacement or full-scale upgrades.

This report references the “administrative code” which is the Texas Administrative Code (TAC). Through the TAC, Texas has also adopted the ICC International Swimming Pool and Spa Code. Also referenced in this report is the Model Aquatic Health Code, 2nd Edition (MAHC). Where specific items are not addressed by a governing body, reference will be made to the industry standard. Accessibility in the State of Texas is governed by the 2012 Texas Accessibility Standards.

This facility features two bodies of water – an 8-lane 25Y Lap Pool with a water surface area of approximately 4,500 SF and a Leisure Pool with a water surface area of approximately 4,800 SF. Each pool has its own recirculation system. The Lap Pool water surface elevation is approximately 4’ to 5’ above the water surface of the Leisure Pool and is separated by a landscape retaining wall. Existing construction drawings and chemical logs were not available or provided to Counsilman-Hunsaker. Based on conversations with the City of Taylor, the current pools were built in or around 2001, with the opening of the original aquatics facilities and park stretching back to 1926. The local YMCA staffs and operates the pools during the summer season open hours, while the City provides chemical delivery and operational support services. There is strong community interest in a swim team and water fitness classes at the facility, but the City of Taylor does not have the staff available to take over operation.

Counsilman-Hunsaker typically estimates the average lifespan of an outdoor aquatics facility to be in the range of 30-40 years, depending on a variety of factors including quality of construction, the presence of a preventative maintenance plan, climate, amount of usage, and others. In addition to the functional deficiencies listed in this report, the City of Taylor is interested in the programmatic upgrades that can be made to increase the flexibility of the facility and better serve the community. Programming is outside the scope of this audit report.

Counsilman-Hunsaker has included a supplemental Structural Report from The Core Group in Appendix A detailing their professional analysis and recommendations considering the structural integrity of the pools.

Based on the findings of Counsilman-Hunsaker and The Core Group herein, the assessment is

that the pool shells have shifted too much to make minor in-place repairs feasible and that a full replacement of the pool shells and mechanical systems will be required. Water loss has occurred from multiple points beneath the pools and in the elevated site between the pools, and the source of leaks are unknown but assumed to be coming from multiple below-grade pipe locations. It is apparent that unknown geotechnical conditions and significant subgrade soil movement has resulted in the differential heaving and settlement of both the pools and the piping, resulting in a pool perimeter overflow system that is severely out of level and likely causing multiple piping fractures below grade.

GENERAL INFORMATION: Lap Pool

Length	75'-0"
Width	60'-0"
Surface Area	4500 square feet
Perimeter	150
Lanes	Eight 7'-6" lanes
Water Depth	4’0” to 6'0"
Pool Volume	169,018 gallons (estimated)

STRUCTURE AND FINISH

The Lap Pool has a white plaster finish over a concrete shell. Cracks, chips, and other imperfections and signs of wear in the finish were consistently observed over the entirety of the shell. There are signs of ferrous deposits and water ring staining in the pool finish throughout. The entry steps at this pool have a notable level of cracking running horizontally at the joint between tread and riser and have been point repaired on several occasions with elastic sealant and caulk. The City has not performed pressure testing on the piping system or measured flow into the pool in contrast with expected evaporation rates, but water loss has been observed and leaks are suspected in multiple locations in the underground piping systems.

The pool shell has settled and/or heaved out of its original level position, creating an uneven shell with a difference of at least 4” in elevation across the width of the pool and more along the length. Based on these observations and Structural Engineering Report from The Core Group, the pools will need to be replaced due to the compromised structural integrity of the pool and the surrounding deck.

Recommendation

Demolish and replace the lap pool with a new pool with site preparations and structural design appropriate for the soils at the site.



GUTTER

The pool is equipped with a manufactured stainless-steel gutter with integral return inlets. The aging fiberglass grating is 10” in width, and was painted white prior to the beginning of the most recent summer season to seal in the fiberglass splinters and reduce the risk of injury to patrons. The grating is approximately 1.5" below the deck elevation immediately adjacent to it in a shallow rollout configuration. The gutter grating is anchored to the gutter, preventing Counsilman-Hunsaker from measuring the depth of the gutter to quantify the volume of the gutter for further hydraulic analysis. The stainless-steel gutter body exhibited some spot corrosion consistent with the age of the facility and the outdoor exposure, which can be cleaned and treated using standard maintenance procedures.

Of major concern is the evidence that the pool deck and gutter level have settled differentially, preventing surface skimming at the pool edge from occurring around the entire perimeter. Approximately 5" of difference from the East side of the pool gutter to the West side pool gutter was observed based on the scum line of the water that was still inside the pool at the time of the site visit. Differences in pool gutter elevation that result in only partial perimeter skimming propose a serious problem for the circulation in this body of water. Increased volume of particles on the surface of the water are inevitable on the side of the pool that does not make use of surface skimming through the gutter. Additionally, sanitation and proper mixing of the water are likely affected due to skewed time of concentration in different areas of the pool.

The red portion of the deck at the Lap Pool stairs slopes back towards the pool gutter. This was completed as part of the deck renovations in 2019 to remediate a significant vertical offset in the pool deck that posed a toe stub concern, and is in violation of the TAC. Code requires deck drainage be routed to sanitary, and the slope must be away from the pool at a maximum 2% grade to ensure that deck drainage is not entering the pool recirculation system.

Recommendation

As part of the complete replacement of the Lap Pool, the gutter should be removed and replaced with a new level gutter around the perimeter of the pool, and the surrounding deck should be repaired or replaced in a manner that meets TAC and MAHC drainage requirements and ensures the separation of pool recirculation skimming and deck drainage. New PVC gutter grating should be installed to remove the risk of fiberglass slivers creating a first aid hazard for patrons.



MAIN DRAINS

The main drains at the Lap Pool were inaccessible due to standing water in the bottom of the pool. From observation, the 2 main drains appear to be 30"x30" domed grates (Aegis Anti-Entrapment Shield by Neptune-Benson). Because the grates were unable to be fully inspected or removed, the grates and sumps could not be fully inspected for VGB Pool & Spa Safety Act (VGB) compliance.
Additionally, with the absence of construction plans, the design intent and piping configuration of the drains was also unable to be analyzed.

Recommendation

Drains will need to be fully evaluated for VGB compliance. If the drains do not currently meet VGB compliance requirements, the drains will need to be removed and replaced with new VGB compliant sumps and covers. The elevation of the pipe in the sump should be a minimum distance of 1.5 * diameter of the output pipe from the bottom of the grate. Additionally, velocity of the water at the entry to the grate should not exceed 1.5 fps, and the drains should be spaced a minimum of 5' apart. These safety measures are intended to protect users from the risks of body suction entrapment, hair entrapment, and disembowelment.

INLETS

The inlets on the lap pool are integral with the stainless-steel gutter in a pressurized return chamber, often referred to as a "dual flow" system. On the starting and turning ends of the pools, the inlets are paired around lane rope anchors. Lengthwise on the pool, the inlets are spaced 15" apart.

Recommendation

Dual flow gutters and recirculation systems are less common in new aquatic facilities due to their limited effectiveness at dispersing filtered and sanitized return water throughout the entire pool volume. Counsilman-Hunsaker recommends the installation of floor inlets in the main body of the pool, and a small wall eyeball inlet at the stairs to ensure adequate and even mixing of water throughout the pool. Installing floor inlets will require a new recirculation piping system to effectively deliver water to the pool and should be undertaken with the replacement of the complete pool shell.

UNDERWATER LIGHTS

The lap pool is equipped with 6 underwater lights. The lights appear to be in operable condition, and one was on during the site visit. The TAC requires a minimum of 15 horizontal foot-candles at the surface of the water be maintained during nighttime hours or periods of low light. This can be achieved by underwater lights, overhead and surrounding lights, or a combination of the two. Counsilman-Hunsaker did not visit the pools during a period of low light conditions and is unable to determine if this condition is currently being met.

STAIRS

The stairs in the Lap Pool are located in a 6' x 8' bump out at the northeast corner of the pool. The existing treads meet code and there is a handrail available for use. The handrail does not meet the required grab height of 34" minimum and 38" maximum per the 2012 Texas Accessibility Standards. A second handrail spaced a minimum of 20” and a maximum of 24” clear from the first handrail must be provided for the stairs to be considered TAS-compliant as a secondary means of accessible entry/egress.

As noted in the Pool Structure section of this report, significant cracking is visible between stair treads and risers, indicating a structural concern potentially resulting from the movement of the shell.

Recommendation

The stair location and orientation are optimal for the pool’s intended use and is a safe means of egress. However, the handrail is not compliant with TAS and should be replaced with a pair of compliant handrails.

GRABRAILS AND RECESSED STEPS

The lap pool is equipped with 3 sets of recessed steps and grabrails. One is in each corner of the pool, except the corner equipped with stairs. The locations of the grabrails and recessed steps are optimal for compliance with the TAC requirements for egress spacing a maximum of 75' apart. The recessed steps are prefabricated stainless-steel inserts with deteriorating friction tape on the treads for slip-resistance. A small amount of rust was visible at the tread inserts, which can be cleaned through typical maintenance procedures. No major concerns were observed in the grabrails.

HANDICAP LIFT

Per the City of Taylor, the facility is equipped with a portable handicap accessible lift but the lift is stored off the pool decks and brought to the pool for patron use upon request only. TAS requires a handicap accessible lift be available for use by patrons during all facility operating hours without any barriers to operation. It is also required for pool lifts to be permanently anchored to the pool deck, which can be accomplished through a manufacturer's after-market anchor strap kit.

Recommendation

Counsilman-Hunsaker recommends the installation of a new permanent deck-mounted fully accessible handicap lift that is accessible at all times during operating hours.

FLOATING SAFETY ROPE AND ANCHORS

The lap pool is marked with a 2” contrasting tile band at the slope change, roughly at 4.5' of depth. Texas Administrative Code requires the transition point of the pool floor between shallow and deep water be visually set apart by a 4” wide minimum contrasting line. The lap pool is also equipped with safety rope anchors at each end of the pool above the slope grade change contrast stripe. The safety rope location is in accordance with TAC depth and slope change marking requirements, and increases the safety of the pool for children and inexperienced swimmers. The contrasting tile marker should be replaced with a new 4” wide compliant depth change marking.

BACKSTROKE STANCHIONS AND ANCHORS

Stanchion anchors for backstroke bars are mounted in deck. The anchors appear to be securely embedded and located at the correct regulation distance from the walls. Slight corrosion is visible on the stanchions, consistent with the age of the facility and outdoor exposure. If a new pool is constructed, new backstroke stanchions can be specified and installed in the pool beam.

LANE MARKINGS

The Lap pool wall targets and floor markings are composed of 2" x 2" black tile and are in good condition with no visible chips and cracks. Scum and dirt have built up on the lane markings due to the partially drained condition of the pool, which can be cleaned through normal maintenance procedures. Targets and floor markings are compliant with previous USA Swimming standards, which is the most appropriate governing body given the user group and intended uses of the facility. For a new pool, USA Swimming standards require wall targets and lane markings be 3’-4” wide as opposed to the 3’-0” wide installed at the Lap Pool. No action is needed for the lane markings.



POOL DECK

The deck area around the lap pool has ample space for patrons and is code compliant with a minimum of 6' of deck space. The deck had previously been modified in 2019 by Progressive Commercial Aquatics to smooth a 1" vertical offset from the deck to the back of gutter with a sloped transition and red SunDek deck coating. As previously mentioned in the gutter section of this report, pool decks should drain away from the gutter and pool to prevent deck drainage from re-entering the pool recirculation system. Due to differential settlement between the deck and the pool, combined with periodic deck updates and repairs, the existing pool deck does currently meet this requirement.

Recommendation

While the layout of the lap pool is optimal, the deck and retaining wall show signs of differential settlement and need to be removed and replaced with a structural design appropriate for the site's soils. The deck should also be sloped away from the pool at a maximum grade of roughly 2%.



STARTING BLOCKS

The lap pool deck had anchors for dual post starting blocks centered behind each lane. The blocks were not installed at the time of the site visit, and could not be measured for setback distance, platform height, step height, and backstroke grab bar dimensions. USA swimming requires that blocks be 29.5" above the water surface elevation.

The block anchors are centered in the lanes at the deepest end of the pool. The depth at this end is 5'6" to 6'0". USA swimming depth recommendations for novice swimmers are 6' from one meter to five meters (3 feet 3.5 inches to 16 feet 5 inches) from the wall. Because of the standing water in the bottom of the pool, Counsilman-Hunsaker was unable to verify that the depth met these requirements.

Recommendation

Counsilman-Hunsaker recommends that the depth be in accordance with the aforementioned standards for use of starting blocks. The current pool does not meet those requirements and starting blocks may pose a safety risk if installed and used in the current conditions. A new pool, if constructed, should have a depth profile that accommodates racing starts from starting blocks in order to best serve the community.

SAFETY EQUIPMENT

Equipment was not consolidated and stored in one location, and CH was not able to verify total quantities of safety equipment for compliance with TAC. Safety ropes were observed in the mechanical room area, life hooks in several locations around the facility, and a spine board in the pool chemical room adjacent to the fill funnel. The spine board may be exposed to corrosive fumes leading to deterioration of the safety equipment due to its placement in a chemical room.

Recommendation

Counsilman-Hunsaker recommends that safety equipment be stored neatly and quickly accessible to both pool areas.

MAINTENANCE EQUIPMENT

Cleaning tools and vacuums were observed in a storage area near the entry gates and restrooms. Operation of the vacuums was not verified on site.

Recommendation

Counsilman-Hunsaker recommends a full inventory of all cleaning tools and supplies and at least one brush and one vacuum per pool.

GENERAL INFORMATION: Leisure Pool

Length	83'-0"
Width	75'-0"
Surface Area	4,831 square feet
Perimeter	282
Lanes	N/A
Water Depth	0’0” to 4'0"
Pool Volume	72,272 gallons (estimated)

STRUCTURE AND FINISH

The Leisure Pool has a white plaster finish over a concrete shell. A large beach entry (zero-depth entry) provides access at the northeast side of the pool with stairs at the northwest corner. The pool floor immediately above and below the beach entry trench drain utilizes a different finish from the remainder of the Leisure Pool, and is separated from the white plaster finish with a 2” strip of white tile. Cracks, chips, and other imperfections and signs of wear were observed over the entirety of the shell. The entry steps at the Leisure Pool had a significant level of cracking at the joint between riser and tread, and have been point repaired on several occasions with elastic sealant and caulk. The City has not performed pressure testing on the piping system or measured flow into the pool in contrast with expected evaporation rates, but water loss and leaks are highly suspected.

Based on the observations and Structural Engineering Report from The Core Group, the Leisure Pool will need to be replaced due to the compromised structural integrity of the pool and the surrounding deck. A differential settlement of approximately 8" was observed from one side of the pool to the other. The water line at the beach entry provided a visual estimate of the settlement, with a significant difference in the waterline between the north and south walls. In certain locations, the pool walls have pulled away from the pool deck, creating a significant gap and trip hazard on the pool deck.

Recommendation

Demolish and replace the Leisure Pool with a new pool with site preparations and structural design appropriate for the soils at the site. At the time a new pool is constructed, the design of the Leisure Pool can be assessed to best meet the programmatic needs of the City and community.



1 FT 0 IN

GUTTER

The Leisure Pool is equipped with a manufactured stainless-steel gutter with integral return inlets, a system that matches the Lap Pool. The aging fiberglass grating is 10” in width and was painted gray prior to the beginning of the most recent summer season to seal in the fiberglass splinters and reduce the risk of injury to patrons. The grating is approximately 1.5" below the deck elevation immediately adjacent to it in a shallow rollout configuration. Unlike the Lap Pool, the gutter grating extends beneath the pool deck, partially recessing the back of the gutter trough. The gutter grating was anchored to the gutter, preventing Counsilman-Hunsaker from measuring the depth of the gutter to quantify the volume of the gutter for further hydraulic analysis. Like the Lap Pool, the stainless-steel gutter body exhibits spot corrosion consistent with the age of the facility and the outdoor exposure, which can be cleaned and treated using standard maintenance procedures. A trench drain extends the width of the beach entry area and is integral to the stainless-steel gutter system.

The Leisure Pool deck and gutter level have settled differentially, preventing surface skimming at the pool edge from occurring around the entire perimeter. Approximately 8" of difference from the East side of the pool gutter to the West side pool gutter was observed. Differences in pool gutter elevation that result in only partial perimeter skimming propose a serious problem for the circulation in this body of water. Increased volume of particles on the surface of the water are inevitable on the side of the pool that does not make use of surface skimming through the gutter. Additionally, sanitation and proper mixing of the water are likely affected due to skewed time of concentration in different areas of the pool.

In the above photo of the Leisure Pool retaining wall, the red portion of the deck can be seen sloping back towards the pool gutter. This was completed as part of the deck renovations in 2019, and in in violation of the TAC. Code requires deck drainage be routed to sanitary, and the slope be away from the pool at a maximum 2% grade to ensure that deck drainage is not entering the pool recirculation system.

The Leisure Pool gutter also includes several surge weirs to supplement the perimeter overflow system. Counsilman-Hunsaker does not believe that these weirs offset the volume of water not being skimmed from the surface through the unlevel gutter. A pool recirculation system is required to pull 75% of the recirculation volume from the surface of the water.

Recommendation

As part of the complete replacement of the Leisure Pool, Counsilman-Hunsaker recommends that the gutter should be removed and reinstalled level around the perimeter of the pool and the surrounding deck should be repaired or replaced in a manner that meets TAC and MAHC drainage requirements and ensures the separation of pool recirculation skimming and deck drainage. If the existing pools are to remain in operation for longer than the next season, new PVC gutter grating should be installed to remove the risk of fiberglass slivers creating a first aid hazard for patrons. Counsilman-Hunsaker recommends that the gutter should be removed and reinstalled level around the perimeter of the pool, and the surrounding deck should be repaired or replaced in a manner that meets TAC drainage requirements and ensures the separation of pool recirculation skimming and deck drainage. The new gutter does not need to have integrated weir skimmers so long as it is level and sized to handle 100% of the pool’s recirculation volume and covers a minimum of 50% of the pool perimeter.



1 FT O IN

MAIN DRAINS

The Leisure Pool main drains were inaccessible due to standing water in the bottom of the pool. From observation, the 2 main drains appear to be 30"x30" domed grates (Aegis Anti-Entrapment Shield by Neptune-Benson). Because the grates were unable to be fully inspected or removed, the grates and sumps could not be fully inspected for VGB compliance. Additionally, with the absence of construction plans, the design intent and piping configuration of the drains is unable to be analyzed.

Recommendation

The Leisure Pool main drains will need to be fully evaluated for VGB compliance. If the drains do not currently meet VGB compliance requirements, the drains will need to be removed and replaced with new VGB compliant sumps and covers. The elevation of the pipe in the sump should be a minimum distance of 1.5 * diameter of the output pipe from the bottom of the grate. Additionally, velocity of the water at the entry to the grate should not exceed 1.5 fps, and the drains should be spaced a minimum of 5' apart. These safety measures ensure that the drains cannot expose users to body suction entrapment, hair entrapment, and disembowelment.

INLETS

The inlets on the leisure pool are integral with the stainless-steel gutter in a pressurized return chamber, often referred to as a "dual flow" system. The inlets are spaced roughly 3' apart around the pool except at the beach entry.

Recommendation

Dual flow gutters and recirculation systems are less common in new aquatic facilities due to their limited effectiveness at dispersing filtered and sanitized return water throughout the entire pool volume. Counsilman-Hunsaker recommends the installation of floor inlets in the main body of the pool, and a small wall eyeball inlet at the stairs to ensure adequate and even mixing of water throughout the pool. Installing floor inlets will require a new recirculation piping system to effectively deliver water to the pool and should be undertaken with the replacement pool shell.

UNDERWATER LIGHTS

The Leisure Pool is equipped with 6 underwater lights. The lights appear to be in operable condition, and one was on during the site visit. The TAC requires a minimum of 15 horizontal foot-candles at the surface of the water be maintained during nighttime hours or periods of low light. This can be achieved by underwater lights, overhead and surrounding lights, or a combination of the two. Counsilman-Hunsaker did not visit the pools during a period of low light conditions and is unable to determine if this condition is currently being met.

STAIRS

The stairs in the Leisure Pool are located in a 6' x 15' bump out near the northwest corner of the pool. The existing treads meet code and there is a single handrail available for use. The handrail does not meet the required grab height of 34" minimum and 38" maximum per the 2012 Texas Accessibility Standards. A second handrail spaced a minimum of 20” and a maximum of 24” clear from the first handrail must be provided for the stairs to be considered TAS-compliant as a secondary means of accessible entry/egress.

As noted in the Pool Structure section of this report, significant cracking is visible between stair treads and risers, indicating a structural concern potentially resulting from the movement of the shell.

Recommendation

The stair location and orientation are optimal for the pools intended use and is a safe means of egress. However, the handrail is not compliant with TAS and should be replaced with a pair of compliant handrails.

GRABRAILS AND RECESSED STEPS

The leisure pool is equipped with 2 sets of recessed steps and grabrails. One is located in each corner of the pool opposite the beach entry (southeast and southwest corners). The locations of the grabrails and recessed steps are optimal for compliance with the TAC requirements for egress spacing a maximum of 75' apart. Like the Lap Pool, the recessed steps are prefabricated stainless-steel inserts with deteriorating friction tape on the treads for slip resistance. A small amount of rust was visible at the tread inserts and grab rails, which can be cleaned through typical maintenance procedures.





OTHERS

The Leisure Pool is equipped with two features: a frog-themed tot slide and an umbrella spray feature. The features are manually operated at a single valve box adjacent to the mechanical room covered by fiberglass grating. The sculpted tot slide is showing signs of deterioration, as the colors have begun fading and the paint at the feet has been completely removed, exposing the foam base of the slide. The umbrella feature is surrounded by black contrasting tile in the floor, and is in better shape than the tot slide. Some chalking and discoloration of the feature is evident, and refurbishing the feature may be required if the existing pools are to remain in operation for longer than the next season.

At the time of the site visit, the city informed Counsilman- Hunsaker that during a recent Health Department inspection the facility was informed that without a UV system, the features in the pool cannot be operated. TAC Chapter 265 General Sanitation Subchapter M requires that any pool system which includes features that spray or aerate water through interactive features must provide secondary sanitation in the form of UV treatment or another department approved method of disinfection. ISPSC 2021, which is adopted by the TAC, also states that 100% of feature flows must be treated by UV.

Recommendation

Counsilman-Hunsaker recommends the installation of either a medium-pressure or a low-pressure UV system as a means of secondary disinfection for the Leisure Pool and its associated features. This can be added to the existing recirculation system, but may make better sense to be installed as part of a complete mechanical system renovation depending on projected future use of the existing pools. Both features should be refurbished if they are to remain. Alternatively, newer play features that emphasize interactivity and play can be installed as part of a pool replacement.

POOL DECK

The deck area around the Leisure Pool has ample space for patrons and is code compliant with a minimum of 6' of deck space, except for the area of the deck immediately adjacent to the retaining wall. This area of the pool is only provided with 1' of deck space immediately adjacent to the retaining wall. While TAC permits up to 35% of the deck around a Class B or C pool to be replaced with other structures such as diving ledges, the condition may not impede emergency access to all portion of the pool. The extents and narrow width of the west portion of the Leisure Pool may be too narrow to be adequately served by emergency service personnel and lifeguards.

The deck had previously been modified in 2019 by Progressive Commercial Aquatics to smooth a 1" vertical offset from the deck to the back of gutter with a red sloped paving transition. As previously mentioned in the gutter section of this report, pool decks should drain away from the gutter and pool to prevent deck drainage from re-entering the pool recirculation system. Due to differential settlement between the deck and the pool, combined with periodic deck updates and repairs, the existing pool deck does currently meet this requirement. Additionally, there are several areas of the Leisure Pool that do not have code compliant curbs and slope terminations.

Recommendation

The deck and retaining wall surrounding the Leisure Pool show signs of differential settlement and need to be removed and replaced with a structural design appropriate for the on-site soil conditions. The deck should also be sloped away from the pool at a maximum 2% grade and a minimum of 6' of deck space should be required around the entire perimeter of the pool for lifeguard access and circulation.



NIO

1 FT 0 IN

SAFETY EQUIPMENT

Equipment was not consolidated and stored in one location, and CH was not able to verify total quantities of safety equipment for compliance with TAC. Safety ropes were observed in the mechanical room area, life hooks in several locations around the facility, and a spine board in the pool chemical room adjacent to the fill funnel.

Recommendation

Counsilman-Hunsaker recommends that safety equipment be stored neatly and quickly accessible to both pool areas.

MAINTENANCE EQUIPMENT

Cleaning tools and vacuums were observed in a storage area near the entry gates and restrooms.

Recommendation

Counsilman-Hunsaker recommends a full inventory of all cleaning tools and supplies and at least one brush and one vacuum per pool.

MECHANICAL ROOM: Pool Mechanical Room

PIPING

The exposed piping in the pump pit is Schedule 80 PVC. Filter face piping is all Schedule 80 PVC, but the mechanical joints and fasteners showed signs of corrosion. The condition and material of the underground piping is unknown. Most piping and valves are labeled, and directional arrows are provided. Piping schematics and valve charts for the various pools were not observed in the mechanical room. The fill funnel and chemical dosing piping is all PVC schedule 40. The filter backwash discharge should be a minimum height of 6" above the discharge pipe. The airgap discharge piping was also missing a splash collar. Backwash discharge was assumed to go straight to sanitary without the use of a backwash basin.

FLOW METER

The pool recirculation systems are equipped with flow meters. The operation of the flowmeter was unable to be observed due to the pools being drained. These flow meters provide the capability of monitoring flow through the recirculation system and assist operators with maintaining a constant flow rate throughout the filtration cycle. Not only does this provide a consistent flow rate and turnover for the pool, it also saves energy by running the pump at a slower speed while the filters are clean, and this can be done automatically through the use of a VFD. As the filter load increases the pump speed should be increased to maintain the desired flow rate.

VALVES

Some valves are labeled and some directional arrows are provided, but not at all pipes and valves. Piping schematics and valve charts for the various pools were not observed in the mechanical room and should be provided for the pool operator's reference. Fasteners both indoors and outdoors at the valves are showing signs of corrosion, especially at the filter face piping.

Recommendation

Failing hardware should be replaced prior to re-opening the pools. If pools are replaced, it is likely a major mechanical system replacement will occur simultaneously, which will include all new valves and fasteners.

PUMPS

Each recirculation pump (2 total, 1 per pool system) was replaced in 2021 by Progressive Commercial Aquatics. The two pumps are identical. Each pump is a vertically mounted end-suction pump powered by a 15 HP/ 60 HZ motor with a rated impeller operating at 1200 RPM for 900 GPM of flow rate. Hair and lint strainers are installed before the impeller on each system. Based on the flow rates and estimated pool volumes, the Lap Pool has a turnover of 3.15 hours and the Leisure Pool has a turnover of 1.33 hours. Both pool turnover rates comply with TAC.

No issues were reported by staff regarding the operation or start-up of these pumps, and no corrosion or obvious signs of deterioration were observed. The features in the leisure pool are operated off of the leisure pool recirculation pump. Variable Frequency Drives (VFDs) are not provided for either of the pumps.

Recommendation

Counsilman-Hunsaker recommends the addition of VFDs connected to flow meters for each recirculation system. A VFD provides a consistent flow rate and turnover for the pool while saving energy by running the pump at a slower speed while the filters are clean. It will also extend the lifespan of the recirculation pumps by allowing them to run at less than full capacity.

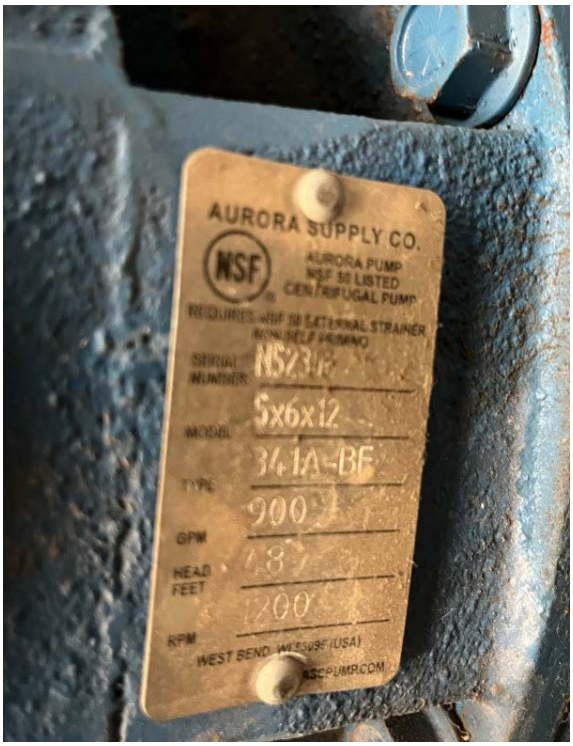

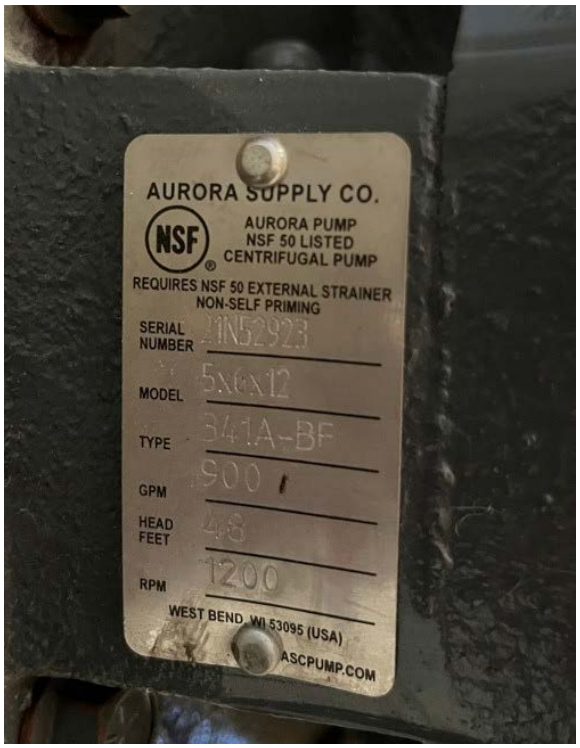



LOWER POOL

FILTRATION EQUIPMENT

The facility has two 84" diameter vertical orientation steel high-rate sand filters, one for each pool system, and each stands 7' feet high. The filters were not marked or labeled with tags or manufacturer information. Each filter shows signs of extensive exterior wear and corrosion, especially on the filter stand feet and tops. Calcium hypochlorite feeders are located adjacent to the filter tanks, which may be contributing to the corrosion on the steel vessels. No operational problems were noted with the filters by City of Taylor at the time of the site visit, though it was noted that the filtration media has not been changed in any recent year. A typical replacement cycle for sand filter media is 3-5 years, depending on pool water chemistry, bather load, and the particulate matter captured by the filters from outdoor contaminants. It is assumed that the interior waterproof lining has not been replaced and has fully deteriorated, leading to a risk of corrosion and failure of the steel vessels. Filter backwash is sent to the sewer through manually operation of the face piping.

Recommendation

As part of a replacement of the pools and systems, the vertical steel sand filters should be replaced with new filters. If high-rate sand is elected for the future system, fiberglass tanks are recommended due to their increased corrosion resistance over steel tanks. Regenerative media filtration is an alternative option over high-rate sand that has an increased cost but also increased filtration efficiency and lower utility cost.

DANGER
DANGER

SURGE TANK / BALANCE TANK

When swimmers enter a pool, the water they displace needs to be stored temporarily. The TAC requires 1 gallon of surge capacity for every square foot of pool surface area. For Murphy Park Pool that equates to approximately 4,500 gallons of surge capacity for the Lap Pool and approximately 4,840 gallons of surge capacity for the Leisure Pool. The surge tanks for each pool are located outside and adjacent to the mechanical room, constructed of concrete with open grating lids. The Lap pool surge tank is elevated above the Leisure pool surge tank, which is consistent with the Hydraulic Grade lines of the site. Counsilman-Hunsaker was unable to remove the lids of the surge tank to measure the interior depths and the volume of each tank at the time of the visit.

Recommendation

The interior waterproofing of the surge tanks should be inspected if the pools are to be re-opened. The capacity of the surge tanks should be verified to see if they comply with code and can be reused for replacement pools or if they need to be upsized.



SANITIZATION (CHEMICAL TREATMENT)

The pools utilize calcium hypochlorite (solid chlorine) as the sanitizer and the erosion feed systems are located outside adjacent to the sand filters. No issues were reported regarding water chemistry, although detailed chemical logs were not made available to CH for verification. As discussed regarding the features at the Leisure Pool, ultraviolet (UV) treatment systems are not provided for either pool. UV treatment systems provide secondary sanitization for the pool water and are effective at eliminating chlorine-resistant pathogens in the pool water. UV treatment as a means of secondary disinfection for 100% of feature flows is required by International Swimming Pool and Spa Code (ISPSC) 2021. Cyanuric Acid is being hand fed into the pools as a stabilizer for chlorine levels. Cyanuric Acid is commonly used in outdoor pools to mitigate consumption of free chlorine by solar rays.

Recommendation

Consider providing a UV treatment system for each pool.

PH BUFFER (CHEMICAL TREATMENT)

The pools utilize hydrochloric (or muriatic) acid as the pH buffer. Containers of muratic acid were placed on the floor of the storage room and were left ajar. Peristaltic pumps are provided for delivery of muriatic acid to each recirculation pool system.

Fumes from muriatic acid can be highly corrosive and should be properly vented and ventilated to extend the lifespan of the chemical room and reduce the safety risk for pool operations staff. The lack of ventilation was evident despite being an open-air space on one side. Corrosion in the ceiling ductwork and peeling paint on the CMU walls was observed.

Recommendation

Muriatic acid carboys should be placed in a secondary containment spill platform and should remain tightly closed at all times. A fume scrubber and vent check valve should be placed in the acid carboy in use to allow for pressure equalization as the acid is injected into the pool recirculation system and to reduce the safety risk of pool operations staff.

Poolfresh
Tablets

ontrollers
CONTROLLER
DOWN
ENTER
TRANSMIT
OOLCOMM
Acid
Bleach

CHEMICAL ROOMS (CHEMICAL TREATMENT)

A large amount of corrosion in the chemical storage room was observed on the doors and walls and other metallic components. Chemicals were stored in multiple locations and without proper secondary containment. Acid and Chlorine were comingled, which if mixed can lead to the creation of dangerous chlorine gas and increased safety risks. Powder chemical was observed spilled on the mechanical room floor and had not been cleaned up. The general conditions of chemical storage pose a safety risk for all staff and accelerated corrosion risk for all ferrous components in the associated spaces.

Recommendation

Acid and Chlorine should be stored in separate spaces and containers should be tightly sealed and neatly organized. Any spills should be promptly cleaned up with proper personal protective equipment.

WATER CHEMISTRY CONTROLLER

Both pools are equipped, monitored, and managed with a water chemistry controller. Chemtrol and Hayward water chemistry controllers are provided which monitor ORP and pH and automatically deliver chlorine and acid based on these readings. Recirculation flow rate is also monitored through the water chemistry control systems. The systems appeared to be in good working order.

MAKE-UP WATER

Make-up water is discharged into the fill funnel for each respective recirculation system. An automatic water level controller is provided for the lap pool and leisure pool. It is recommended that the make-up water system for each pool is equipped with its own water meter. An easy way to determine if a pool develops a leak is by tracking the amount of fresh water added to the system each day. If the average amount increases, this can be an indication of a pool leak. The potable water fill line leading to the fill funnel does not have an air gap over the top of the funnel, which is required for backflow prevention.

Recommendation

The potable water fill line should be elevated to a minimum of 6” above the top of the fill funnel to create an air gap for backflow prevention. A clear PVC splash collar can be installed around the fill line to prevent splash out while maintaining the air gap.

MECHANICAL ROOM – GENERAL OBSERVATIONS

The mechanical room is organized and generally free of debris, old pool equipment, or other clutter. Some debris and dirt was observed at the floor drain. Grounding for the building was observed near the entrance to the mechanical room. Not all valves and switches are labeled.

Recommendation

Drains should be cleared of all debris to prevent clogging. Grounding should be concealed and out of walkway. All valves and switches should be identified with labels.

APPENDIX A: Structural Engineering Report

May 10, 2022

Billy Griffits AIA
Counsilman Hunsaker
4849 Greenville Avenue
Suite 100
Dallas, TX 75206

Re: Taylor Pool Inspection and Evaluation
Taylor, TX

Dear Billy,

The Core Group performed a visual structural inspection on 9/27/22 for both municipal pools for the town of Taylor, Tx, along with other Counsilman Hunsaker representatives. The city has issues with the pool leaks and foundation settlement/heave. The existing pools are all cast in-place concrete with plaster finnish and each pool is located at different site elevations, separated by a retaining wall. The difference in elevation between pool decks is approximately 4'-6". The upper pool is a lap pool and the lower pool is a kids pool. There is one step entry into each pool. The kids pool has a zero-beach entry as well. Both pools have a continuous drain system. The kids pool has one water feature. The pool is approximately 21 years old.

There was no pool construction documentation made available and they are assumed to be non-existent. All of our inspection was visual and no structural evaluation, based upon analysis, is possible. Little is known about the pool construction.

Both pools have experienced significant settlement and/or heave. It is difficult to predict which condition has had more significant impact. The pool shell is not level as a result and the continuous drains do not function properly. There is as much as 5" to 6" of variation from level from end to end on several pool walls. Both pool shells appear to have minimal cracking while viewing the existing plastered surfaces, but it is possible previous cracks and plaster repair have been performed years earlier. Each pool has a crack in the pool entry steps running horizontal with the treads. The kids pool has an additional crack propagating off the step corner extending into the pool , but the crack is not significant for a slab on grade pool that has experienced this amount of movement. There have been no site grading or pavement elevation studies made to date. So there is no real datum to evaluate exact movement of pool elements relative to each other.

The cause of the pool movement is most like due to several conditions (1) fill placement with a high PI (plasticity index) (2) variation in fill height placement (3) little or no compaction of any fill placement (4) poor drainage around the pool perimeter and (5) leaking subgrade piping. This condition can also be made worse by leaving the pool empty for long periods of time.

The pool deck surrounding each pool shell has already been replaced in several locations due to unevenness and bare foot traffic issues. There is a 1' strip of concrete deck pour, located completely around the perimeter of both pools, adjacent to the continuous drain. This pour strip

has hinged and cracked at most locations along each pool wall. This is just another indication of pool movement. It is possible that the continuous drain element itself could be a source of leaking. Without knowing the installation process and detailing of this element, it is difficult to verify with out a demolition investigation.

From our perspective, we think any attempt to repair the pool will be costly and unsuccessful due to the unknown subgrade and the existing site conditions noted above. The pool could be possibly leveled with mud jacking and piers, but that does not resolve the issue of the existing subgrade which will still be subject to seasonal climate variations every year and volume changes. The risk of additional shell cracking could also occur resulting from any significant movement associated with this repair process. Furthermore, any leaking pipes would be difficult to access and repair without cutting into the pool shell and excavating outside the pool walls. The demolition would be extensive. At the end of the day, there would be no guarantee provided by any consultant that the repair would solve the problems. Constructing new pools makes more sense to us.

If you have any questions relating to our investigation, please give us a call.

Regards,

Trent Cragin, P.E.
The Core Group

Sincerely,

Trent Cragin, PE

City Council Meeting
November 14, 2024
Transmittal Letter

STRATEGIC PILLAR
Quality of Life

Agenda Item Number: 7.

Agenda Title: **Consideration to enter a Construction Materials Engineering and Testing contract with Raba Kistner Consultants, Inc., to accompany the Doris Roznovak Aquatic Center Renovation.**

Council Action to be Taken: Approval of CoMET proposal from Raba Kistner and allowing the City Manager to execute all necessary documents.

Department Submitted: Parks and Recreation

Staff Contact: Tyler Bybee, P&R Director
Jacob Walker, City Engineer

1. PURPOSE / DESCRIPTION

This item is to possibly enter a contract for the CoMET services to accompany the Doris Roznovak Aquatic Center (DRAC) Renovation project.

2. STAFF ANALYSIS / BACKGROUND / PRIOR COUNCIL ACTIONS

The DRAC Renovation construction bid documents were prepared and advertised. Bids were opened on October 23rd, 2024. TO accompany this construction project, a proposal for Construction Materials Engineering and Inspection was requested from Raba Kistner Consultants Inc.

The proposal received totals $109,188.20 and includes services for the observation and testing of the following construction materials:

- Soils laboratory testing, in-place field nuclear density testing
- Reinforcing steel observations
- Concrete (and masonry) compressive strength specimen sampling, testing, and reporting
- Shotcrete testing and observations (Includes ASR testing)
- Drilled pier observations,
- Structural steel observations,
- Asphalt aggregate sampling and observation, and
- Wood framing

CoMET services help to confirm that the materials used in the construction project hold up to the specifications required by the design. This adds value to the project by making sure materials used are not substandard or used in the wrong application.

3. PROS and CONS

PROS	CONS
• Ensures the pool renovation project construction materials are up to the require specifications. • Improves overall quality of project. • Increase longevity of final product.	• No foreseeabe cons.

4. RECOMMENDATION

Recommend approval of contract for CoMET services to Raba Kistner for $109,939.50 and authorization of the City Manager to enter into a contract with the Raba Kistner to perform the work.

5. FUNDING SOURCE

Funded through 2024 Certificate of Obligation Funds.

6. TIMELINE

The construction Materials Engineering and Testing schedule would follow the general schedule of the DRAC Renovation Construction Project. Testing and observation would occur as construction progresses and test results would be relayed to the city as tests are performed.

7. OTHER OPTIONS

Reject Proposal.

8. ATTACHMENTS

1. Construction Testing Proposal
2. Construction Testing Presentation Slides

[Delivered by E-mail to: Conor.Stuart@hdrinc.com]

RABA KISTNER
a kiwa company
Raba Kistner, Inc.
8100 Cameron Road, Suite B-150
Austin, TX 78754
www.rkci.com

P 512.339.1745
F 512.339.6174
F-3257

PAD24-232-00 Revision No. 1
November 6, 2024

Mr. Brian LaBorde, City Manager
City of Taylor
400 Porter Street
Taylor, Texas 76574

c/o: Conor Stuart, P.E.
HDR, Inc.

Re: Construction Materials Testing Services
Doris Roznovak Aquatic Center
1600 Veterans Drive
Taylor, Texas 76574

Dear Mr. LaBorde:

RABA KISTNER Consultants, Inc. (RKCI) is pleased to submit our proposal to provide the construction materials observation and testing services on the project referenced above.

We propose an estimated budget of **$109,188.20** for testing and observation services for the referenced project. This budget is based on our understanding of the project, an estimate of quantities, and past experience with similar projects. A cost estimate breakdown is presented in the attached spreadsheet. Construction sequencing, delays, and the number of times that the client or their representative requests our services will affect the suggested budget. Services will be provided on a call-out basis for the cost-estimate spreadsheet attached to this proposal. The scope of work includes the observation and testing of the following construction materials:

- Soils laboratory testing, in-place field nuclear density testing,
- Reinforcing steel observations,
- Concrete (and masonry) compressive strength specimen sampling, testing, and reporting,
- Shotcrete testing and observations,
- Drilled pier observations,
- Structural steel observations,
- Asphalt aggregate sampling and observation, and
- Wood framing

This proposal may serve as RKCI's work agreement for the referenced project. Please sign this proposal, initial every page of each attachment, fill out the Report Distribution List, and return one signed original to our office as authorization for RKCI to provide these services. If you choose to issue your own purchase order or work agreement, please reference our proposal number.

Thank you for allowing RKCI the opportunity to submit our proposal for the construction materials observation and testing services. We have a fully-equipped AASHTO Accredited laboratory and we look forward to providing these services to you during the construction of this project. If you have any questions concerning our proposal or need any additional information, please call us at (512) 339-1745.

PAD24-232-00 Rev 1
November 6, 2024

Very truly yours,

RABA KISTNER CONSULTANTS, INC.

David A. Brown
Lead CoMET Estimator

Ali Hekmatfar, Ph.D., P.E.
CoMET Senior Project Manager

DB/AH: am

Attachments: Fee Estimate Breakdown
Scope of Work
Report Distribution
Terms and Conditions

Approved By:

(Signature)

(Printed or Typed Name)

(Title)

(Company Name)

(Date)

FEE ESTIMATE BREAKDOWN

Project Name: Doris Roznovak Aquatic Center
Project Location: 1600 Veterans Drive, Taylor, Texas 76574
Contact: Brian LaBorde, City Manager
Client: City of Taylor
Address: 400 Porter Street
City/State/Zip: Taylor, Texas
Phone Number: 737.230.7318
Email: conor.stuart@hdrinc.com

TESTING/OBSERVATION ITEM	UNIT COST	UNIT	ESTIMATED QUANTITY	ESTIMATED FEE
SOILS				
Laboratory Testing				
Moisture Density Relationship (TxDOT or ASTM)	$295.00	each	6	$1,770.00
Sieve Analysis	$110.00	each	4	$440.00
Atterberg Limits	$95.00	each	4	$380.00
Field Testing/Observation				
In-Place Nuclear Densities (Per Test)	$21.00	each	186	$3,906.00
Nuclear Gauge Daily Rental	$104.00	day	0	$0.00
Materials Technician	$68.00	hour	189	$12,852.00
Materials Technician (overtime)	$102.00	hour	0	$0.00
Vehicle Travel Charge	$70.00	trip	63	$4,410.00
Subtotal				**$23,758.00**
REINFORCING STEEL OBSERVATIONS				
Field Observation/Testing				
Materials Technician	$68.00	hour	96	$6,528.00
Vehicle Travel Charge	$70.00	trip	24	$1,680.00
Subtotal				**$8,208.00**
CONCRETE				
Laboratory Testing				
Concrete Compressive Strength Cylinders	$25.00	each	160	$4,000.00
Field Testing/Observation				
Materials Technician	$68.00	hour	108	$7,344.00
Materials Technician (overtime)	$102.00	hour	36	$3,672.00
Vehicle Travel Charge	$70.00	trip	40	$2,800.00
Subtotal				**$17,816.00**
SHOTCRETE (Assumed 10 days of shotcrete production and 3 panels per day)				
Laboratory Testing				
Concrete Compressive Strength Shotcrete Cores	$25.00	each	90	$2,250.00
Shotcrete Panels (To be formed and cast by Contractor; RK to provide coring and testing)	$900.00	day	10	$9,000.00
ASTM C1260 Potential Alkali Reactivity of Aggregates (Mortar-Bar Method)	$1,150.00	each	1	$1,150.00
ASTM C1293 Length Change of Concrete due to Alkali-Silica Reaction	$2,250.00	each	1	$2,250.00
ASTM C1567 Determining the potential Alkali-Silica Reactivity of Combinations of Cementitious Materials and Aggregate (Accelerated Mortar-Bar Method)	$1,580.00	each	1	$1,580.00
Field Testing/Observation				
Materials Technician	$68.00	hour	50	$3,400.00
Materials Technician (overtime)	$102.00	hour	0	$0.00
Vehicle Travel Charge	$70.00	trip	10	$700.00
Subtotal				**$20,330.00**

FEE ESTIMATE BREAKDOWN

TESTING/OBSERVATION ITEM	UNIT COST	UNIT	ESTIMATED QUANTITY	ESTIMATED FEE
PIER OBSERVATIONS (Assumed a pier construction production rate of an average of about 8 piers/day)				
Laboratory Testing				
Concrete Compressive Strength Cylinders	$25.00	each	70	$1,750.00
Field Testing/Observation				
Materials Technician	$68.00	hour	124	$8,432.00
Materials Technician (overtime)	$102.00	hour	28	$2,856.00
Geotechnical Engineer	$172.00	hour	6	$1,032.00
Vehicle Travel Charge	$70.00	trip	17	$1,190.00
Subtotal				**$15,260.00**
MASONRY				
Laboratory Testing				
Compressive Strength Grout	$27.00	each	16	$432.00
Prism	$700.00	each	0	$0.00
Field Testing/Observation				
Materials Technician	$68.00	hour	28	$1,904.00
Materials Technician (overtime)	$102.00	hour	0	$0.00
Vehicle Travel Charge	$70.00	trip	8	$560.00
Subtotal				**$2,896.00**
STRUCTURAL STEEL INSPECTION (4 Hour Minimum Trip Charge for CWI)				
Field Testing/Observation				
CWI Inspector	$140.00	hour	30	$4,200.00
Non Destructuve Testing (Ultrasonic Testing)	$156.00	hour	0	$0.00
Ultrasonic Testing - Daily Equipment	$104.00	day	0	$0.00
Vehicle Travel Charge	$70.00	trip	5	$350.00
Subtotal				**$4,550.00**
ASPHALT				
Laboratory Testing				
Bag Sample (gradation, asphalt content, molding specimens, density of molded specimens, maximum thoeretical specific gravity)	$442.00	each	1	$442.00
Density of Asphalt Cores	$104.00	each	2	$208.00
Field Testing/Observation				
Materials Technician	$68.00	hour	5	$340.00
Materials Technician (overtime)	$102.00	hour	0	$0.00
Coring Equipment	$494.00	day	1	$494.00
Vehicle Travel Charge	$70.00	trip	1	$70.00
Subtotal				**$1,554.00**
WOOD FRAMING INSPECTIONS				
Field Observation/Testing				
Materials Technician	$68.00	hour	10	$680.00
Materials Technician (Overtime)	$102.00	hour	0	$0.00
Vehicle Travel Charge	$70.00	trip	2	$140.00
Subtotal				**$820.00**
PROJECT ADMINISTRATION				
Clerical/Admin	$80.00	hour	4	$320.00
Project Engineer (EIT)	$95.00	hour	8	$760.00
Project Engineer (PE)	$185.00	hour	12	$2,220.00
Vehicle Travel Charge	$70.00	trip	1	$70.00
Project Completion Letter	$175.00	hour	4	$700.00
Subtotal				**$4,070.00**
Technical Review & Administrative Fee	10% of total cost			$9,926.20
	TOTAL ESTIMATED FEE			**$109,188.20**

PAD24-232-00 Rev 1
November 6, 2024

SCOPE OF WORK
Construction Materials Testing Services
Doris Roznovak Aquatic Center
1600 Veterans Drive, Taylor, Texas 76574

General:

1. We understand that **City of Taylor** will require the services of experienced engineering technicians as scheduled by you or your representatives. Client will incur a 3-hour minimum charge per each site visit. We request twenty-four (24) hour notification to properly schedule our work.

2. Service charges are based on the hourly rates stated herein and will be assessed from the time the Engineer or Technician leaves our office until he returns from the project.

3. A vehicle travel charge will be assessed for round-trip travel from our office to the project site, material supplier, etc. and back to our office. The charges from our office to the project site will be as follows:

   Travel Time (Round Trip) ..... **1.5** Hour
   Vehicle Travel Charge ..... **70.00** Trip

4. Our total cost of services is based upon the assumption that this project will require a technician on site during normal work hours. Normal work hours are defined as Monday through Friday, 7:00 am to 5:00 pm. An overtime rate of 1.5 times the appropriate hourly rate will be assessed for services performed outside of normal work hours and/or after eight (8) hours of work per day. Services requested for Sundays or Federal Holidays will be assessed at an overtime rate of 2.0 times the appropriate hourly rate.

5. Invoices will be submitted monthly for work in progress in our standard format. Our invoices are due and payable upon receipt at P.O. Box 971037, Dallas, Dallas County, Texas 75397-1037. All parties hereby agree that this agreement upon acceptance will be performable in Williamson County, Texas. In the event that the State of Texas legislates a sales tax on professional services, the amount of tax applicable will be added to the appropriate service rate charged by Raba-Kistner Consultants, Inc.

6. A 10 percent project engineer review, administration, and report distribution cost will be added to all invoices.

7. Raba-Kistner will utilize the on-site initial field curing facilities provided by the contractor. The cost of providing and maintaining these initial curing facilities is not included in our proposal.

PAD24-232-00 Rev 1
November 6, 2024

REPORT DISTRIBUTION LIST

Please provide RKCI with project distribution for our submittal of reports on this project. Unless otherwise indicated, testing and observation reports will be distributed via email.

Client: _____

_____

Attention: _____

Phone No.: _____ Email: _____

Architect: _____

_____

Attention: _____

Phone No.: _____ Email: _____

Engineer: _____

_____

Attention: _____

Phone No.: _____ Email: _____

Contractor: _____

_____

Attention: _____

Phone No.: _____ Email: _____

Other: _____

_____

Attention: _____

Phone No.: _____ Email: _____

Please return this Attachment via fax or mail with signed Authorization.

RABA KISTNER

STANDARD TERMS AND CONDITIONS

1. **DEFINITIONS.**

1.1 **RK.** Raba Kistner, Inc., and / or one of its subsidiaries (Project Control of Texas, Inc. or PC Sports, Inc.) that is being engaged to provide the services to CLIENT in connection with the delivery of the proposal to which these Standard Terms and Conditions relate.

1.2 **CLIENT.** Person, entity or organization for which RK is rendering services regarding the Project.

1.3 **PROJECT.** The activity, venture, plan, building, site or investigation for which CLIENT has engaged RK to provide professional services.

1.4 **CONTRACTOR.** Person, entity or organization providing construction services, including labor and material for the Project.

1.5 **SERVICES.** The professional services to be performed by RK as set forth in the proposal or Agreement to which the Standard Terms and Conditions are attached.

1.6 **AGREEMENT.** RK's proposal accepted by CLIENT and these Standard Terms and Conditions which are incorporated into and made a part of the Agreement.

2. **SERVICES.** RK is being engaged by the CLIENT to render professional services ("Services") involving only RK's advice, judgment and opinion. RK may subcontract all or a portion of the Services performed hereunder. RK shall apply professional judgment in determining the extent to which RK complies with any given standard identified in RK's instruments of professional services. CLIENT expressly acknowledges that RK makes no warranties or guarantees, expressed or implied, regarding the Services.

3. **INFORMATION PROVIDED BY CLIENT.** CLIENT may provide or direct RK to utilize or rely upon certain information ("CLIENT Information") in the performance of RK's services. RK shall be entitled to rely upon such CLIENT Information. RK will not conduct an independent evaluation of the accuracy or completeness of such CLIENT Information and shall not be responsible for any errors or omissions in such information. RK's report, as well as any recommendations, findings, and conclusions made by RK, are dependent on information received from CLIENT. Changes or modifications to the information provided by CLIENT can affect RK's evaluation, recommendations, findings and conclusions, and CLIENT agrees—as a material term of this Agreement—to notify RK immediately, in writing, if CLIENT becomes aware of any such changes or modifications, including changes to the size, scope, location, or other material characteristics of CLIENT's project. The CLIENT shall be responsible for providing the location of all underground utilities and other structures in the vicinity of RK borings or excavations. RK will not accept responsibility and will not be liable for affecting or damaging any underground utility, underground storage tank, or other subsurface condition not previously identified and located, or improperly located, by the CLIENT, a utility, or a utility locating agency.

4. **SITE ACCESS AND SITE SAFETY.** CLIENT shall provide right-of-entry to the buildings and sites which are the subjects of RK's services. CLIENT represents that it possesses authority for such right-of-entry and that the building/site operator(s) possess the necessary permits and licenses for current activities at the site. RK shall be responsible for supervision and site safety measures of its own employees and subconsultants, but shall not be responsible for the supervision or health and safety precautions of any other parties, including CLIENT, CLIENT's contractors, subcontractors, or other parties present at the site.

5. **SUBSURFACE EXPLORATIONS.** Subsurface conditions throughout the site may vary from those depicted on logs of discrete borings, test pits, or other exploratory services. CLIENT understands RK's layout of boring and test locations is approximate and that RK may deviate a reasonable distance from those locations. RK will take reasonable precautions to reduce damage to the site when performing services; however, CLIENT accepts that invasive services such as drilling, or sampling may damage or alter the site. Site restoration is not provided unless specifically included in the scope of services.

6. **CHANGED CONDITIONS.** If, during the term of this Agreement, circumstances or conditions that were not originally contemplated by or known to RK are uncovered or revealed, to the extent that they affect the scope of services, compensation, schedule, allocation of risks or other material terms of this Agreement, RK may require renegotiation of appropriate portions of this Agreement. RK shall notify the CLIENT of the changed conditions necessitating renegotiation, and RK and the CLIENT shall promptly and in good faith attempt to renegotiate the terms of the agreement affected by the changed conditions. If changes cannot be agreed to with respect to the changed conditions, the parties shall utilize the Dispute Resolution/Litigation procedures in this Agreement.

7. **TESTING AND OBSERVATIONS.** CLIENT understands that testing and observation are discrete sampling procedures, and that such procedures indicate conditions only at the depths, locations, and times the procedures were performed. RK will provide test results and opinions based on tests and field observations only for the work tested. CLIENT understands that testing and observation are not continuous or exhaustive and are conducted to reduce – not eliminate – project risk. CLIENT agrees to the level or amount of testing performed and the associated risk. CLIENT is responsible (even if CLIENT delegates such responsibility to Contractor) for notifying and scheduling RK to perform these services. RK shall not be responsible for the quality and completeness of contractor's work or Contractor's adherence to the project plans, specifications and other related documents. RK's performance of testing and observation services shall not relieve Contractor in any way from responsibility for defects discovered in Contractor's work or create a

warranty or guarantee on the part of RK. CLIENT acknowledges that RK will not supervise or direct the work performed by Contractor or its subcontractors and is not responsible for their means and methods.

8. **ESTIMATE OF FEES FOR SERVICES.** If included as part of RK's proposal, RK will, to the best of its ability, perform the scope of services within the proposed fee estimate provided by RK. RK's proposal fees are based upon an estimate of the services required to meet the specifications for the project and following generally accepted engineering practices. The CLIENT recognizes that unforeseen circumstances along with changes in scope and project/contractor's schedules can influence the successful completion of the scope of services within the estimated proposed fees. Because Contractor has sole control over the project and determines the means and methods used to build/construct the project, RK's service fees are estimates and not lump sum or guaranteed maximum fees. The CLIENT is fully responsible for payment for all services provided, including retests of areas or samples that failed to meet Project specifications. The Estimate of Fees is valid for a period of 60 days after RK's proposal is submitted to CLIENT. If RK's proposal is not accepted by CLIENT within 60 days after it is submitted to CLIENT, RK may modify the Estimate of Fees.

9. **REPORTS.** RK may provide CLIENT with written reports in connection with the Services performed. Such reports will present such findings and conclusions as RK may reasonably make with the information gathered while performing its services and provided by CLIENT. The reports may be copied for inclusion in other documents related to the project provided they are reproduced in their entirety. Reports and other instruments of service are prepared for, and made available for, the sole use of the CLIENT, and the contents thereof may not be used or relied upon by others without the express written authorization of RK. Any unauthorized use or distribution of RK's reports shall be at the CLIENT's sole risk and without liability to RK.

10. **TOXIC AND HAZARDOUS MATERIALS.** CLIENT shall provide RK with all information within CLIENT's possession or knowledge related to the potential or presence of toxic or hazardous materials or pollutants at the Project site. CLIENT agrees that RK neither created nor contributed to the creation or existence of any toxic or hazardous materials or pollutants. In no event shall RK be required to sign a hazardous waste manifest or take ownership of any toxic or hazardous materials or pollutants. If unanticipated toxic or hazardous materials or pollutants are encountered while RK is performing its services, RK reserves the right to stop field operations and notify CLIENT and CLIENT assumes responsibility to notify appropriate regulatory agencies. RK and CLIENT must mutually agree to remobilize.

11. **NO THIRD-PARTY BENEFICIARIES.** The services and any report(s) prepared under this Agreement are for the sole benefit and sole use of CLIENT and are not for the use of any other party or person. Only CLIENT may rely upon the services and any report or work product. Nothing in this Agreement, or any subsequent amendments or modifications, or in any report issued under this Agreement, shall create a contractual relationship with or a cause of action in the favor of any third party against either RK or CLIENT. If CLIENT provides a copy of any report prepared by RK to others, it shall advise the recipient that the information contained in the report is provided for information only and is not to be relied upon by third parties.

12. **LEED PROJECTS.** Unless specifically addressed elsewhere in this agreement, RK has no responsibility or liability, including duty to defend or duty to indemnify, any party (including but not limited to CLIENT, owner, owner's agents, architects, engineers, contractors, construction managers, subcontractors) for the LEED certification process including: developing, producing, or retaining any documentation relating to the calculation of LEED points; and attainment of LEED certification points or LEED ratings.

13. **STANDARD OF CARE.** RK shall perform its professional services in accordance with the standard of care and diligence normally practiced by professional firms in performing services of a similar nature, in the same locality, under similar circumstances. CLIENT expressly acknowledges that RK makes no other warranties or guarantees, expressed or implied, regarding its professional services or its work product.

14. **RISK ALLOCATION.** RK will be responsible only for its own work, and that of its sub-consultants, and not for defects in the work designed or built by others.

15. **LIMITATION OF LIABILITY. CLIENT AND RK HAVE EVALUATED THE RISKS AND REWARDS ASSOCIATED WITH THIS PROJECT, INCLUDING RK'S FEE RELATIVE TO THE RISKS ASSUMED, AND AGREE TO ALLOCATE CERTAIN OF THE RISKS SO, TO THE FULLEST EXTENT PERMITTED BY LAW, THE TOTAL AGGREGATE LIABILITY OF RK (AND ITS RELATED ENTITIES, EMPLOYEES, OWNERS, AGENTS, AND REPRESENTATIVES) TO CLIENT (AND THIRD PARTIES GRANTED RELIANCE ON RK'S WORK PRODUCT, OR OTHERWISE SEEKING RECOVERY UNDER THIS AGREEMENT) IS LIMITED TO THE GREATER OF $100,000 OR THE FEE PAID RK UNDER THIS AGREEMENT, FOR ANY AND ALL INJURIES, DAMAGES, CLAIMS, LOSSES, OR EXPENSES (INCLUDING ATTORNEY AND EXPERT FEES) ARISING OUT OF RK'S SERVICES OR THIS AGREEMENT REGARDLESS OF CAUSE(S) OR THE THEORY OF LIABILITY.**

16. **CONSEQUENTIAL DAMAGES.** Neither CLIENT nor RK will be liable to the other for any special, consequential, indirect, incidental or penal losses or damages of any kind, nor will CLIENT or RK be liable to the other for losses, damages, or claims, regardless of how defined, related to: lost profits; unavailability of property or facilities; shutdowns or service interruptions; loss of use, revenue, opportunity, or inventory; use charges, carrying costs, cost of substitute facilities, goods, or services; cost of capital, or claims of any other party and/or its customers.

17. **SUSPENSION OF SERVICES.** If CLIENT fails to make payments when due or otherwise is in breach of this Agreement, RK may suspend performance of services upon seven (7) calendar days' notice to CLIENT. RK shall have no liability whatsoever to CLIENT for any costs or damages as a result of such suspension. Upon payment in full by CLIENT, RK may resume services under this Agreement, and the time schedule and compensation shall be equitably adjusted to compensate for the period of suspension plus any other reasonable time and expense necessary for RK to resume performance. Payment of invoices shall not be subject to any discounts or set-offs by CLIENT unless agreed to in writing by RK. Payment to RK for services rendered and expenses incurred will be due and payable regardless of any subsequent suspension or termination of this Agreement by either party. CLIENT shall not make any changes to RK's banking and deposit information or payment instructions unless CLIENT

communicates the requested changes to RK orally and in writing and obtains written confirmation from an RK officer that the requested changes are legitimate and authorized by RK. If CLIENT makes a payment to a third party instead of to RK based on an unauthorized request to CLIENT for a change to RK's banking and deposit information or payment instructions and without obtaining written confirmation of the change from RK, CLIENT will remain liable to RK for payment of the amount of the unauthorized payment.

18. **WAIVER OF SUBROGATION.** To the extent damages are covered by property insurance, or any other available insurance coverage, CLIENT and RK waive all rights against each other and against the contractors, consultants, agents and employees of the other for damages. CLIENT agrees that CLIENT shall procure or cause to be procured builder's risk insurance or other property insurance for its project. RK and CLIENT waive all rights against each other and any of their consultants, contractors, subcontractors, sub-subcontractors, agents, and employees, for damages caused by fire, flood, or other causes of loss to the extent covered by CLIENT's or CLIENT's Contractor's builder's risk insurance, or other available insurance coverage. The policies shall provide waivers of subrogation by endorsement or otherwise. CLIENT shall require of its contractors, consultants, agents and employees similar waivers in favor of RK and its subconsultants. A waiver of subrogation shall be effective as to a person or entity even though that person or entity would otherwise have a duty of indemnification, contractual or otherwise, did not pay the insurance premium directly or indirectly, and whether or not the person or entity had an insurable interest in the property damaged.

19. **OWNERSHIP OF DOCUMENTS.** RK's reports, drawings, plans, specifications, and other documents and deliverables are instruments of professional service ("Instruments of Service") developed by RK in contemplation of a wide array of project-specific variables, including how the documents will be used and by whom. RK shall be the author, owner and custodian of the Instruments of Service, and shall retain all common law, statutory, and other reserved rights, including copyright. By execution of this Agreement, RK grants to CLIENT a limited, nonexclusive license to use the Instruments of Service for purposes of constructing, using, and maintaining the project for which the services are performed, provided CLIENT substantially performs its obligations, including prompt payment of all sums when due, under this agreement.

    Upon completion of the services, and payment in full of all monies due RK, CLIENT may retain copies of all such documents. **THE INSTRUMENTS OF SERVICE ARE NOT INTENDED NOR REPRESENTED TO BE SUITABLE FOR REUSE ON EXTENSIONS, MODIFICATIONS, OR ADAPTATIONS OF THE PROJECT, OR ANY OTHER PROJECT. ANY REUSE OF SUCH DOCUMENTS, WITHOUT WRITTEN VERIFICATION OR ADAPTATION BY RK FOR THE SPECIFIC PURPOSE INTENDED, WILL BE AT CLIENT'S SOLE RISK WITHOUT LIABILITY OR LEGAL EXPOSURE TO RK. CLIENT AGREES, TO THE FULLEST EXTENT PERMITTED BY LAW, TO INDEMNIFY, DEFEND, AND HOLD HARMLESS RK, ITS OFFICERS, DIRECTORS, EMPLOYEES, AND CONSULTANTS AGAINST ALL CLAIMS, DAMAGES, LOSSES, AND EXPENSES (INCLUDING REASONABLE ATTORNEYS' FEES, DEFENSE COSTS, AND COURT COSTS) ARISING FROM, OR ALLEGEDLY ARISING FROM, OR IN ANY WAY CONNECTED WITH, THE UNAUTHORIZED REUSE OR MODIFICATION OF THE DOCUMENTS BY CLIENT OR ANY PERSON OR ENTITY THAT ACQUIRES OR OBTAINS THE DOCUMENTS FROM OR THROUGH CLIENT WITHOUT THE WRITTEN AUTHORIZATION OF RK REGARDLESS OF WHETHER SUCH CLAIMS, DEMANDS, OR ACTIONS ARE FOUNDED IN WHOLE OR IN PART UPON ALLEGED NEGLIGENCE OF RK, ITS OFFICERS, DIRECTORS, EMPLOYEES, OR CONSULTANTS.**

    Parties other than CLIENT and RK may apply to use an instrument, using a form prepared by RK for that purpose. Others' use of an instrument shall be permitted only when CLIENT and RK both so agree; either shall have the right to forbid use by others. In addition, RK shall make its permission contingent upon the satisfaction of certain conditions when, in RK's professional judgment, such a contingency is necessary.

20. **DISPUTE RESOLUTION/LITIGATION.** All claims, disputes, and other controversies between RK and CLIENT arising out of, or in any way related to, the services provided by RK shall be submitted to mediation, before and as a condition precedent to, other remedies provided by law. Any litigation related to the Agreement or RK's performance of its professional services shall be commenced in a court in Bexar County, Texas. CLIENT consents to personal jurisdiction in the State of Texas and agrees that venue of any litigation shall be in Bexar County, the county where RK's principal place of business is located. CLIENT waives any objection to personal jurisdiction in Texas or to venue in Bexar County. The prevailing party in such litigation will be entitled to recover all court costs, attorneys' fees, and other legally recoverable claim-related expenses. As a condition precedent to mediation and / or litigation related to any claim arising out of the services provided under this Agreement, CLIENT shall obtain a written affidavit from a registered, independent, and reputable professional engineer describing any error, omission or other act by RK that allegedly failed to comply with the professional standard of care applicable to RK's performance of services and provide such affidavit to RK. The affidavit shall comply with the requirements of Texas Civil Practice & Remedies Code Chapter 150.

21. **TERMINATION OF CONTRACT.** CLIENT and RK may terminate RK's services at any time upon ten (10) calendar days' written notice. In the event of termination, CLIENT agrees to fully compensate RK for services performed including reimbursable expenses through the termination date, as well as reasonable demobilization expenses. RK will terminate its services without waiving any claims against or incurring any liability to CLIENT.

22. **STATUTE OF LIMITATIONS.** Any applicable statute of limitations will commence to run and any cause of action shall be deemed to have accrued not later than the earlier of the following: (1) the date of the report issued by RK giving rise to the cause of action; (2) the date on which RK issues its last report under this Agreement; or (3) if RK is retained to perform construction observation, the date of substantial completion of the project.

23. **FORCE MAJEURE.** Neither party shall be liable in damages or have the right to terminate this Agreement for any delay or default in performing hereunder if such delay or default is caused by conditions beyond its control ("Force Majeure") including, but not limited to Acts of God, Government restrictions (including the denial or cancellation of any export or other necessary license), wars, insurrections and/or any other cause beyond the reasonable control of the party whose performance is affected. Force Majeure may not be claimed as a cause for delay in payment of money due and payable hereunder.

24. **NO ASSIGNMENT.** Neither RK nor CLIENT shall assign or transfer its interest in this Agreement without the express written consent of the other.

25. **SEVERABILITY.** Each provision of this Agreement is intended to be severable. If any terms or provisions of this agreement shall be held to be invalid, illegal, or unenforceable for any reason whatsoever, the validity, legality, and enforceability of the remaining provisions hereof shall remain in full force and effect and shall not in any way be affected or impaired thereby. Moreover, to the maximum extent allowed by law, the Parties hereto stipulate that any offending provisions will be modified or altered, as necessary, so as to give such provisions the maximum permissible effect and application intended.

26. **ENTIRE AGREEMENT.** This Agreement, and all of its attachments, constitutes the entire, integrated Agreement between the Parties to it, and this Agreement supersedes all other Agreements, oral or written between the Parties, concerning the subject set forth in this Agreement. This Agreement may not be amended except in writing, with that amendment being signed by both Parties.

RABA KISTNER CONSTRUCTION MATERIALS ENGINEERING AND TESTING CONTRACT

DRAC RENOVATION

City Council

City of Taylor

November 14th , 2024

© 2014 HDR, Inc., all rights reserved.

SUMMARY

- The DRAC pool renovation is a showcase project for the city and the construction materials will need to be tested to ensure a quality project is delivered.
- Raba Kistner will provide Construction Materials Engineering and Testing to confirm materials used in construction are up to the specifications.
- Proposal amount: $109,188.20 from 2022 Certificate of Obligation Funds.

SCOPE OF TESTING

- Soils laboratory testing, in-place field nuclear density testing
- Reinforcing steel observations
- Concrete (and masonry) compressive strength specimen sampling, testing, and reporting
- Shotcrete testing and observations (Includes Alkali–Silica Reaction Testing)
- Drilled pier observations,
- Structural steel observations,
- Asphalt aggregate sampling and observation, and
- Wood framing

TIMELINE

- Construction Material Testing and Inspections are performed as they are requested by the contractor.
- Testing and Observations mirror construction schedule.

City Council Meeting November 14, 2024 Transmittal Letter

STRATEGIC PILLAR
Quality of Life

Agenda Item Number: 8.

Agenda Title: **Consideration to amend Task Order 55 with HDR to add scope and fee to accompany the Doris Roznovak Aquatic Center Renovation.**

Council Action to be Taken: Approval of Amendment 1 of Task Order 55 from HDR and allowing the City Manager to execute all necessary documents.

Department Submitted: Parks and Recreation

Staff Contact: Tyler Bybee, P&R Director

1. PURPOSE / DESCRIPTION

The purpose of this item is to possibly amend the Task Order 55 HDR construction phase services to accompany the Doris Roznovak Aquatic Center (DRAC) Renovation project.

2. STAFF ANALYSIS / BACKGROUND / PRIOR COUNCIL ACTIONS

The DRAC Renovation construction bid documents were prepared and advertised. Bids were opened on October 23rd, 2024.
HDR has a Task Order 55 for Owner's Representation services to get the DRAC Renovation project to the bid phase, provide 3D Rendering, and Engineering Design Reviews. Following the approval of the construction award, construction phase services will be added to the Task Order to get the project from the start of construction through final CO.

The amendment totals $67,925.38 and includes services for construction administration, construction engineering and inspection, and construction observation. Construction observation and inspection will be on a part-time basis to monitor critical construction activities.

Council approved Design Task Order on January 11th, 2024.
Council voted to approve Option A as presented, the addition of a lap lane on May 23rd, 2024.

3. PROS and CONS

PROS	CONS
• Extends project management of the pool project through the end of construction. • Facilitates communication between the City, Contractor, Materials Inspectors, and Engineer of Record. • Monitors construction progress and reduces construction errors.	• No foreseeable cons.

4. RECOMMENDATION

Recommend approval of Amendment 1 to Task Order 55 and allow the City Manager to execute all necessary documents.

5. FUNDING SOURCE

Funded through 2024 Certificate of Obligation Funds.

6. TIMELINE

Construction Engineering & Inspection schedule would follow the general schedule of the DRAC Renovation Construction Project. Construction Administration and observations would occur as construction progresses through the schedule.

7. OTHER OPTIONS

Reject Task Order Amendment.

8. ATTACHMENTS

1. Slides DRAC Reno HDR TO Amendment 1
2. TO 55 AMENDMENT 01
3. Fully Executed Task Order 55 Design Team Bidding

HDR TO 55 AMENDMENT 01

CONSTRUCTION ADMINISTRATION AND OBSERVATION

DRAC RENOVATION

City Council

City of Taylor

November 14th , 2024

© 2014 HDR, Inc., all rights reserved.

SUMMARY

- HDR currently has Task Order 55 to provide Owner's Representative Services, 3D Renderings, and Engineering Design Review.
- Amendment 01 would add scope and fee to include Project Management through construction schedule. Includes Construction Administration and Observation.
- Amendment amount: $67,925.38 from 2022 Certificate of Obligation Funds.

SCOPE OF AMENDMENT

- Construction Administration
  - Pre-Con Services
  - Construction progress meetings
  - Review and recommendations for substantial and final completions
  - Project closeout
  - Review and recommendation of contractor's monthly payment requests
- Construction Engineering and Inspection (CE&I)
  - On-site periodic construction inspection and observation
  - Interpret construction documents
  - Review product data and samples
  - Notify City and contractor when work is not in conformance

TIMELINE

- Construction Administration services are performed as they are requested by the contractor.
- Construction Observations mirror construction schedule.



AMENDMENT 1
FOR CE&I SERVICES

WHEREAS:

HDR ENGINEERING, INC. ("HDR") entered into an Agreement on April 18, 2018 to perform engineering services for The City of Taylor, TX ("OWNER");

The Task Order No. 55 (Task Order) was executed on February 22nd, 2024 to perform owner representative services, 3D renderings, and engineering design review for the design portion of the Doris Roznovak Aquatic Center (DRAC) Renovation Project located in Murphy Park.

The OWNER desires to amend this Task Order in order for HDR to increase the Engineer's Fee, add additional scope, and extend the Periods of Service from previously contemplated; and

WHEREAS, the Owner and the Engineer executed Agreement date effective 4/18/2018. NOW,

THEREFORE, HDR and the OWNER do hereby agree:

The Agreement and the terms and conditions therein shall remain unchanged other than those sections and exhibits listed below for Task Order No. 55;

Part 2.0 Scope of Services

Additional scope of services will be added to the project, presented in Attachment "B" Additional Scope of Services.

Part 4.0 Periods of Service

The Period of Service extends to September 2024 from what was originally proposed by HDR to be September 2025.

Part 5.0 Engineer's Fee

Compensation will be on a time and materials basis and will increase the contracted amount by **$67,925.38,** to a not-to-exceed (NTE) of **$123,575.38**. HDR will bill the OWNER monthly for the labor hours and authorized expenses extended on the project in accordance with the Fee Schedule presented in Attachment "A" Construction Engineering & Inspection Fee Schedule.

IN WITNESS WHEREOF, the parties hereto have executed this Amendment as of the day and year written below:

HDR ENGINEERING, INC. ("HDR")	CITY OF TAYLOR ("OWNER")
By: Digitally signed by Word, Justin Date: 2024.11.06 16:30:20-06'00'	By:_____
Justin Word, P.E.	Brian LaBorde
Title: Vice President	Title: City Manager
Date: 11/06/2024	Date:_____

Attachment "A": City of Taylor DRAC Pool Renovation

Construction Engineering & Inspection Fee Schedule

Fee estimate is based on providing the services of the personnel shown below at the hours indicated.
Fee estimate is based on construction deadlines from the bid documents. Schedule of 250 day duration, and additional 1 month for final close-out.

			Month 1	Month 2	Month 3	Month 4	Month 5	Month 6	Month 7	Month 8	Month 9	Month 10	Month 11			
			Nov-24	Dec-24	Jan-25	Feb-25	Mar-25	Apr-25	May-25	Jun-25	Jul-25	Aug-25	Sep-25			
JOB CLASSIFICATION	RATE 2024	RATE 2025	Hrs/Month	Hrs/Month	Hrs/Month	Hrs/Month	Hrs/Month	Hrs/Month	Hrs/Month	Hrs/Month	Hrs/Month	Hrs/Month	Hrs/Month	Total Hours Worked 2024	Total Hours Worked 2025	Labor Costs
Project Principal	$ 280.00	$ 294.00	1	2	2	2	2	2	2	2	1	1	1	3	15	$ 5,250.00
Project Manager	$ 180.00	$ 189.00	4	16	16	16	16	16	16	16	16	12	4	20	128	$ 27,792.00
Inspector II/III	$ 140.00	$ 147.00	5	20	20	20	20	20	20	10	10	10	0	25	130	$ 22,610.00
Records Keeper	$ 140.00	$ 147.00	2	8	8	8	6	4	4	4	4	2	2	10	42	$ 7,574.00
Admin	$ 100.00	$ 105.00		1	2	2	2	2	2	2	2	1	1	1	16	$ 1,780.00
Quality Auditor	$ 150.00	$ 157.50		1	1	1	1	1	1	1	1	1	0	1	8	$ 1,410.00
															Total	**$ 66,416.00**

Other Direct Expenses																
Vehicle		$ 1,500.00		$ 187.50	$ 187.50	$ 187.50	$ 187.50	$ 187.50	$ 187.50	$ 93.75	$ 93.75	$ 93.75	$ -			$ 1,406.25
Cell Phone		$ 65.00		$ 8.13	$ 8.13	$ 8.13	$ 8.13	$ 8.13	$ 8.13	$ 4.06	$ 4.06	$ 4.06	$ -			$ 60.94
Laptop Computer		$ 45.00		$ 5.63	$ 5.63	$ 5.63	$ 5.63	$ 5.63	$ 5.63	$ 2.81	$ 2.81	$ 2.81	$ -			$ 42.19
															Total	**$ 1,509.38**

Additional Request	$ 67,925.38
Original Contract Budget	$ 55,650.00
Total Projected Budget	$ 123,575.38

HDR PROJECT No. 10396553
November 06, 2024

Attachment "B":

Additional Scope of Services – Construction Engineering & Inspection (CE&I)

PART 1.0 PROJECT DESCRIPTION:

The project consists of renovation of the Doris Roznovak Aquatic Center located within Murphy Park. The existing pools will be demolished and replaced with a single combined pool. Existing building will remain and undergo a renovation. General site improvements will be made.

PART 2.0 ADDITIONAL SCOPE OF SERVICES TO BE PERFORMED BY ENGINEER ON THE PROJECT:

The additional scope of services for the Doris Roznovak Aquatic Center Renovation-Owner's Representative will consist of construction administration, construction inspection and documentation, and construction engineering for the renovation of the Doris Roznovak Aquatic Center mentioned in Part 1.0 "Project Description". Materials testing and inspection of drilled shafts and steel reinforcements will be provided by independent testing lab (Raba Kistner) that Engineer shall coordinate for testing frequency and quality acceptance.

The design for this project was previously completed by C.T. Brannon Corp. This Task Order Amendment does not include engineering design.

ENGINEEER's inspection and monitoring portions of the work performed under construction contracts shall not relieve construction contractor(s) from responsibility for performing work in accordance with applicable contract documents. ENGINEER shall not control or have charge of, and shall not be responsible for, construction means, methods, techniques, sequences, procedures of construction, health, or safety programs or precautions connected with the work and shall not manage, supervise, control or have charge of construction. ENGINEER shall not be responsible for the acts, errors, or omissions of construction contractor(s) or other parties on the project. The City agrees to contractually require its construction contractor(s) to include ENGINEER and ENGINEER's Subcontractors as an additional insured on the construction contractor(s') general liability insurance and include a waiver of subrogation endorsement under contractor's workers' compensation and employer's liability policy for the benefit of ENGINEER.

The ENGINEER shall coordinate tasks and assignments with the City's Project Manager. The City's Project Manager for this contract will be assigned by the City of Taylor prior to the Notice to Proceed.

Deliverable(s) under this contract will be provided to the City by the ENGINEER in electronic (native files).

1. **Construction Administration**
   Administer the project by:
   A. Providing pre-construction engineering services to include:
      1. Review of contractor pre-construction submittals for compliance to contract documents.
      2. Review of proposed construction plan including project schedules.
      3. Review of contractor's submittals; materials testing methods and results.

4. Interpret plans and specifications and coordinate the response to Contractor's Requests for Information (RFI) with the Engineer of Record (EOR).
5. Participate in a pre-construction conference.

B. Conducting construction progress meetings; Prepare technical information for change orders as required, including reviewing pricing and quantities in change order and negotiation of change order requests as required to obtain change order pricing acceptable to the City.
C. Reviewing and provide recommendations to City on requests for substantial and final completions, and prepare associated reports.
D. Performing document project closeout.
E. Reviewing and recommending for payment Contractor's monthly payment requests.

2. Construction, Engineering and Inspection (CE&I)

A. Provide CE&I services during construction to include:
1. Provide on-site periodic construction inspection during the construction process in order to monitor the progress and quality of the work completed by the Contractor. This will include maintaining a photographic record of the construction progress.
2. Coordinate the review/processing of Contractor's submittals.
3. Prepare daily work reports.
4. Collect and provide field information to the EOR, as needed, to assist with the response to RFIs from the Contractor.
5. Review of contractor approach to and compliance with environmental conservation measures.
6. Verify Contractors compliance with the Pollution Prevention Plan for the project including filing any required notices, and inspection and maintenance of any temporary storm water controls.
7. Verify compliance with contract documents with regards to Traffic Control.
8. Interpret construction documents.
9. Review proposed product data and samples.
10. Notify the City and the Contractor when work is not in conformance with the contract documents.
11. Measure and document quantities of material delivered to the site and incorporated into the work.

3. Key Assumptions

A. CE&I inspection services will not be performed on a full-time basis. CE&I inspection is limited to 2 hours a day during the days contractor is working on activities.
B. Review of the Contractor's submittals, such as Shop Drawings, Product Data and samples, is only for conformance with the design concept of the project and compliance with the information given in the Contract Document. Such reviews shall not extend to means, methods, techniques, sequences, or procedures of construction or to safety precautions and programs incident thereto. The review of a specific item shall not indicate review of an assembly of which the item is a component.
C. Questions or requests for information shall be submitted in written form as RFIs. The ENGINEEER will respond to each RFI in writing.
D. Work schedule for the ENGINEER's CE&I Inspector is based on a standard work week (Monday through Friday).
E. The CE&I Inspector shall not:
1. Undertake any of the responsibilities of Contractor, Subcontractors, or Suppliers, or any Constructor.

2. Advise on, issue directions relative to, or assume control over any aspect of the means, methods, techniques, sequences or procedures of the Work, by Contractor or any other Constructor.
3. Advise on, issue directions regarding, or assume control over security of safety practices, precautions, and programs in connection with the activities or operations of the City or Contractor.

TASK ORDER

This Task Order pertains to an Agreement by and between The City of Taylor, TX. ("CITY"), and HDR Engineering, Inc. ("OWNER'S REPRESENTATIVE"), dated February 2, 2024, ("the Agreement"). OWNER'S REPRESENTATIVE shall perform services on the project described below as provided herein and in the Agreement.

Other parties mentioned in, but not party to, this document are the following:

- Design Team: Refers to the Architect & Engineer of Record. Contracted directly with the CITY for design , bidding, permitting and construction administration services.

This Task Order shall not be binding until both parties have properly signed it. Upon execution, this Task Order shall supplement the Agreement as it pertains to the project described below.

TASK ORDER NUMBER: ~~52~~ 55 JW x BL

PROJECT NAME: Doris Roznovak Aquatic Center Renovation–Owner's Representative

PART 1.0 PROJECT OVERVIEW:

1.1 Description:

The City of Taylor intends to renovate the Doris Roznovak Aquatic Center located within the Murphy Park. This requires OWNER'S REPRESENTATIVE to manage the Design Team, during the design, permitting and bidding phases. OWNER'S REPRESENTATIVE is also expected to manage input/observations from various designated citizen representatives during the design process, as needed.

PART 2.0 SCOPE OF SERVICES TO BE PERFORMED BY OWNER'S REPRESENTATIVE ON THE PROJECT:

2.1 Scope of Services Overview

The scope of services for this project will consist of oversight and management of the project planning, design, permitting and bidding of the project described in Part 1.0.

Below is a list of general tasks identified in support of this project:

a. Project Management
b. 3D Renderings
c. Design Review

2.2 Scope of Services

2.2.1 Project Management

a. The OWNER'S REPRESENTATIVE Project Manager will provide overall project management, meeting minutes, cost status reporting and schedule coordination.
b. The OWNER'S REPRESENTATIVE Project Manager will be the liaison to the CITY regarding meetings, schedule adherence, quality management and project staffing.
c. Kick Off meeting: OWNER'S REPRESENTATIVE will conduct a kick-off meeting with the project team and CITY staff to discuss the process and procedures for the project.
d. Management of communication with Design Team and City.
e. Subconsultant Management – Assist the CITY in procuring services for the following:

    1. Topographic Survey
    2. Geotechnical Services (sampling and engineering report)
    3. Materials Testing
    4. Contractor (design/bid/build)
    5. Accessibility Specialist (RAS)

f. Meetings

    1. List:
        i. Project Kick Off Meeting - In person.
        ii. Bi-weekly Project Meetings - Virtual
        iii. Conceptual Phase Meetings, Two, In person/Virtual
        iv. Milestone Review Meetings with Design Team and CONTRACTOR, Four, Virtual ,
        v. City Council, Two Meetings

    2. Means/Methods:
        i. Meetings will be coordinated to ensure provide effective interaction/input.
        ii. In-person meetings will be beneficial, especially at the start of the project, to establish optimal team member relationships.
        iii. Where possible, meetings will have a virtual link to facilitate attendee availability.
        iv. HDR will provide agenda and minutes – agenda should be published when the meeting is scheduled.

2.2.2 3D Renderings

a. HDR will assist the DESIGN TEAM with the creation of 3D renderings to be used for project communications to council & public.
b. HDR will coordinate with the CITY and DESIGN TEAM to review the 3D Renderings and assisting in revisions- One Rendering at Conceptual Phase. One draft rendering & one revised final rendering.

2.2.3 Design Reviews

a. Review Design Teams drawings and specifications
b. Design Reviews will occur at major milestones.

    1. Conceptual Design or 30%
    2. Schematic Design or 60%
    3. Design Development or 90%
    4. Construction Documents or 100%
    5. Permitting Phase
    6. Bidding Phase

c. Disciplines anticipated to review:

    1. Architecture
    2. Landscape Architecture
    3. Civil
    4. Electrical
    5. Mechanical/Plumbing
    6. Structural

d. Plan Review:

    1. Plan Review of the permit submittal will be performed by OWNER'S REPRESENTATIVE to determine if the permit application conforms to the City's Code of Ordinances and the governing codes.
    2. OWNER'S REPRESENTATIVE will have five (5) business days to perform the plan review and deliver written notice of the findings of the review to the CITY.
    3. The written notice of the findings will indicate if the permit application is accepted or rejected. If rejected it will be accompanied with a list of items that do not conform.

4. If the permit application is accepted, a OWNER'S REPRESENTATIVE shall communicate to the OWNER/CITY a recommendation for a permit to be issued.
5. If the permit application is not accepted, CONTRACTOR will provide revised documents. Upon receipt, OWNER'S REPRESENTATIVE will have five (5) business days to review the resubmission that responds to the list of items that do not conform.
6. This iteration will continue until the permit application is accepted and a permit is issued.
7. Appeals: OWNER'S REPRESENTATIVE will coordinate with the CITY of Taylor to review appeals.

e. Variances & Waivers: OWNER'S REPRESENTATIVE will review and approve alternative methods of construction (AMOC). Where OWNER'S REPRESENTATIVE does not support the AMOC, the issue will be reviewed via the established appeals process.

2.3 Key Understandings

a. OWNER'S REPRESENTATIVE accepts no design responsibility, construction liability, or safety related issues with regards to this project as a result of the plans review.
b. Calculations will be reviewed for general compliance with design parameters per the applicable codes. The Designer of Record shall be responsible for the accuracy of the calculations, construction liability, and life safety as it pertains to the project.
c. OWNER'S REPRESENTATIVE's construction observations or monitoring portions of the work performed shall not relieve CONTRACTOR or its construction contractor(s) from responsibility for performing work in accordance with applicable contract documents and applicable building and life safety codes. OWNER'S REPRESENTATIVE shall not control or have charge of, and shall not be responsible for, construction means, methods, techniques, sequences, procedures of construction, health or safety programs or precautions connected with the work and shall not manage, supervise, control or have charge of construction. OWNER'S REPRESENTATIVE shall not be responsible for the acts, errors, or omissions of construction contractor(s) or other parties on the project.

PART 3.0 OWNER'S RESPONSIBILITIES:

The CITY will furnish or assist the OWNER'S REPRESENTATIVE per the following:

1. Designation of authorized CITY representatives for coordination of the project with the OWNER'S REPRESENTATIVE.

2. Additional items or services as defined in subsequent work authorizations necessary to complete this contract.

PART 4.0 PERIODS OF SERVICE:

The professional services and associated fee outlined in this Task Order are based on a design and bidding of eight (8) calendar months from the date of Notice to Proceed.

Overall project schedule is assumed to begin in January 2024 and conclude in September 2024. The following are timeline assumptions:

1. Project Kick-off through Bidding Phase: January 2024 – September 2024

PART 5.0 PAYMENTS TO OWNER'S REPRESENTATIVE:

OWNER'S REPRESENTATIVE will submit monthly progress invoices with status reports for all work completed for the period of service listed in the invoice.

OWNER'S REPRESENTATIVE will perform the work to complete scoped tasks at the rates attached;

Project Management	**$24,320.00**
3D Renderings	**$9,480.00**
Design Reviews	**$19,050.00**
Expenses	**$2,800.00**

hereto with an hourly not-to-exceed (NTE) of **$55,650.00** with labor rates shown in Attachment "A" Rate Schedule.

This Task Order is executed this 22 day of Feb, 2024.

CITY OF TAYLOR	HDR ENGINEERING, INC.
"OWNER"	"OWNER'S REPRESENTATIVE"
BY:	BY:
NAME: Brian LaBorde	NAME: Justin Word, P.E
TITLE: City Manager	TITLE: Vice President
ADDRESS: 400 Porter Street Taylor, Texas 76574	ADDRESS: 710 Hester's Crossing Road Suite 150 Round Rock, Texas 78681
	TBPE Firm Registration F-754

Attachment A – Rate Schedule
(Valid through 2024)

Category	Rate
Parks Project Manager	**$170**
Accountant	**$145**
Administrative	**$95**
Senior Architect	**$310**
Engineer	**$205**

City Council Meeting
November 14, 2024
Transmittal Letter

STRATEGIC PILLAR
Economic Vitality

Agenda Item Number: 9.

Agenda Title: **Consider awarding the Request for Qualifications (RFQ) for a Permit Process Audit to Berry Dunn and authorize the City Manager to negotiate a contract.**

Council Action to be Taken: Award a contract for Permit Auditing Services with a not-to-exceed amount of $100,000 and authorize the City Manager to execute

Department Submitted: Development Services

Staff Contact: Scott Dunlop, Director

1. PURPOSE / DESCRIPTION

The purpose of this item is to consider awarding a contract for the city's Permit Process Audit RFQ to Berry Dunn for a not-to-exceed amount of $100,000 and to authorize the City Manager to negotiate and execute the contract.

2. STAFF ANALYSIS / BACKGROUND / PRIOR COUNCIL ACTIONS

As part of the city's core values of Customer Focus, Innovation, and Excellence, the city has undertaken this Permit Process Audit to ensure our processes, documents, and communications are as clear, concise, and effective as possible so residents and developers who engage with Development Services and the permit process can have the highest levels of customer service.

The RFQ was released on July 29th, 2024 with a deadline for submissions of September 16, 2024. We had 11 responses to the RFQ and selected 3 for in-person interviews. Interviews were conducted on October 7th and 8th and after the interviews, 2 candidates were left with Berry Dunn being recommended as the most capable consultant for the scope of work.

The scope of work includes:

1. Evaluating the existing building permitting process, including:

- Conduct interviews with stakeholders both within and outside the city organization for feedback on what is working well and what is not;

- Evaluate the City's existing permitting process, including application submittal, application case management, review process, internal and external communications, timelines, and customer service and documenting what is working well and what needs improvement;
- Review the City's current permit processing software and provide recommendations for improvement both with the existing software or by implementing a new permitting software;
- Review the City's permit processing staffing levels and make recommendations;
- Compare the City of Taylor's process to best practices from other communities to identify opportunities for improvement.

2. Issue identification - identify and document issues to be addressed to improve the current process across all entities involved in the permitting process
3. Implementation - develop prioritized implementation actions including potential costs and timelines to address each of the identified issues.

The 11 consultants who responded to the RFQ were:

1. Abacoll Solutions
2. Aoka
3. Baker Tilly - selected for interview
4. Berry Dunn - selected for interview
5. Dillon Morgan
6. Front Line
7. Matrix
8. MGT
9. Moss Adams - selected for interview
10. MRB
11. ReEngine Consulting

Staff is recommending Berry Dunn as the most capable consultant for the city's scope of work because they have a depth of experience in past permit review projects with large and small cities in Texas, their stakeholder engagement includes both interactive virtual options and in-person interviews, they are within budget, and their references spoke positively of their past performance, community and city council engagement, and deliverables. To complete the scope of work (Phases 0-2) Berry Dunn has provided a fee of $68,860. The optional support implementing the recommended actions (Phase 3) would be $22,000. Costs are subject to final contract negotiations.

3. PROS and CONS	
PROS	CONS

• Experienced firm with extensive background completing city's scope of work • Deliverable includes recommendations for improvement and implementation action plan • Implementation actions will improve overall customer service by reducing confusion and delays in the permitting process that can lead to lower costs, faster turnarounds, and higher staff efficiencies. • Optional Phase 3 would provide implementation support	•

4. RECOMMENDATION

Staff recommendation is to award a contract to Berry Dunn in an amount not-to-exceed $100,000 and authorize the City Manager to execute

5. FUNDING SOURCE

General Fund

6. TIMELINE

After contract execution, Phases 0-2 is anticipated to take 5.5 months.

7. OTHER OPTIONS

- Consider awarding the Permit Process Audit contract to an alternate firm
- Decline to award any contracts - may either direct staff to rebid or decline to move forward entirely

8. ATTACHMENTS

1. Presentation
2. RFQ Permit Audit Process
3. BerryDunn_Proposal_Permit Process Audit

BerryDunn

Permit Process Audit

November 14, 2024

BerryDunn

50 YEARS

Founded in 1974

69 principals

37 years serving the public sector

875+ employees

Inspiring Organizations to Transform and Innovate

BerryDunn has an in-depth understanding of the operations, business processes, and systems required to provide services to the public, partnering agencies, and internal stakeholders.

This understanding was gained through our work with **more than 625 state, local, and quasi-governmental clients across the country,** as well as through our team members' prior work in various roles across state and local government.

Community Development and Utility Operations

Parks, Recreation, Libraries

Enterprise Digital Transformation

Enterprise Organizational Development

Technology Management

Health and Community Services

Justice and Public Safety

Project Team

Kevin Price
Project Principal
MPP, PMP®, Prosci®

Khara Dodds
Project Manager
AICP, MCRP

Andrea Brinkley
Lead Business Analyst
MPA, PMP®

Alison Tobey
Business Analyst
MA, LSSGB

Joe Bergeon
Business Analyst

Erin Provazek
Technical Analyst
MBA, Prosci® CCP, CGCIO, ITIL, COBIT 2019, PMP®

Project Approach

Project Initiation

D1. Project Schedule and Work Plan

D2. Biweekly Project Status Updates

Current Environment Assessment

D3. Fact-Finding Meetings

D4. As-is Process Diagramming

D5. Current Environment Assessment Report

Recommendations for Improvement and Implementation Action Plan

D6. Recommendations for Improvement and Implementation Action Plan

D7. Recommendations for Improvement Presentation

Optional, Process Improvement Implementation Services

D8. Recommendation Implementation Support

Commitment to the State and Region

Three Texas-based team members with public-sector experience in the State.

95 projects completed for 52 Texas-based clients in the past 10 years.

Similar project recently completed for the City of Leander, Development Process Review.

- City of Allen
- City of Amarillo
- City of Arlington
- City of Austin
- City of Benbrook
- City of Burleson
- City of Carrollton
- City of Cedar Hill
- City of Cedar Park
- City of College Station
- City of Dallas
- City of Denton
- City of DeSoto
- City of Duncanville
- City of Ennis
- City of Farmers Branch
- City of Fate
- City of Fort Worth
- City of Frisco
- City of Galveston
- City of Garland
- City of Georgetown
- City of Grand Prairie
- City of Irving
- City of Katy
- City of Leander
- City of Mansfield
- City of McKinney
- City of Mesquite
- City of Midland
- City of New Braunfels
- City of Pearland
- City of Pflugerville
- City of Plano
- City of Port Arthur
- City of Richardson
- City of Rowlett
- City of Sugar Land
- City of University Park
- City of Weatherford
- City of West University Place
- City of Wichita Falls
- Denton County Transit Authority
- Ellis County
- Galveston County
- North Texas Emergency Communications Center
- Round Rock Independent School District
- Texarkana Water Utilities
- Texas A&M University
- Travis County
- University of North Texas Health Science Center at Fort Worth
- Williamson County

CITY OF TAYLOR, TEXAS

REQUEST FOR QUALIFICATIONS

Consultant Services for

Permit Process Audit

Date Due: **Monday, September 16, 2024**

Time Due: **3:00 p.m.**

Envelopes/packages must be sealed and marked with the project title.

Respondents must submit one (1) original and five (5) complete bound copies of their response, as well as an electronic (PDF) copy saved to flash drive.

RFQ QUESTIONS:

Deadline to submit questions: Monday, August 19, 2024 @ 5:00 p.m.

All questions shall be submitted by email to Tom Yantis at:
tom.yantis@taylortx.gov

Tom Yantis, AICP
Assistant City Manager
City of Taylor
512-352-5990
Email: tom.yantis@taylortx.gov

SUBMIT QUALIFICATIONS PACKET TO:

Sabrina Schmidt
Purchasing Agent
City of Taylor
400 Porter Street
Taylor, Texas 76574

1.0 INTRODUCTION

The City of Taylor, Texas is seeking qualifications for a Consultant or Firm to assist with:

1. An Audit of the City's Building Permitting Process

The expectation is that the selected consultant/firm will have a solid track record of successfully completing permit process audits, preferably in Texas.

2.0 RESPONSE PREPARATION & SUBMISSION

2.1 PROPOSED TIMELINES

Monday, July 29, 2024	Release of Request for Qualifications
Monday, August 19, 2024	Deadline for Questions Submitted
Monday, August 26, 2024	Questions Answered
Monday, September 16, 2024	Deadline for Submission of Qualifications
Week of September 30, 2024	Interviews (tentative)
October 24, 2024	Presentation of finalist to City Council

*The City of Taylor reserves the right to modify this schedule at its discretion. Proper notification of changes will be made to all interested parties.

2.2 QUALIFICATIONS SUBMITTAL

Firms are invited to submit a response outlining their experience and qualifications in performing work directly related to the services required as detailed in this Request for Qualifications (RFQ) packet.

One (1) original and (5) complete bound copies of the response, as well as an electronic copy (PDF) saved to an external storage device, should be forwarded to and received by:

Sabrina Schmidt, Purchasing Agent
400 Porter Street
Taylor, Texas 76574

The response shall be clearly marked "Qualifications – Permit Process Audit", and received no later than 3**:00 PM, on Monday, September 16, 2024.**

Respondent shall put their firm name and address on the outside of the envelope. It is the respondent's responsibility to ensure responses are received prior to the stated deadline. The City of Taylor shall not be responsible for the proper identification and handling of any responses submitted incorrectly.

Responses may not be considered unless fully completed in the manner provided in the RFQ packet. Any response received after the deadline date and time stated will be returned to the submitting firm unopened after the contract has been awarded for the required services.

The City of Taylor reserves the right to postpone, accept, or reject any and all responses, in whole or in part, on such basis as the City deems to be in its interest to do so.

2.3 SUBMISSION REQUIREMENTS

All requested forms and attachments must be submitted with the response and in the required format. The submission and signing of a response shall indicate the intention of the firm to adhere to the provisions described in this RFQ.

2.4 COST OF PREPARING A RESPONSE

The RFQ does not commit the City of Taylor to paying any costs incurred by respondent in the submission or presentation of a response, or in making the necessary studies for the preparation thereof.

2.5 INTERPRETATIONS AND ADDENDA

All questions regarding this RFQ shall be directed to Tom Yantis, Assistant City Manager, via email, by the listed deadline. If necessary, interpretations or clarifications in response to such questions will be made by issuance of an addendum to all prospective respondents within a reasonable time prior to the response deadline, but in no case less than 72 hours before the response deadline. If an addendum is necessary after that time, City of Taylor, at its discretion, can extend the deadline. Any addenda issued, as a result of any change in the RFQ, must be acknowledged by submitting the "Acknowledgment of Addendum" with the response. Only questions answered by formal written addenda will be binding. Oral and other interpretations or clarifications will be without legal effect.

2.6 RESPONSE VALIDITY PERIOD

No response may be withdrawn for at least ninety (90) days after the scheduled response deadline.

2.7 PUBLIC RECORD

All material submitted by respondent shall become the property of the City of Taylor and is public record unless otherwise specified and authorized by law.

3.0 BACKGROUND AND OVERVIEW

Taylor, Texas is located in eastern Williamson County approximately 35 miles northeast of downtown Austin and is part of one of the fastest growing metropolitan areas in the nation. With a population of approximately 18,500, Taylor is experiencing significant residential and commercial development.

While Taylor is poised to experience increased growth as the metro area continues to expand, it maintains its own unique identity as a self-contained, all-American small town. The historic downtown is the heart of the community and Taylor's historic and newer neighborhoods have grown out from the downtown and remain connected by a traditional grid of neighborhood streets as well as greenways and trails that link the City's neighborhoods and parks.

The City boasts a municipal airport and industrial business parks that attract employers to the community and its participation in the Main Street Program helps to drive economic development into the historic core through historic preservation, adaptive reuse and infill development. The City was selected as the site for a new multi-billion dollar Samsung semiconductor manufacturing campus, phase one of which is actively under construction.

The City has completed over the past several years updates to its comprehensive plan, building codes, land development code and engineering criteria manuals. The purpose of this effort is to review the City's building permitting process to identity areas for improved customer service, shortened timeframes for permit issuance and other best practice opportunities.

4.0 SCOPE OF WORK

1. Evaluate the existing building permitting process, including:

   - Conduct interviews with stakeholders both within and outside of the city organization for feedback on what is working well and what is not.

- Evaluate the City's existing permitting process, including application submittal, application case management, review process, internal and external communications, timelines, and customer service and documenting what is working well and what needs improvement.
- Review the City's current permit processing software and provide recommendations for improvement both with the existing software or by implementing a new permitting software.
- Review the City's permit processing staffing levels and make recommendations.
- Compare the City of Taylor's process to best practices from other communities to identify opportunities for improvement.

2. Issue Identification. Identify and document issues to be addressed to improve the current process across all entities involved in the permitting process.

3. Implementation. Develop prioritized implementation actions including potential costs and timelines to address each of the identified issues.

5.0 RESPONDENT REQUIREMENTS

5.1 GENERAL

The opening of a solicitation shall not be construed as the City's acceptance of such as qualified and responsive.

5.2 FIRM QUALIFICATIONS

Respondents shall be firms, corporations, individuals or partnerships normally engaged in the audit of municipal building permitting processes and will preferably have experience completing those projects for municipalities in the State of Texas.

5.3 TEAM STAFFING AND EXPERIENCE REQUIREMENTS

Respondents shall present qualifications for the proposed project team. Qualifications shall include resumes and specific examples of similar projects completed in the past three (3) years by the members proposed to be on the project team.

5.3.1 Project Manager shall have completed similar projects within the past three (3) years;

5.3.2 Project Manager and all project team members may not be substituted or changed throughout the term of the agreement without the written approval of the City for the requested change;

5.3.3 Solicitation response shall include on flash drive a minimum of three (3) completed permit process audits that were completed by the Project Manager for other municipalities.

6.0 RESPONSE REQUIREMENTS

6.1 GENERAL

To achieve a uniform review process and obtain the maximum degree of comparability, the responses shall be organized in the manner specified below. Responses shall be as brief as possible to convey the information requested.

The respondent shall submit one (1) original signed paper copy and five (5) copies of its response, as well as an electronic (PDF) copy saved to USB drive.

6.2 TITLE PAGE

Include a title page with the title "[Firm Name] Qualifications for the City of Taylor Permit Process Audit". Include the firm's address, phone number, and contact person's name and email address.

6.3 COVER LETTER [Tab #1]

Briefly state your firm's understanding of the services to be performed and make a positive commitment to provide the services as specified. The person signing the letter must be a corporate officer or other individual who has the authority to bind the firm. The name, title and contact information of the individual(s) signing the letter shall be clearly shown.

6.4 TABLE OF CONTENTS [Tab #1]

Identify the response contents by tab and page number.

6.5 FIRM QUALIFICATIONS [Tab #2]

Respondent shall provide information on the firm's history and qualifications for completing municipal permit process audits, preferably in Texas. The firm should also highlight its unique qualifications relevant to the needs of the City of Taylor. List any professional awards or recognitions that the firm has received for similar projects.

Provide the name, address, telephone number and email address of a primary contact for at least three (3) municipalities that have utilized similar services from your organization, including the proposed Project Manager, within the last three (3) years. Include a brief overview of the work performed with, at a minimum, a short description of the services provided, and methodology used for the projects. Include the final deliverables for each project in PDF format on a flash drive.

6.6 PROJECT TEAM AND QUALIFICATIONS [Tab #3]

Include an organizational chart with name, title and role for each member of the project team. Clearly identify the project manager who shall be the City's primary point of contact. If the team includes members from multiple firms, please indicate the name of the firm for each team member in the organizational chart.

Include a brief resume including educational background, professional certifications and relevant project experience for each team member. More than one resume may be included on a page.

6.7 KNOWLEDGE OF THE CITY OF TAYLOR [Tab #4]

Describe your understanding of the City of Taylor, its unique issues and opportunities and how those issues and opportunities will be addressed by your approach to the project.

6.8 PROJECT APPROACH [Tab #5]

Describe the method and approach to be used for the project. Specifically describe the following:

- community/stakeholder engagement and notification strategies, tools and techniques
- meeting facilitation tools and techniques
- the process for producing the draft and final deliverables
- any unique techniques that your team has successfully utilized on similar projects
- any tasks that the City will be required to complete

6.9 PROJECT SCHEDULE [Tab #6]

Provide a detailed project timeline including the proposed number of community/stakeholder meetings, public presentation meetings and meetings with City staff.

7.0 RESPONSE CONTENT AND FORMAT

Required Components (defined above in section 6):

- Title Page
- Tab 1 – Cover Letter & Table of Contents
- Tab 2 – Firm Qualifications and References
- Tab 3 – Project Team and Qualifications

- Tab 4 – Knowledge of the City of Taylor
- Tab 5 - Project Approach
- Tab 6 - Project Schedule
- Conflict of Interest Questionnaire
- Flash Drive – Reference Project Deliverables, PDF of Response

8.0 EVALUATION AND AWARD CRITERIA

Each response will be evaluated for compliance with this RFQ and scored using the following weighted criteria.

• Firm experience and qualifications	15 Points
• Project team qualifications	25 Points
• Understanding of the City of Taylor	15 Points
• Proposed project approach and methodology	20 Points
• Project Schedule	10 Points
• Work samples and references	15 Points

The City reserves the right to modify, without notice, the evaluation structure and weighted criteria to accommodate any additional considerations to serve the best interest of the City.

9.0 SPECIAL CONDITIONS

Rejection of Responses: ***The City of Taylor reserves the right to accept or reject any or all responses and to waive any informality in responses. By submitting a response to this RFQ, you acknowledge that the response shall not be binding on the City of Taylor unless incorporated into a definitive agreement to be negotiated by the City of Taylor and respondent for the services contemplated in the response. In addition, by submitting a response you acknowledge that the City of Taylor reserves the right to cancel the project, reject all responses, negotiate with one or more respondents or otherwise take any other action it deems prudent with respect to the services contemplated herein.***

Your response may be mailed or hand delivered as follows:

City of Taylor
Attn: Sabrina Schmidt
Purchasing Agent
400 Porter Street
Taylor, Texas 76574

BerryDunn

BerryDunn Qualifications for the

City of Taylor

Permit Process Audit

BerryDunn
2211 Congress Street
Portland, ME 04102-1955
207.541.2200

Kevin Price, Project Principal
kprice@berrydunn.com

Khara Dodds, Project Manager
khara.dodds@berrydunn.com

Proposal Due Date:
September 16, 2024 | 3 p.m. CT

berrydunn.com

Tab 1. Cover Letter

September 16, 2024

City of Taylor
Attn: Sabrina Schmidt, Purchasing Agent
400 Porter Street
Taylor, Texas 76574

Dear Sabrina Schmidt:

On behalf of Berry, Dunn, McNeil & Parker, LLC (BerryDunn), thank you for the opportunity to submit this proposal in response to the City of Taylor's (the City's) request for qualifications (RFQ) for Consultant Services for a Permit Process Audit.

BerryDunn is a nationally recognized independent management and consulting firm founded in 1974 and headquartered in Portland, Maine. We have experienced sustained growth throughout our 50-year history by delivering a high level of service to clients in all 50 states—including dozens in the State of Texas (the State)—Puerto Rico, and Canada. In particular, our Consulting Services Team has been serving state, local, and quasi-governmental agencies for over 35 years, and we have more than 335 consultants with broad specialization across city, county, and state government. **Our team members bring extensive project experience conducting work for more than 650 state, local, and quasi-governmental agencies,** bringing valuable perspectives to every engagement. Our firm provides a full range of professional services that supports our ability to complete tasks outlined by the City.

We recognize that the City is located in a rapidly growing area approximately 35 miles northeast of downtown Austin and that the City is committed to continual advancement—as demonstrated by updates to its comprehensive plan, building codes, land development codes, and engineering criteria manuals. **In the spirit of progress and in the face of rapid development, the City has identified a need to assess its building permitting processes** to identify areas for improved service delivery, shortened time frames, and other best practices.

Proposing as the City's dedicated project partner, BerryDunn's **Community Development and Utility Operations Practice** focuses on improving processes, policies, and systems related to building, permitting, zoning, inspections, planning, code enforcement, land management, work order, and asset management functions. This practice is led by American Institute of Certified Planners (AICP)-certified planners with firsthand experience leading comparable planning and development services departments. We proudly tailor our projects to recognize the work our clients do every day. **We care about what we do, and we care about the people impacted by our work—including the City's internal and external stakeholders.**

As a principal in our Local Government Practice Group and leader of our Community Development and Utility Operations Practice, I am authorized to bind BerryDunn to the commitments made herein. We have read the City's RFQ in full and commit to providing the services as specified. Our proposal is a firm and binding offer valid for 90 days following the submission deadline of September 16, 2024. **Please consider me your primary point of contact should the City have any questions or updates during the evaluation process.**

Sincerely,

Kevin Price, MPP, PMP®, Prosci® CCP, Principal
Community Development and Utility Operations Practice
207.541.2379 | kprice@berrydunn.com

Tab 1. Table of Contents

Tab 1. Cover Letter 1

Tab 1. Table of Contents 2

Tab 2. Firm Qualifications 3

Tab 3. Project Team and Qualifications 9

Tab 4. Knowledge of the City of Taylor 12

Tab 5. Project Approach 14

Tab 6. Project Schedule 21

Appendix A. Resumes 22

Appendix B. Required Forms 28

Appendix C. Work Samples 35

Tab 2. Firm Qualifications

Introducing BerryDunn

BerryDunn is a nationally recognized independent management and consulting firm focused on inspiring organizations to transform and innovate. As a Limited Liability Company formed in 1974 with 69 principals and 36 owners, **BerryDunn employs more than 875 staff across eight offices.**

Our Consulting Services Team has been serving state, local, and quasi-governmental agencies for over 30 years and includes more than 335 staff members. From extensive project experience for more than 650 state, local, and quasi-governmental agencies, our team brings valuable perspectives to every engagement. Our firm provides a full range of professional services that supports our ability to complete tasks outlined by the City on this initiative. These include:

- **Business Process Improvement, Reviews, and Redesign**
- Organizational and Operational Analyses
- Organizational Change Management
- Performance Analyses
- Leadership and Organization Development
- Project Assessments and Remediation
- Strategic Planning
- Cost of Service and Fee Studies
- IT Assessments and Strategic Planning
- Software Assessment, Planning, and Procurement
- Software Implementation Project Management and Oversight

Additionally, our team members have experience leading state and local government agencies, providing them with an in-depth understanding of government operations, staffing needs, budgetary constraints, and the business processes required to provide necessary services to the internal divisions and the constituents the City serves.

Figure 1, below, illustrates the overall organization of BerryDunn's Local Government Practice Group. We provide unparalleled expertise and unique insights across these practices, supporting our clients in solving some of their biggest challenges and addressing opportunities to improve and plan.

Figure 1: Local Government Practice Group Specialization

As mentioned, BerryDunn's **Community Development and Utility Operations Practice** will serve the City on this initiative. This practice focuses on municipal and county policies, processes, fees, and systems related to building, permitting, planning, zoning, inspections, development services, code enforcement, land management, work order, and asset management functions and is composed of industry experts with both firsthand and project experience.

Relevant Experience

Our experience includes working directly with development services, community development, planning, permitting, land management, and building departments. Therefore, we understand the complexity of the services the City provides, the stakeholder groups, and the systems and processes that support the delivery of services to customers. Table 1 presents highlights of our relevant experience for the City's review.

Table 1: Planning, Community Development, and Building Experience Highlights

Client	Worked Performed	Dates
Municipal Clients		
Attleboro Redevelopment Authority	Strategic Plan	04/2024 – Present
City of Attleboro, MA	Development Review Process Improvement Services	11/2021 – 06/2022
City of Bangor, ME	2022 Comprehensive Plan	12/2021 – 07/2023
City of Beaverton, OR	Community Development Department Organizational Development	09/2019 – 01/2020
City of Beaverton, OR	Electronic Permitting System Consultant and Implementation Project Manager	01/2019 – 04/2023
City of Boca Raton, FL	Community Development System Selection and Implementation Assistance	07/2017 – 03/2023
City of Boise, ID	Entitlement, Permitting, and Inspections Cost of Service and Fee Analysis	04/2024 – Present
City of Boston, MA	Business Process Mapping and Improvement of Right-of-Way Coordination and Management	12/2019 – 08/2020
City of Bozeman, MT	Community Development Fee Review Study	09/2020 – 04/2021
City of Bridgeport, CT	Building Permitting Process Analysis	05/2024 – Present
City of Broken Arrow, OK	Community Development, Asset Management, and Utility Billing System Implementation Project Management	07/2019 – 08/2022
City of Cedar Park, TX	Public Works and Utilities Staffing Model Analysis	02/2023 – Present
City of Detroit, MI	Housing and Revitalization Department Software Needs Assessment and Requirements Development	08/2019 – 09/2020
City of Ellsworth, ME	2022 Comprehensive Plan	03/2023 – Present
City of Fernandina Beach, FL	Building Department Fee Study	04/2020 – 02/2021
City of Fredericksburg, VA	System Consulting Services	01/2017 – 05/2017
City of Fort Worth, TX	Structural Efficiency Study for Development and Permitting Services	06/2023 – Present
City of Frisco, TX	As-Is Process Diagramming and Improvement Recommendations for Plan Review Processes Electronic Plan Review (EPR) System Selection and Implementation Oversight	05/2018 – 12/2022

City of Gainesville, FL	Building Permit Fee Study	01/2021 – 06/2021
City of Gainesville, FL	Fee Schedule Update	11/2021 – 06/2022
City of Hillsboro, OR	Permitting and Planning Software Consultation	08/2021 – 09/2023
City of Homestead, FL	Workflow and Comparative Fee Analysis	11/2015 – 07/2017
City of Irvine, CA	Community Development Permit Software Needs Assessment and Implementation Project Management Services	08/2020 – Present
City of Largo, FL	Building Permit Fee Study	03/2022 – 02/2023
City of Leander, TX	Development Process Review	01/2022 – 11/2022
City of Miami Beach, FL	Review of Regulations and Processes Relating to Development Projects	03/2023 – Present
City of Pearland, TX	Facilities Division Staffing Study Services	01/2023 – Present
City of Philadelphia, PA	Municipal Street Addressing Process Review	08/2015 – 12/2015
City of Philadelphia, PA	Philadelphia Water Permit Tracking Replacement System	05/2019 – 02/2020
City of Plano, TX	Building Inspections Process Improvement Project	11/2021 – 04/2022
City of Puyallup, WA	As-Is Business Process Diagramming for Community Development Functions	02/2020 – 10/2022
City of Richland, WA	Community Development Business Process Review	11/2020 – 02/2021
City of Rockville, MD	Community Development Business Process Mapping, Analysis, and Training	07/2018 – 03/2019
City of San José, CA	Homeless Engagement Management Persona Identification and Process Design	11/2022 – 04/2023
City of San José, CA	Vehicle Blight Persona Identification and Process Design	11/2022 – 04/2023
City of Santa Monica, CA	Homelessness Strategic Plan	07/2023 – Present
City of Scottsdale, AZ	Planning, Permitting, and Code Enforcement System Selection	06/2022 – Present
City of Tucson, AZ	Permitting System Implementation; Cost of Service Study; and Fee Schedule Redesign	12/2018 – 01/2021 03/2022 – 07/2022
City of Westfield, MA	Public Works Department Management and Operations Study	05/2024 – Present
City of Wilmington, NC	Community Development Implementation Project Management	02/2019 – Present
City of Woodinville, WA	Permitting Operations Improvement Implementation	07/2023 – Present
Town of Bridgton, ME	Comprehensive Plan Update	06/2023 – Present
Town of Falmouth, ME	Comprehensive Plan Update	10/2022 – Present
Town of Longboat Key, FL	Comprehensive Fee Study	08/2018 – 03/2019
Town of Mountain View, CO	Comprehensive Plan Update	09/2022 – Present
Town of Smithfield, RI	Organizational Assessment	09/2022 – 02/2024

Town of Smithfield, RI	Water and Sewer Rate Study	01/2023 – 05/2023
Town of Wells, ME	Permitting Process Review	09/2017 – 02/2018
Town of Yarmouth, ME	Community Facilitation / Public Engagement Services	05/2022 – 11/2022
Village of Schaumburg, IL	Permitting and Inspections Operational Study	02/2021 – 09/2022
County Clients		
Alachua County, FL	Building and Fire Permit Fee Study	08/2022 – 08/2023
Boulder County, CO	Community Planning and Permitting Strategic Plan	06/2022 – 09/2023
Clark County, WA	Environmental Public Health System Selection and Implementation Project Management	01/2022 – Present
Doña Ana County, NM	Land Management Consulting Services	06/2021 – 01/2023
Kern County, CA	Building Permits Process Improvement Services	02/2024 – Present
Manatee County, FL	Building and Development Services Fee Study	06/2021 – 07/2022
Maui County, HI	Needs Refinement and Permit Software Acquisition	06/2020 – 06/2021
Pitkin County, CO	Community Development System Selection and Implementation Assistance	12/2017 – 06/2020
Pitkin County, CO	Community Development Department Process Review	08/2021 – 11/2022
Sonoma County, CA	Permit Management Review Services	05/2022 – 03/2023
Travis County, TX	Consultation Development Review Process and Fees	12/2020 – 01/2022

Our Commitment to the State

In addition to the clients listed above, BerryDunn has a demonstrated commitment to serving public-sector clients in the State. We have developed a strong understanding of the public-sector landscape in the State through recent or ongoing consulting engagements with the clients listed below.

- City of Allen
- City of Amarillo
- City of Arlington
- City of Austin
- City of Benbrook
- City of Burleson
- City of Carrollton
- City of Cedar Hill
- City of Cedar Park
- City of College Station
- City of Dallas
- City of Denton
- City of DeSoto
- City of Duncanville
- City of Ennis
- City of Farmers Branch
- City of Fate
- City of Fort Worth
- City of Frisco
- City of Galveston
- City of Garland
- City of Georgetown
- City of Grand Prairie
- City of Irving
- City of Katy
- City of Leander
- City of Mansfield
- City of McKinney
- City of Mesquite
- City of Midland
- City of New Braunfels
- City of Pearland
- City of Pflugerville
- City of Plano
- City of Port Arthur
- City of Richardson
- City of Rowlett
- City of Sugar Land
- City of University Park
- City of Weatherford
- City of West University Place
- City of Wichita Falls
- Denton County Transit Authority
- Ellis County
- Galveston County
- North Texas Emergency Communications Center
- Round Rock Independent School District
- Texarkana Water Utilities
- Texas A&M University
- Travis County

References

Below, we provide three examples of successful projects of a similar nature completed in the last two years.

City of Leander, Texas

Development Process Review

Robin Griffin
Executive Director of Development Services
rgriffin@leandertx.gov
512.528.2763

The City of Leander engaged BerryDunn to solicit feedback from the development community regarding its services, review development service processes, prepare a strengths, weaknesses, opportunities, and threats (SWOT) analysis based on industry best practices and community feedback, and provide recommendations. Areas of focus include plan submittals, design standards, design and engineering review, permitting, inspections, code of ordinances, and closeout procedures.

Our proposed project manager, Khara Dodds, served as business analyst and subject matter expert manager for BerryDunn's work with the City of Leander.

We provide the Recommendations for Improvement Report developed for the City in **Appendix C. Work Samples.**

City of Pearland, Texas

Public Works Facilities Division Staffing and Service Level Assessment

Jack Enochs
Facilities Services Manager
jenochs@pearlandtx.gov
281.652.1914

BerryDunn is in the final stages of an operational and staffing analysis for the City of Pearland, Texas, to assist in an assessment of the Facilities Services Division's staffing and service levels. The focus of the project is to review and evaluate the Division's current business practices and staffing levels; prepare an analysis of the Division's current environment; provide priorities, recommendations, and implementation items for service improvement; and present findings in a final report and presentation.

Our proposed project manager, Khara Dodds, served as project manager for BerryDunn's work with the City of Pearland.

Sonoma County, California

Permit Management Review Services

Yvonne Shu
Administrative Analyst
Yvonne.shu@sonoma-county.org
707.565.1739

The Sonoma County Administrator's Office selected BerryDunn to conduct a management review of Permit Sonoma, the County's consolidated land use planning and development permitting agency responsible for reviewing, permitting, code compliance, and inspecting land development and construction taking place in the unincorporated area of Sonoma County. Our team analyzed service delivery, including customer service culture; conducted an organizational structure assessment, operational assessment, and cost recovery analysis; conducted best practice and peer benchmarking research and analysis; and developed and presented recommendations for improvement.

Our proposed project manager, Khara Dodds, served as business analyst and subject matter expert manager for BerryDunn's work with Sonoma County.

We provide a sample Draft Final Plan, Permit Sonoma Management Study, in **Appendix C. Work Samples.**

City of Miami Beach, Florida

Review of the Regulations and Processes Related to Development Projects

In the face of increased investment and new development, as well as calls for a more streamlined development review process, the City set out to ensure that its development project regulations and processes were fair, balanced, and efficient. Our team conducted an extensive review of current environment processes using information gathered through existing data and documentation, an internal web survey, a public-facing project website, interviews and fact-finding sessions with City stakeholders, external stakeholder focus groups, and process mapping. Building upon this objective assessment of the City's baseline, we leveraged our knowledge of industry best practices, stakeholder input, and peer benchmarking research to develop a set of recommendations for improved efficiency, customer service, and communication with the public.

Our proposed project manager, Khara Dodds, served as lead business analyst and subject matter expert for BerryDunn's work with the City.

We provide the Recommendations for Improvement Report developed for the City in **Appendix C. Work Samples.**

Tab 3. Project Team and Qualifications

Organizational Structure

At BerryDunn, we believe in the synergy that accompanies a team approach. That said, we have carefully assembled a project team with unique and specialized qualifications that coincide with the needs and desired outcomes of the City. **These project team members will remain committed, available, and assigned to perform the City's requested work effort.** Figure 2 describes the organizational structure of our project team, followed by a listing of project staff. It should be noted we do not intend to subcontract any portion of the City's desired scope of work.

Figure 2: Project Team Organizational Structure

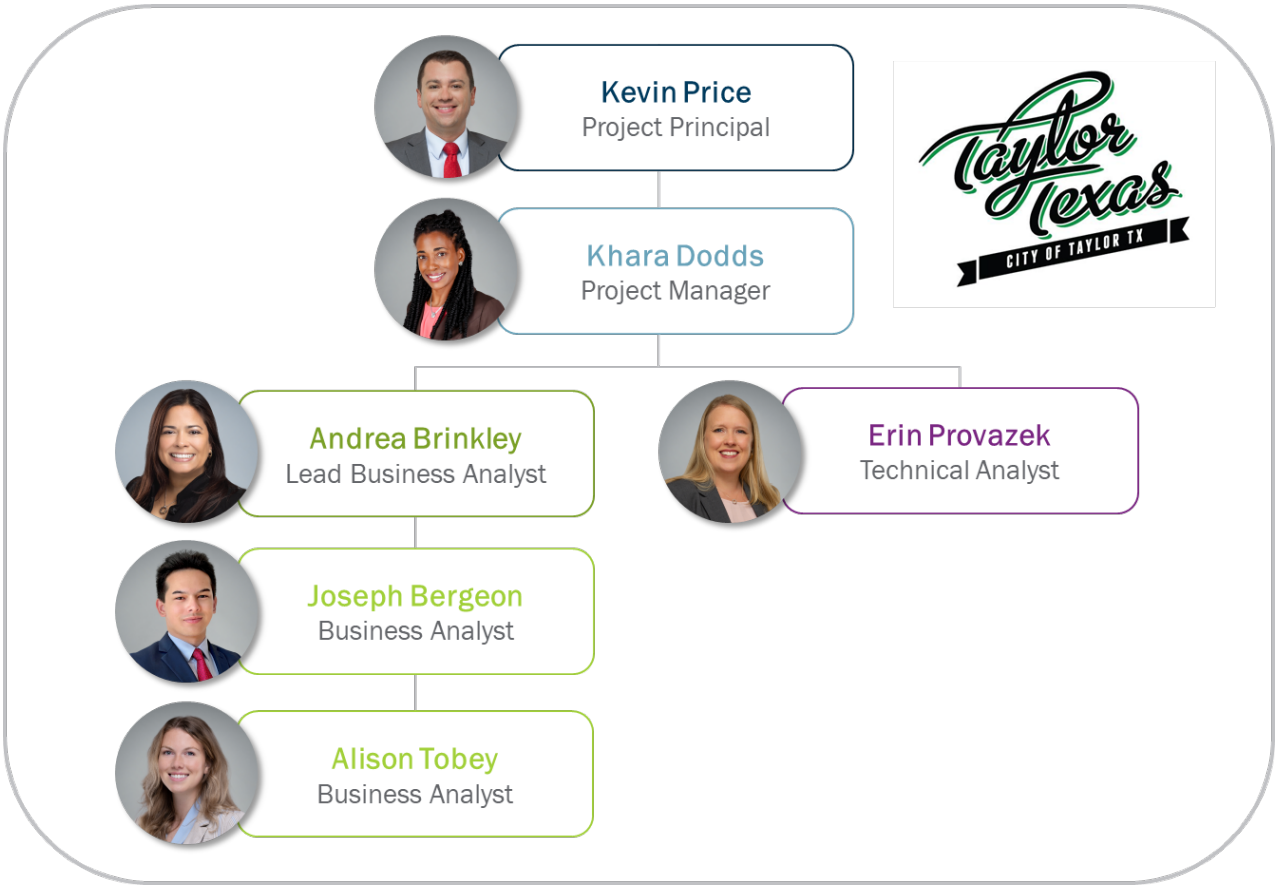

Roles, Responsibilities, and Qualifications

Below and on the following pages, we list our project team members' experience, qualifications, and expertise as it relates to projects of this nature and work with comparable public-sector clients. **Our team members' full resumes are included in Appendix A.**

Kevin Price | Project Principal

MPP, PMP®, Prosci®

Kevin is a principal in BerryDunn's Local Government Practice Group. He leads our Community Development and Utility Operations Practice, assisting agencies similar to the City with business process improvement, system assessment and selection, and fee study projects. He has led business process improvement, strategic planning, and system selection projects for some of BerryDunn's most

complex local government clients, including the City of Boston, Massachusetts; the City of Philadelphia, Pennsylvania; the City of Detroit, Michigan; and the City of Dallas, Texas.

Kevin has provided business process diagramming and improvement services similar to those requested by the City for many development services departments, including the City of Bridgeport, Connecticut; City of Miami Beach, Florida; City of Leader, Texas; Cities of Scottsdale and Tempe, Arizona; and Kern and Sonoma Counties, California. He has also helped clients such as the City of Woodinville, Washington, as they work to implement permitting process recommendations.

As **project principal,** Kevin will:

- Have overall responsibility for the services we have proposed to the City
- Help ensure the commitment of our firm and appropriate resource allocation
- Review and approve all deliverables in accordance with BerryDunn's quality assurance processes

Khara Dodds | Project Manager

AICP, MCRP

Khara is a manager in BerryDunn's Local Government Practice Group and a proud resident of the State, residing in the City of Murphy, Texas. She often leads analysis and recommendations development activities for the Community Development and Utility Operations Practice. She is an AICP-certified planner with over 13 years of leadership experience and 20 years of planning and community engagement expertise. Khara has led various departments in planning and land use services, economic development, code enforcement, and inspections services. Most recently, she served as the Director of Development Services for the Town of Prosper, Texas, and as Director of Planning and Land Use Services for the Town of Glastonbury, Connecticut. As a consultant, she recently led a comparable project for the City of Pearland, Texas; is currently leading similar projects in the City of Fort Worth, Texas, and the City of Woodinville, Washington; and supported our work in the City of Leander, Texas, and Sonoma County, California.

Khara applies an equity lens to all of her work. She is a member of BerryDunn's CEO Council on Diversity, Equity, Inclusion, Belonging, and Accessibility (DEIBA), a co-chair of the Systemic Barriers Subcommittee, and certified in Equitable Community Change through eCornell University. She also supports diversity, equity, and inclusion (DEI) efforts and training through the American Planning Association (APA), Texas Chapter, which she has been a member of since 2022. Khara is also committed to advancing sustainability initiatives, both through her consulting work and within BerryDunn, where she is a member of the Taskforce on Environmental, Social Responsibility, and Governance (ESG).

As **project manager,** Khara will:

- Act as the primary liaison with the City
- Be responsible for maintaining a constructive and clear line of communication between the City's staff and BerryDunn
- Monitor project progress and track the initiation and completion of tasks and milestones
- Help lead internal and external engagement activities, including Fact-Finding Meetings and focus groups

Andrea Brinkley | Lead Business Analyst

MPA, PMP®

Andrea is a senior consultant in BerryDunn's Local Government Practice Group and a proud resident of the State, residing in the City of Round Rock, Texas. She has 24 years of municipal government experience that includes leadership roles in public works, public utilities, and capital improvement program execution. Prior to joining BerryDunn, she held leadership roles within the Cities of Baytown, Pearland, and Pflugerville, Texas. As a result, she has a strong familiarity with State and regional planning and permitting trends, extensive experience in analysis of service delivery, operational assessment, and operational and capital improvement

budgets. She has worked with public works and finance department teams to formulate project-related costs, forecasting, and assisted with programming and planning for debt issuances and source funding for a successful outcome of a five-year capital improvement project.

As **lead business analyst,** Andrea will:

- Lead the project team with facilitating meetings, preparing status reports, and developing project deliverables in a timely manner

Alison Tobey | Business Analyst

MA, LSSGB

Alison is a consultant in BerryDunn's Local Government Practice Group. She regularly assists our project teams in fact-finding exercises, in-person and virtual community engagement efforts, and deliverable development. She has supported a range of projects, from communitywide comprehensive planning to enterprise system needs assessment and system selection efforts. Alison has a master's degree in Global Policy and International Affairs and prior work experience as a journalist. As a result, she is especially skilled in communication, content development, research, and analysis. Alison has served as a business analyst on similar permitting process improvement projects for the City of Leander, Texas; Cities of Scottsdale and Tempe, Arizona; City of Woodinville, Washington; Kern and Sonoma Counties, California; and Doña Ana County, New Mexico.

Joseph Bergeon | Business Analyst

Joseph Bergeon is a consultant in BerryDunn's Local Government Practice Group. He regularly supports our Technology Management and Community Development and Utility Operations practices. Joseph brings experience in government and community engagement at the local and federal levels. Joseph is focused on operational management, business process improvement, and analytical review for government institutions in the education, legislative, and community governance fields. He has supported several of BerryDunn's Texas-based clients, including the Cities of Arlington, Denton, Farmers Branch, Fort Worth, Leander, Midland, and Wichita Falls.

As **business analysts,** Alison and Joseph will:

- Support the project team with facilitating meetings, preparing status reports, and developing project deliverables in a timely manner

Erin Provazek | Technical Analyst

MBA, Prosci® CCP, CGCIO, ITIL, COBIT 2019, PMP®

Erin is a manager in our Local Government Practice Group, focusing on technology and business process initiatives. She is a proud resident of the State, residing in the City of Bryan, Texas. Prior to joining BerryDunn, Erin was assistant IT director for the City of College Station, Texas, where she oversaw the implementation and the many business process changes enacted through the project. Additionally, Erin has 18 years of experience working with local government agencies and expertise assisting public-sector entities in planning, problem-solving, and service delivery. She has demonstrated skills in enhancing operational efficiency and maximizing use of limited resources.

As **technical analyst,** Erin will:

- Support the project team as needed with any technical considerations the City might encounter, including potential integrations, requirements, and interfaces

Tab 4. Knowledge of the City of Taylor

Understanding the City's Goals and Objectives

Home to a diverse population of more than 17,000 residents, Taylor offers the best of Texas. Located just half an hour from downtown Austin, it provides residents and businesses with access to big-city amenities balanced with the small-town charm of a historic main street. Not overshadowed by the bustle of Austin, Taylor offers its own vibrant live music scene, artisan crafts, some of the best barbeque in the State, and ample opportunities for outdoor recreation. As a rapidly growing community, the City must balance the exciting opportunities growth offers with the challenges it can present and, in doing so, preserve and evolve what makes Taylor special.

In 2020, the City Council adopted a Strategic Plan that prioritized improved internal processes as one of the City's top goals, stating, "our clearly defined processes and procedures make it easy to do business with the City." By embarking on this Permit Process Audit, the City will be able to advance this goal and better support its resident and business communities. Additionally, the endeavor will help the Building Division within the Development Services Department advance its mission of helping ensure that buildings are safe by reviewing plans and inspecting construction for compliance with the adopted building codes.

In order to meet the City's needs, the selected consultant must conduct extensive outreach to internal and external permit process stakeholders. This should include interviews focused on what is and is not working, a thorough evaluation of existing permitting processes, and a review of software, staffing levels, and peer best practices. The consultant must work collaboratively with the City to identify and document issues and develop prioritized recommendations, including potential cost and timeline considerations, to address identified challenges.

How BerryDunn Can Help

We are pleased to propose a team with the expertise, experience, and capacity to successfully execute the City's desired Permit Process Audit. In particular, we would like to highlight the unique attributes our team will provide the City.

Our carefully assembled project team with relevant, Texas-based experience

We are pleased to propose a team of carefully selected, Texas-based consultants led by our proposed project manager, Khara Dodds. Khara has more than 20 years of planning experience, including as Director of Development Services for the Town of Prosper, Texas, and in similar leadership roles for small communities in other states. Khara is AICP-certified, holds a Master of City and Regional Planning, and is an active member of the APA Texas Chapter and the Texas Association of Community Development Corporations. She has supported recent, relevant projects for the Cities of Cedar Park, Fort Worth, and Leander, Texas. Khara will be supported by our proposed lead business analyst, Andrea Brinkley, and proposed technical analyst, Erin Provazek, both of whom have extensive experience leading for Texas municipalities and who now support many of BerryDunn's clients in the State. As such, we offer a team with national expertise and regional proximity. We have a strong understanding of the region, including development patterns, needs, best practices, and State legislative requirements.

Our use of dynamic engagement tools

Stakeholder engagement is the foundation of nearly every project led by our Local Government Practice Group, and we have refined a robust toolkit of engagement techniques that we customize to each client's unique needs. For the City's requested work effort, we will utilize engagement approaches such as as-is process diagramming, field ride-a-longs, and in-person interviews and focus groups. We will also leverage Social Pinpoint, a customizable virtual engagement hub through which we will develop a project

We invite the City to visit a Social Pinpoint site developed for the City of Miami Beach, Florida, by following the QR code above or visiting the web address below: https://berrydunn.mysocialpinpoint.com/miami-beach

website designed to reflect the City's branding and messaging. Using Social Pinpoint, we will administer the City's online surveys; inform stakeholders of project goals, objectives, and progress; and provide opportunities to interact and gather information. Social Pinpoint will allow our team to track analytics and progress in real-time and set up email notifications to promote participation.

Our proven diagramming process.

Providing as-is process diagramming for building permit processes is a core service of our Community Development and Utility Operations Practice. Our proposed team members have led comparable process diagramming initiatives for communities such as Travis County, Texas; City of Woodinville, Washington; Cities of Scottsdale and Tempe, Arizona; City of Leander, Texas, and Cities of Miami Beach and Tampa, Florida, among others. As such, we have a proven and efficient process modeled after Business Process Model Notation 2.0 (BPMN 2.0) standards. Clients appreciate the collaborative nature of our approach and how we build consensus while identifying opportunities for improvement (OFI) and related recommendations. Figure 3, below, illustrates a representative permit process diagram developed for a similar engagement.

Figure 3: Sample Permit Process Diagram

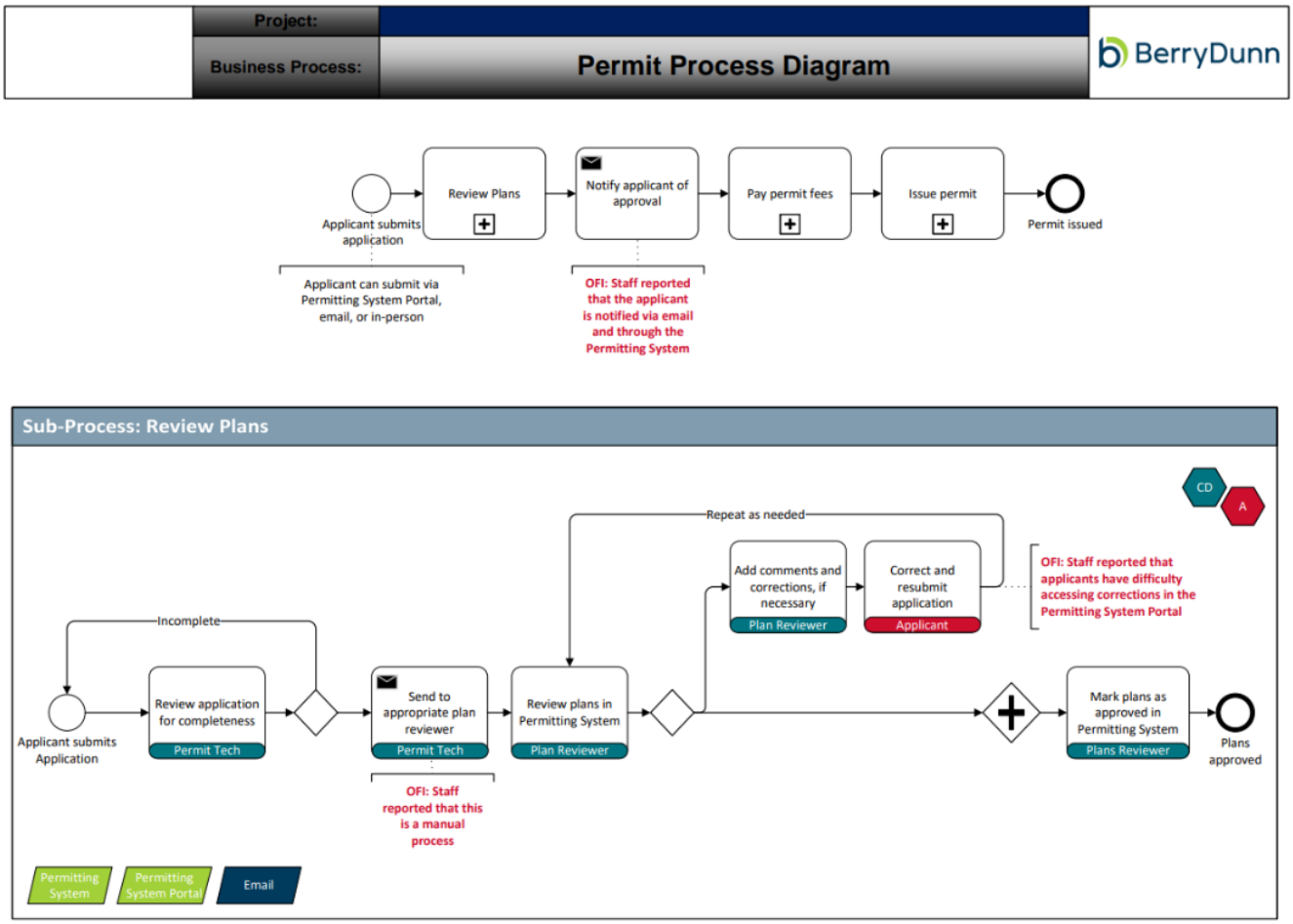

Tab 5. Project Approach

Applied Methodologies

Engagement Techniques

We will utilize several strategies to effectively engage and collect data and information from the public, including developing communications that keep the public informed and involved throughout the project, conducting interviews and focus groups, and creating an interactive project landing and engagement website via Social Pinpoint.

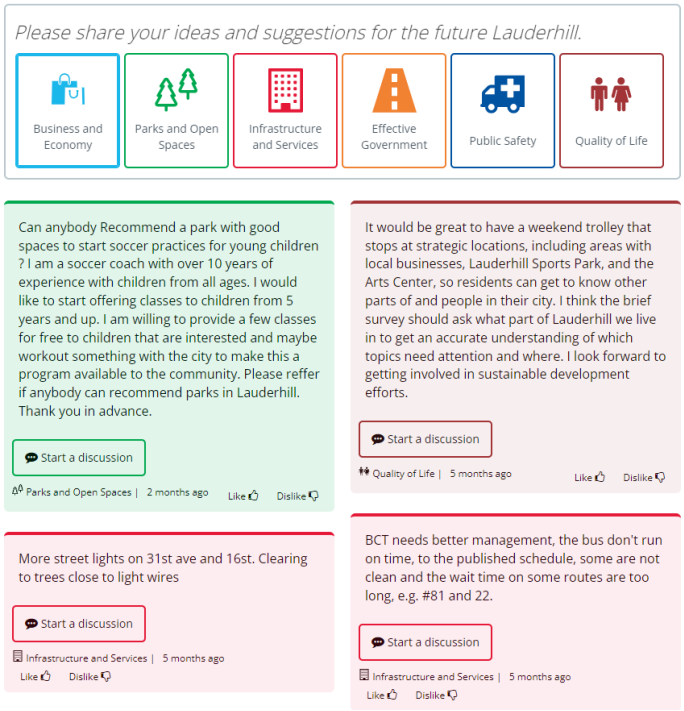

Social Pinpoint is a customizable community engagement platform that is used to inform stakeholders of project goals, objectives, and progress, and provide opportunities to interact and gather information. This tool has several features that we use frequently and as needed, such as forums, mapping, an ideas wall, and surveys. It is also important to note that Social Pinpoint is mobile friendly and has Google Translate interface.

With this tool, we will easily be able to set up a landing page and sub-pages for the City to capture the culture of the stakeholders it serves—providing opportunities for participants to provide feedback on the City's permitting processes whenever and wherever is most convenient for them. We will also be able to track analytics and progress in real-time, promote participation, and set up email notifications.

Facilitation Approach

We understand that reaching consensus can be difficult as individuals seek to advocate for the needs and concerns they believe in most. To address this, our project team will use the Institute of Cultural Affairs (ICA) Technology of Participation® (ToP®) facilitation methodology. This framework helps to ensure that meetings and focus groups are highly collaborative and inclusive of all stakeholders, including elected and appointed officials, managers, frontline staff, and the public. The ToP® methodology emphasizes structured participation that pulls information into the group's thinking process and creates a clear intention, helping members of the group align with one another and reach consensus. Structured participation encourages the values shown to the left.

Project Management Methodology

To help ensure that project objectives are met, and initiation and completion of project work are conducted in a timely manner, each BerryDunn project is led by an experienced project manager who understands and utilizes project management best practices. Our Consulting Services Team employs project management best practices from the Project Management Institute®'s A Guide to the Project Management Body of Knowledge® Guide (PMBOK® Guide).

Figure 4, below, illustrates the standards of project management as defined by performance domains and project delivery principles that are critical for effective delivery of project outcomes.

Figure 4: Performance Domains and Project Management Guiding Principles

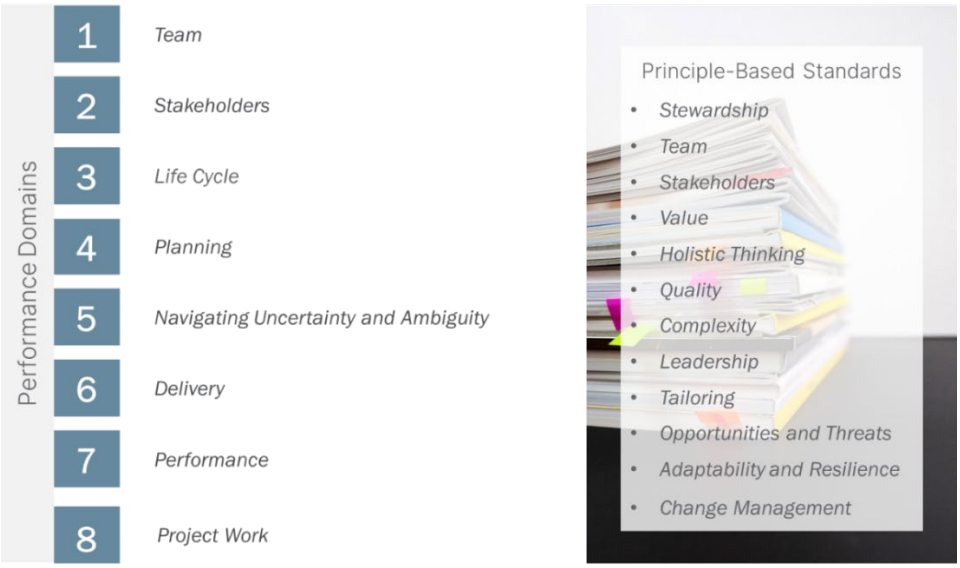

As part of this framework, we develop all deliverables in draft form and review those deliverables with the City's project team. We thoughtfully incorporate feedback and requested revisions before updating each deliverable to final form.

Change Management Methodology

Stakeholders' willingness to adopt new processes and tools plays a significant role in the success—or failure—of related projects. We have observed resistance to change in virtually all our engagements, and we will work with you to proactively address resistance by:

- Engaging stakeholders at the right level throughout the project to build understanding for the need for change and gain support from the people who will be using the future solutions and who are most familiar with current processes
- Developing and executing a communications plan that considers the information needs of each stakeholder group
- Documenting business processes and working with stakeholders to understand how their work will be performed in the future environment

We have adopted the Prosci® change management methodology and trained over 100 consultants to become Prosci® Certified Change Practitioners (CCPs). **A central focus of the Prosci® change management approach is the belief that, for change to work in an organization, individuals must be willing to change and understand change.** Additionally, according to research conducted by Prosci®, the likelihood of project success increases significantly and in alignment with the level of change management focus applied to the project. Figure 5 shows that even small increases in focus on change management are likely to have a positive impact on project success.

Figure 5: Change Management's Impact on Project Success

Proposed Work Plan

BerryDunn strives to be flexible when it comes to developing and executing an effective work plan. We understand that no two projects are exactly alike, and our past clients have appreciated our willingness to adapt to their needs. This mindset plays a foundational role in how we measure the success of our portfolio of similar projects and helps to build strong, collaborative partnerships with our clients.

You can expect our approach to offer the following key benefits:

- A methodology based on our extensive experience conducting similar projects
- Quality assurance processes that incorporate the City's review and approval of all deliverables and key milestones
- Thorough business process improvement activities, helping the City identify root causes of process and/or system deficiencies
- A focus on taking full advantage of the newest technology and harnessing efficiencies by reviewing business practices or implementing technology to enhance existing business processes performed by the City
- Built-in project management and change management best practices that focus on keeping the project on time, on budget, and progressing at a healthy pace for the City's stakeholders to give input in the information-gathering process, understand recommendations, and trust in the plans for moving forward
- The ability to satisfy all requirements of the City's requested scope of work

Figure 6 presents an overview of our work plan intended to address all elements of the City's requested scope of services.

Figure 6: Project Work Plan Overview

On the following pages, we outline the key steps and milestones the City can expect from our approach. We will approach this project with a focus on developing recommendations that align fact-finding outcomes, assessment results, stakeholder feedback, and more.

Project Initiation

0.1 Conduct initial project planning. Our partnership with the City will begin with an initial project planning session facilitated via web conference with the City's project manager and project team to introduce key team members and refine dates and/or tasks as appropriate. Listening is key to establishing a strong partnership with our clients, as such, we will listen to the City's project team to better understand project goals, expectations, and challenges. We will discuss our approach to managing communications between BerryDunn and the City and the scope, risks, and resource management. We will also request

Project Initiation

names and contact information for the appropriate staff members involved in the project. These discussions will inform the development of the Project Work Plan and Schedule.

0.2 Develop and issue an information request. We will provide the City with an information request sheet to obtain available documentation that will be helpful to us during the project (e.g., current staffing levels, job descriptions, organizational charts, current process workflows, regulatory documents, guides, a list of existing building permit types, and a list of community organizations and development associations). We will respectfully request that the City provide the requested information prior to project kickoff presentation and diagramming activities, as reviewing this information in advance will enable us to be more efficient, become more knowledgeable of the current environment, and make best use of City personnel's time.

0.3 Develop the Project Work Plan and Schedule. Based on the information gathered from our initial project planning session, we will develop a draft Project Work Plan and Schedule to address our communications, scope, risks, and resource management. The Project Work Plan and Schedule will also address our approach to providing the exact services requested by the City and the agreed-upon time frame for each task. In addition, the Project Work Plan will incorporate agreed-upon procedures between BerryDunn and the City's project team related to project control, including quality management and deliverable submission/acceptance management. After providing draft versions of these materials in advance, we will facilitate a teleconference to review the drafts and solicit feedback from the project team. We will incorporate this feedback into the document and then distribute it to the project team in final form.

0.4 Review project schedule and engagement strategy. We will facilitate a virtual work session with the City's project team to review the draft Project Work and Schedule. We will incorporate requested revisions before finalizing. We will also review the City's staff and community engagement goals to help ensure outreach efforts (e.g., ride-a-longs with inspection staff, virtual meetings, online surveys, and in-person meetings) align with engagement needs.

Deliverable 1 – Project Work Plan and Schedule

0.5 Develop Biweekly Project Status Updates. Throughout the project, our project manager, Khara Dodds, will provide Biweekly Project Status Updates via web conference. These will describe the activities and accomplishments for the reporting period, plans for the upcoming month, risks or issues encountered during the reporting period, and anticipated problems that might impact any project deliverable. We will meet with the City's project manager to review these updates and find that these help to reinforce a strong line of communication between BerryDunn and the City throughout the engagement.

Deliverable 2 – Biweekly Project Status Updates

Phase 1. Current Environment Assessment

1.1 Develop and issue an internal web survey. We will develop and administer a web survey designed for City department leadership and key staff. The surveys help gauge the level of clarity around building permit processes and the quality of internal stakeholders' experiences as they progress through those processes. They will help our team understand issues and challenges with current systems, processes, and operations, as well as future needs. This survey will include questions aimed at understanding the current SWOT associated with the current environment.

Phase 1. Current Environment Assessment

1.2 Develop a customized Social Pinpoint site. We will use a variety of methods to encourage collaboration with the City's stakeholders. One of these tools is Social Pinpoint, a virtual engagement platform that will allow us to build a customized project website. Through this Social Pinpoint site, we will collect input from the City's current and former permitting customers, keep stakeholders informed throughout the project, and promote trust and transparency.

1.3 Develop and issue an external web survey. We will develop and administer a web survey designed for the City's permitting customers. We will host this survey on the City's Social Pinpoint site, which will allow us to track responses and send email reminder prompts. We will review the survey in draft form with the City's project team before we finalize and share it.

1.4 Review data, documentation, and survey results. In preparation for process diagramming work sessions and the project kickoff meeting, we will review the initial survey responses and information request results. The information collected up to this point will be used to help inform our schedule and approach for current state (as-is) process diagramming work sessions.

1.5 Prepare for Fact-Finding Meetings and focus groups. We will develop fact-finding interview and focus group schedules and meeting facilitation materials, including interview guides. We will review these with the City's project team and incorporate suggested revisions before updating the schedule and materials to final form.

1.6 Facilitate a project kickoff presentation. We will facilitate a virtual kickoff presentation with City leadership and project stakeholders. This kickoff presentation will serve as an opportunity to introduce project team members, discuss the City's goals, present our project approach and methodology, review the schedule of key project dates, and answer questions. As part of this presentation, the City's project sponsor is expected to participate and speak to the goals and objectives of the initiative.

1.7 Facilitate internal, current environment Fact-Finding Meetings. We will conduct a series of in-person Fact-Finding Meetings over the course of two consecutive business days. These will include interviews with City leadership and staff to discuss current processes, challenges, and OFI. We will evaluate the City's existing permitting process, including application submittal and case management, review processes, internal/external communications, timelines, performance measures and key performance indicators (KPIs), and customer service. We will document what is working well and what needs to be improved. These meetings are central to our change management approach as they help to build buy-in from stakeholders which promotes the long-term success of final project recommendations.

1.8 Conduct external Fact-Finding Meetings. We will facilitate two in-person focus groups with community members and permitting customers to understand the customer service experience and their interactions with the City's permitting functions and identify current needs and challenges.

1.9 Conduct Fact-Finding Meeting follow-up activities. Following our in-person internal and external Fact-Finding Meetings, we will conduct as-needed follow-up activities to help answer any remaining questions and fill in gaps in our understanding of the City's current permitting processes. We will conduct this follow-up in a virtual format.

1.10 Provide initial permitting software recommendations. Our team will review the City's current permitting software and provide recommendations for improvement with options to enhance the existing software and/or implement a new software. We will consider the information gathered to date through the web surveys, documentation review, and fact-finding work sessions, and we will base our recommendations on our extensive experience assisting similar clients through comparable permitting process improvement initiatives.

Deliverable 3 – Fact-Finding Meetings

Phase 1. Current Environment Assessment

1.11 Confirm list of as-is processes to be diagrammed. We will work with the City's project team to develop a list of up to five permit processes to be diagrammed using Microsoft Visio. We will develop a diagramming schedule and prepare support materials—all of which we will share with the City's project team before finalizing.

1.12 Facilitate as-is process diagramming work sessions. We will conduct virtual as-is process diagramming work sessions. Through these collaborative sessions, we will identify the steps involved in the current permitting process, the sequencing of those steps, the roles of stakeholders involved, and the handoffs throughout the process. We will identify challenges and OFI with a goal to build consistency, increase efficiency, and enhance predictability for customers. After these sessions, we will conduct any follow-up activities necessary to help ensure the diagrams are complete and all questions are answered.

1.13 Review and finalize As-Is Process Diagrams. We will then develop As-Is Process Diagrams, which we will review with the City's project team during one of the regularly scheduled Biweekly Project Status Meetings. We will incorporate feedback and requested revisions before updating the As-Is Process Diagrams to final form.

Deliverable 4 – As-Is Process Diagrams

1.14 Develop draft Current Environment Assessment Report. Based on the information gathered to date, we will draft a Current Environment Assessment Report, which will include the following:

- A review of business processes from beginning to the end of the process
- Current environment strengths and challenges in the permitting process
- OFI to help improve efficiency and effectiveness of the development review process and to improve the customer experience
- Summary of input collected from internal and external stakeholders

1.15 Review and finalize the Current Environment Assessment Report. We will facilitate a virtual work session with the City's project team to review the Current Environment Assessment Report in draft form. We will incorporate feedback and requested revisions before updating the Report to final form.

Deliverable 5 – Current Environment Assessment Report

Phase 2. Recommendations for Improvement and Implementation Action Plan

2.1 Conduct peer benchmarking research. Our team will work with the City to develop a list of comparable communities. We will then conduct research on best practices from these agreed-upon communities to help identify how the City's development process and customer service delivery system compares with peer jurisdictions.

2.2 Develop draft Recommendations for Improvement Report and Implementation Action Plan. Building upon the information documented in the As-Is Process Diagrams and the Current Environment Assessment Report, our team will work in close partnership with the City to draft a Recommendations for Improvement Report and Implementation Action Plan. This Report will include recommendations to address the challenges identified in the current environment, including recommendations to improve efficiency and effectiveness in the process and to achieve improved customer service outcomes. We will identify strengths in the current system that can be leveraged to drive improved outcomes in the development review process, and we will focus on identifying recommendations that will build

Phase 2. Recommendations for Improvement and Implementation Action Plan

consistency and transparency in the process, making it more predictable for internal stakeholders and customers. The Report will also recommend KPIs and performance measures, optimal staffing levels, recommended staff training, target performance review cycles and permit workflows, and possible technology and permitting system improvements. The accompanying Implementation Action Plan will include realistic and attainable actions necessary to implement the recommendations and a prioritized system to help the City organize and plan the resources necessary for implementation success.

2.3 Review and finalize the Recommendations for Improvement Report and Implementation Action Plan. During a regularly scheduled Biweekly Project Status Meeting, we will facilitate a work session with the City's project team to review the Report and Action Plan in draft form. We will incorporate feedback and requested revisions before updating to final form.

Deliverable 6 – Recommendations for Improvement and Implementation Action Plan

2.4 Develop and deliver a Recommendations for Improvement Presentation. We will develop a Presentation summarizing the key findings of our work to date as well as the identified recommendations and next steps. We will review the Presentation with the City's project team and then deliver the Presentation, in-person, before the City Council. This Presentation will allow City Councilors an opportunity to ask final questions, help to generate buy-in, and promote the long-term success of the Recommendations for Improvement.

Deliverable 7 – Recommendations for Improvement Presentation

Optional Phase 3. Process Improvement Implementation Services

3.1 Provide Recommendation Implementation Support. Should the City desire, we will work with the City's project team to select recommended improvements that the City would like additional support with. Our team will then help to develop documents such as checklists, standard operating procedures, guidelines, process workflows and flowcharts, staff/customer training guides, and updated KPIs and performance measures. We may also facilitate in-person implementation workshops. We will work in close partnership with the City's project team to determine the level and type of support that best suites the City's needs. We will plan to commit up to 100 additional hours to this work effort.

Deliverable 8 – Recommendation Implementation Support

Tab 6. Project Schedule

Anticipated Timeline

Below, we highlight our proposed project schedule for the City's requested work effort. We are happy to adjust this schedule to best accommodate the City's needs, as appropriate. Should the City decide to proceed with the Optional Phase 3, we would work with the City's project team to develop an estimated timeline.



Table 2 presents our proposed number of community/stakeholder meetings, public presentations, and meetings with City staff. We will work with the City's project team to refine and confirm these meetings and presentations to best meet the City's needs and project goals.

Table 2: BerryDunn's Proposed Meetings

	Phase 1	Phase 2	Phase 3
Biweekly Project Status Meetings	▪ Ongoing	▪ Ongoing	▪ Ongoing
Meetings with City Staff	▪ Initial project planning and kickoff meeting ▪ Project Work Plan and Schedule review meeting	▪ Project kickoff with City leadership and staff	
Community / Stakeholder Meetings		▪ Two days of on-site fact-finding work sessions with City leadership and staff ▪ Two in-person community focus groups ▪ As-is process diagramming work sessions	
Public Presentations			▪ Recommendations for Improvement Presentation

Kevin Price, MPP, PMP®, Prosci® CCP

PRINCIPAL

Kevin Price is a principal in BerryDunn's Local Government Practice Group and leader of the Community Development and Utility Operations Practice. In this role, he assists local government clients with business process improvement, strategic and comprehensive planning, fee analysis, system selection, and implementation projects. A certified Project Management Professional® (PMP®), he has extensive experience assessing the business needs and processes of municipal clients for permitting, inspections, planning, code enforcement, and land management functions. Kevin is also a Lean Six Sigma Green Belt, allowing him to continuously define, measure, analyze, improve, and control projects and environments for his clients.

EDUCATION AND CERTIFICATIONS

Master's degree, Public Policy and Management, Concentration in Financial Management, University of Southern Maine

Bachelor's degree, Economics and Political Science, University of Maine

Project Management Professional® (PMP®), Project Management Institute®

Prosci® Certified Change Practitioner

Lean Six Sigma Green Belt Certified

SELECT CLIENTS

City of Fort Worth, TX

City of Leander, TX

City of Miami Beach, FL

City of Pearland, TX

City of Scottsdale, AZ

City of Tempe, AZ

City of Woodinville, WA

Kern County, CA

Doña Ana County, NM

Sonoma County, CA

RELEVANT EXPERIENCE

Project Management: Kevin has managed large projects for some of BerryDunn's most complex local government clients. He is adept at keeping projects on track and on schedule while meeting the dynamic and sometimes evolving needs of clients. He has worked with many Texas-based communities, including the Cities of Allen, College Station, Dallas, Farmers Branch, Fort Worth, Frisco, Grand Prairie, McKinney, Mesquite, Midland, Plano, Leander, and Pearland, as well as Travis County.

Process Analysis and Improvement: Kevin has assisted BerryDunn's development services clients with process improvement projects as part of system replacement projects and as standalone projects. Most recently, he has helped permitting departments assess their processes, workflows, and technologies in the Cities of Scottsdale and Tempe, Arizona; the City of Leander, Texas; and Kern and Sonoma Counties, California.

Software Needs Assessments: Kevin has helped guide BerryDunn clients as they select and transition to updated software systems. He excels at understanding the as-is conditions of a client's current environment and helping the client define their preferred future in the form of to-be attributes. He has previously worked with the City of Irvine, California on a needs assessment of their permitting software. Additionally, he helps led the selection and implementation of new permitting software when necessary, and recently assisted the City of Plano, Texas through this process.

Organizational Assessment: Kevin regularly helps county and municipal development services departments assess and improve their organizational structures and processes. These projects are collaborative and built upon stakeholder feedback, as well as project management and industry best practices.

AFFILIATIONS AND MEMBERSHIPS

- City of Westbrook, ME Planning Board, 2023 – Present
- City of Westbrook, ME Sewer Commission – Member, 2021 – Present

Khara Dodds, AICP, MCRP

MANAGER

Khara Dodds is a manager in BerryDunn's Local Government Practice Group. She is an AICP-certified planner with more than 13 years of leadership experience and 20 years of planning and community engagement experience. She believes in the potential of community development to empower communities and positively impact quality of life. Khara leverages her experience in city and regional planning to assist clients as they assess existing policies and processes, collect and evaluate stakeholder input, and identify and implement recommendations for improvement.

EDUCATION AND CERTIFICATIONS

Master's degree, City and Regional Planning, Rutgers University

Bachelor's degree, Urban Studies/Africana Studies, Rutgers University

The American Institute of Certified Planners (AICP)

Equitable Community Change Certificate, eCornell

SELECT CLIENTS

City of Cedar Park, TX

City of Fort Worth, TX

City of Leander, TX

City of Miami Beach, FL

City of Pearland, TX

City of Woodinville, WA

Santa Clara County, CA

Sonoma County, CA

RELEVANT EXPERIENCE

Project Management: Khara is currently serving as a project manager in organizational and process improvement projects in Texas, including for the City of Pearland's Facilities Management Division; the City of Fort Worth's Development Services Department; and the City of Cedar Park's Public Works and Utilities Department. She utilizes her clear communication skills to lead the project team day-to-day, helping ensure the projects remain on schedule while developing the highest-quality deliverables for the client. Khara excels at engaging with clients' internal and external stakeholders. She has extensive experience facilitating interviews, focus groups, work sessions, and adapts her approach to the unique needs and features of each community she works with.

Development Experience: Prior to joining BerryDunn, Khara was director of development services for the Town of Prosper, Texas; director of planning and community development for the Town of Glastonbury, Connecticut; and director of planning for the City of Hartford, Connecticut. In these roles, she led multiple town strategic planning initiatives that improved town operations and procedures as well as enhanced the quality of life for residents and businesses. She prepared design guidelines, regulation amendments, and a multi-faceted community engagement program to get input from residents, the development community, property owners, and board/commission members.

Process Analysis and Improvement: Khara has managed the plan review process of large-scale development projects and ensured coordination with staff and municipal leadership throughout the process. She has initiated the planning process for affordable housing; collaborated with stakeholders to develop incentive programs; negotiated policy and map amendments on behalf of municipalities in the state planning process; and prepared local planning documents including development studies and annual planning reports.

AFFILIATIONS AND MEMBERSHIPS

- BerryDunn CEO Council on DEIBA, Systemic Barriers Subcommittee
- BerryDunn's Taskforce on ESG
- American Planning Association (APA), Texas Chapter, DEI Committee
- Texas Association of Community Development Corporations
- APA Connecticut Chapter, Member of the Executive Board 2010 – 2020
- Sustainable CT, Board Member, 2017 – 2021

Andrea Brinkley, MPA, PMP®

SENIOR CONSULTANT

Andrea Brinkley is a senior consultant in BerryDunn's Local Government Practice Group. She has 24 years of municipal government experience that includes leadership roles in capital improvement program execution, public works, and public utilities. She has extensive experience in operational and capital improvement budgets, training, project management, analysis of service delivery, operational assessment, engagement with local government communities, and leading a diverse staff with a collaborative and participatory approach.

EDUCATION AND CERTIFICATIONS

Master of Public Administration, Western Michigan University

Bachelor of Arts in Geography, Calvin University

Project Management Professional® (PMP®)

AFFILIATIONS AND MEMBERSHIPS

American Public Works Association (APWA), Texas Chapter

American Water Works Association

Project Management Institute® (PMI®), Austin Chapter, 2007 – Present

International City Management Association, Member, 2014

AWARDS

Citation for Exemplary Service to Public Works, APWA Texas, 2022

SELECT CLIENTS

City of Cedar Park, TX

City of Fort Worth, TX

City of Westfield, MA

Hawaii County, HI

RELEVANT EXPERIENCE

Training and Development: In multiple public-sector leadership roles, Andrea hired and onboarded 22 new hires to support capital improvement departments and divisions. This included developing job descriptions, policies, and procedures. She also led and coached 120 staff in both enterprise fund and general fund management. She trained and developed these staff in operations, agenda requests, communication updates, data collection, and project management.

Process Development and Improvement: Andrea's public-sector experience includes analyzing and implementing key process improvements related to administration, contracting, financial management, and staff development. While serving as assistant director for the City of Pearland, Texas' Public Works Department, she led the development of a department-level assessment and strategic plan. She also developed a department-level emergency operations plan.

Project Management: Andrea has experience managing the design and construction of a $46 million rehabilitation and expansion of a wastewater reclamation facility. She created the standard operating procedures (SOPs) for construction as part of the project delivery manual, including project delivery methods, public communication plans, risk management, and project controls. Her experience also includes providing procurement oversight and design and construction services selection and managing program progress. She is skilled in team building, facilitation, and conflict resolution, and she has led multiple projects that earned the APWA Texas Project of the Year award.

Capital Program Management: Prior to joining BerryDunn, Andrea served as director of the City of Pflugerville, Texas' capital improvement program. In this role, she had oversight of a $1.4 billion, five-year capital improvement program (CIP), expanded functional operations, and coordinated new and existing funding with state and federal entities, including the Environmental Protection Agency (EPA), Water Infrastructure Finance and Innovation Act (WIFIA), Texas Water Development Board (TWDB), and the Texas Department of Transportation (TxDOT). Andrea's experience also includes building and leading a new capital improvement division for the City of Baytown, Texas. In this role, she established all operations policies and procedures; implemented and oversaw a five-year, $250 million CIP for utilities (water and wastewater), transportation, drainage, facilities, and parks; provided transparency and project cost clarity; and obtained new local, state, and federal funding totaling $88 million in new Community Development Block Grant (CDBG), American Recovery Plan Act (ARPA), and TWDB funding.

Alison Tobey, MA, LSSGB

SENIOR CONSULTANT

Alison Tobey is a senior consultant in BerryDunn's Local Government Practice Group. In this role, she assists local government clients with strategic and comprehensive planning, organizational assessment, business process improvement, and system selection projects. Her passion for helping others guides her work. Her consulting experience has afforded her the opportunity to help clients connect with stakeholders and create actionable recommendations to better serve their organizations and their communities. She leverages her prior experience as a journalist to provide clear, understandable, and thoughtful deliverables to support client needs.

EDUCATION AND CERTIFICATIONS

MA, Global Policy and International Affairs, University of Maine

Bachelor's Degree, Journalism, University of Maine

Lean Six Sigma Green Belt (LSSGB)

AFFILIATIONS AND MEMBERSHIPS

American Planning Association (APA) Northern New England Chapter

Historic Preservation Commission, City of Biddeford, ME

SELECT CLIENTS

City of Bridgeport, CT

City of Fort Worth, TX

City of Leander, TX

City of Miami Beach, FL

City of Pearland, TX

City of Tempe, AZ

City of Woodinville, WA

Doña Ana County, NM

Kern County, CA

PROJECT EXPERIENCE

Process Diagramming and Improvement: Alison has assisted BerryDunn clients with process improvement projects as part of system replacement projects and as standalone projects. She assists with process diagramming of current and future state processes, as well as providing recommendations for overall process improvement.

Organizational Assessment: Alison regularly helps development services departments assess and improve their organizational structures and processes. She assists in fact-finding, conducting interviews with stakeholders, peer community benchmarking, and providing recommendations for improvement.

Stakeholder Engagement: Alison excels at leading stakeholder interviews and supporting focus groups. She leverages her prior experience as a journalist, as well as her strong written and verbal communication skills. She supports virtual engagement efforts, social media campaigns, and content creation.

Research and Analysis: Alison regularly supports clients by conducting primary research and analysis on an array of topics. Her approach to research and analysis is informed by her advanced global policy and international relations degree, as well as her experience as a news reporter. She approaches research tasks in a manner that considers clients' larger issues, goals, and objectives, and develops clear, concise, and thorough results and analyses.

Deliverable Development: Alison supports project teams by assisting in the timely development of project deliverables. Her experience includes developing reports detailing an organization's current business processes and providing OFI, utilizing Microsoft Visio to accurately diagram business processes, drafting sections of an organization's comprehensive plan, and supporting facilitation and creation of community engagement events.

Comprehensive Planning: Alison regularly supports comprehensive planning initiatives for New England communities. She assists with planning, facilitation, and notetaking during community visioning sessions and events, as well as with fact-finding activities. She also helps draft current state analyses, policy recommendations, and final plan content.

Joseph Bergeon

CONSULTANT

Joseph Bergeon is a consultant in BerryDunn's Local Government Practice Group. He regularly supports our Technology Management and Community Development and Utility Operations practices. Joseph brings experience in government and community engagement at the local and federal levels. Joseph is focused on operational management, business process improvement, and analytical review for government institutions in the education, legislative, and community governance fields.

EDUCATION AND CERTIFICATIONS

BS, Global Business and Economics, Salve Regina University

IC3 Digital Literacy Certification Global Standard 5 – Microsoft Key Applications

AFFILIATIONS AND MEMBERSHIPS

Senator George J. Mitchell Institute Scholar

United States Senate Youth Scholar

Pell Honors Program and McAuley Scholar

Sigma Beta Delta, Business Honor Society

Omicron Delta Epsilon, Business Honor Society

SELECT CLIENTS

City of Arlington, TX

City of Bridgeport, CT

City of Denton, TX

City of Farmers Branch, TX

City of Fort Worth, TX

City of Leander, TX

Kern County, CA

PROJECT EXPERIENCE

Government: Joseph has experience working in the U.S. Senate as well as supporting municipal planning and regional school administration. He has worked with policy makers at local and federal levels. In these roles, he excelled at processing information from the community and disseminating data to executive leaders. He served as point of contact for cases with agencies including the Internal Revenue Service, the Department of Veterans Affairs, the Social Security Administration, and the Centers for Medicare & Medicaid Services.

Consulting: Joseph is experienced in developing project deliverables for clients. He regularly supports fact-finding interviews, business process improvement, and public engagement. He collaborates with managers and senior consultants to manage client meetings and public engagement sessions on comprehensive planning, cost recovery analysis, systems selection and implementation projects, IT management and operations assessments, and data management and governance strategies.

Community Involvement: Joseph has experience in student government and various community service organizations. He represented student interests on a regional board of school directors for two years, affecting policy change and contributing to strategic planning. He also served for two years on a municipal comprehensive planning committee in Maine, with a focus on community development and small business.

Erin Provazek, MBA, Prosci® CCP, CGCIO, ITIL, COBIT 2019, PMP®

SENIOR MANAGER

Erin Provazek is a senior manager in BerryDunn's Local Government Practice Group and experienced information systems (IS) executive with extensive public-sector experience. She co-leads our Technology Management Practice, which specializing in assisting local governments as they develop IT assessments and strategic plans. Erin brings over 23 years of experience performing and managing all levels of IT operations and projects for local governments. Her operational experience includes IT service management design and operation; building technology focused strategic business partnerships; extensive project management; data management; and cost planning and budgeting. Erin has demonstrated skills in guiding clients though complex decision-making processes, considering the resource needs of organizations in delivering IT services.

EDUCATION AND CERTIFICATIONS

MBA, Information Technology Management, Western Governors University

BBA, Information and Operations Management, Texas A&M University

Harvard Executive Education Program, "Leadership for the 21st Century: Chaos, Conflict and Courage"

Certified Project Management Professional® (PMP®)

Information Technology Infrastructure Library (ITIL) v3 Foundations Certified

Prosci® Certified Change Management Practitioner

Certified Government Chief Information Officer (CGCIO), University of North Carolina Chapel Hill

COBIT 2019 Foundation Certified

SELECT CLIENTS

City of Arlington, TX

City of Denton, TX

City of Galveston, TX

RELEVANT EXPERIENCE

IT Strategic Planning and Assessments: Erin has led over 16 IT strategic planning and assessment engagements for BerryDunn's local government clients. Erin excels at helping clients align their technology strategy with organizational operations and needs. She leverages her public-sector IT leadership experience with her knowledge of best practices and IT governance frameworks. Erin believes in the importance of adapting each IT strategic planning process to the unique needs of the client and to conducting extensive stakeholder engagement in order to help ensure the plan addresses the needs and perspectives of all who will be impacted.

System Selections and Implementations: Erin has over 23 years' experience implementing technology solutions, from IT infrastructure to enterprise applications solutions for all local government departments' operations. These implementations include identification of business needs and requirements, selection of solutions based on those business needs, managing the implementation and deployment of the solutions, and preparing the solution for ongoing operational support. Erin's implementation strategies align operational needs with enterprise technology management practices, improving partnerships with technology providers and users within the organization.

PUBLICATIONS AND PRESENTATIONS

- Executives in IT Panelist for the Texas A&M University Mays Business School – October 2023
- Proactive Technology Planning, Texas Association of School Business Officials (TASBO) Conference – February 2021
- The Show Must Go On, Texas Association of Governmental IT Managers (TAGITM) Conference – September 2020